

## 10 Dividend Paying Metals Stocks

<http://www.metalschannel.com/>

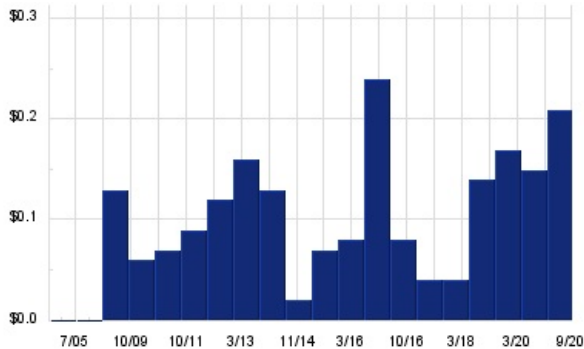
Metals Channel paired our coverage universe of metals stocks, with Dividend Channel's proprietary DividendRank formula, to bring you this list of 10 top ranked dividend paying metals stocks. The DividendRank formula considers a variety of data – dividend history & yield, book value, quarterly earnings – and compares it to the stock's trading data to come up with certain calculations about profitability and about the stock's valuation (whether we think it looks "cheap" or "expensive"). The result is this list of the top most "interesting" ideas that merit further research.



## DRD — KEY STATS

Name:	DRD Gold Ltd
Website:	<a href="http://www.drdgold.com">www.drdgold.com</a>
Sector:	<a href="#">Precious Metals</a>
Number of ETFs Holding DRD:	2 ( <a href="#">see which ones</a> )
Total Market Value Held by ETFs:	\$62,715,233
Total Market Capitalization:	\$177,000,000
% of Market Cap. Held by ETFs:	35.43%

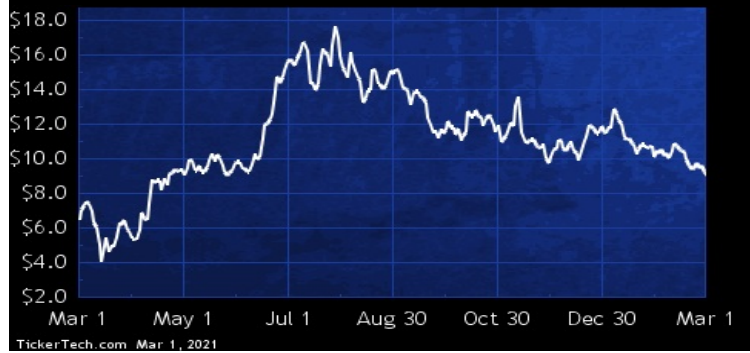
## DRD DIVIDEND HISTORY



TickerTech.com Feb 27, 2021

## DRD — 6.0% YIELD

### DRD Gold Ltd

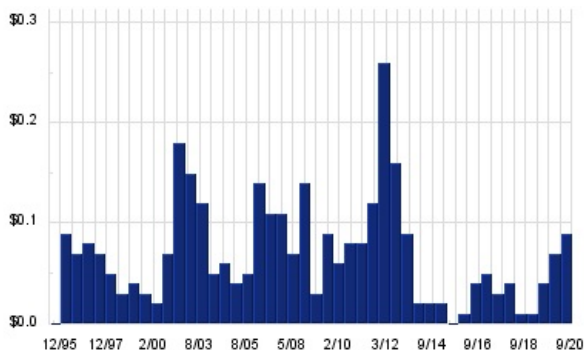


DRDGOLD Is a mining company focused on treatment of surface gold tailings. Co. is engaged in the retreatment of mine dump sand tailings dams. Co. reclaims mine tailings mainly by way of high pressure hydromechanical mining. Reclaimed gold bearing materials are transported through a network of pipelines to its metallurgical plants and process water returned by way of a closed circuit to the reclamation sites. After processing, the ensuing residue tail is disposed of on tailings storage facilities.

## GFI — KEY STATS

Name:	Gold Fields Ltd.
Website:	<a href="http://www.goldfields.com">www.goldfields.com</a>
Sector:	<a href="#">Precious Metals</a>
Number of ETFs Holding GFI:	6 ( <a href="#">see which ones</a> )
Total Market Value Held by ETFs:	\$697,099,135
Total Market Capitalization:	\$4,821,000,000
% of Market Cap. Held by ETFs:	14.46%

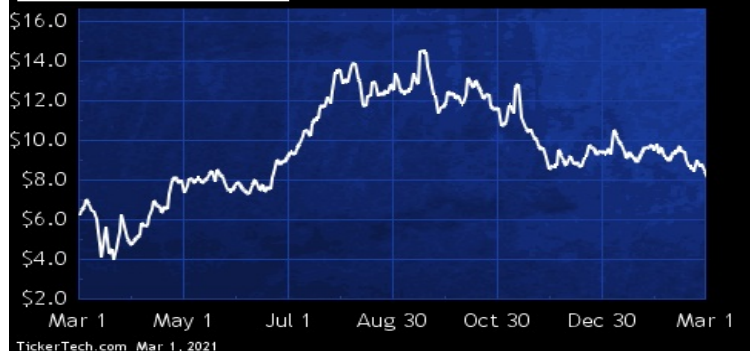
## GFI DIVIDEND HISTORY



TickerTech.com Feb 27, 2021

## GFI — 5.4% YIELD

### Gold Fields Ltd.

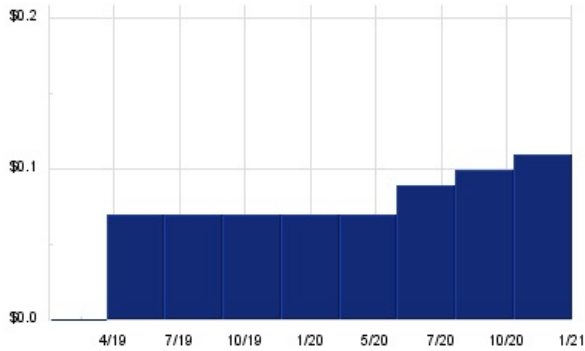


Gold Fields is a producer of gold and a holder of gold reserves and resources in South Africa, Ghana, Australia and Peru. In Peru, Co. also produces copper. Co. is primarily involved in underground and surface gold and surface copper mining and related activities, including exploration, extraction, processing and smelting. Co.'s South African operation is South Deep. Co. also owns the St Ives, Agnew, Granny Smith and Gruyere gold mining operations in Australia, Tarkwa and Damang mines in Ghana and Asanko mine in Ghana. Co. also owns the Cerro Corona mine in Peru.

## CMCL — KEY STATS

Name:	Caledonia Mining Corporation PLC
Website:	<a href="http://www.caledoniamining.com">www.caledoniamining.com</a>
Sector:	Precious Metals
Number of ETFs Holding CMCL:	8 ( <a href="#">see which ones</a> )
Total Market Value Held by ETFs:	\$6,621,757
Total Market Capitalization:	\$175,000,000
% of Market Cap. Held by ETFs:	3.78%

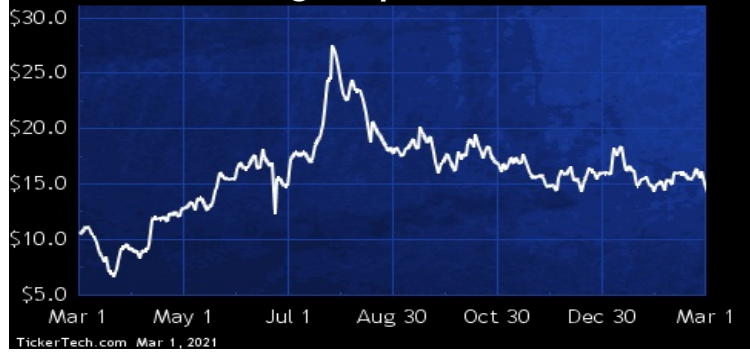
## CMCL DIVIDEND HISTORY



TickerTech.com Feb 27, 2021

## CMCL — 3.1% YIELD

### Caledonia Mining Corporation PLC

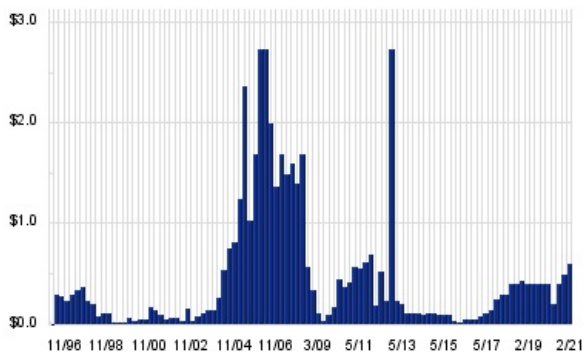


Caledonia Mining is primarily focusing on the operation of a gold mine and the exploration and development of mineral properties for precious metals. Co.'s activities are focused on Blanket Mine in Zimbabwe. Zimbabwe and South Africa describe the operations of Co.'s reportable segments. The Zimbabwe operating segment comprises Caledonia Holdings Zimbabwe Limited and subsidiaries. The South Africa geographical segment comprises sales made by Co.'s subsidiary, Caledonia Mining South Africa Proprietary Limited, to the Blanket Mine.

## SCCO — KEY STATS

Name:	Southern Copper Corp
Website:	<a href="http://www.southerncoppercorp.com">www.southerncoppercorp.com</a>
Sector:	Metals & Mining
Number of ETFs Holding SCCO:	42 ( <a href="#">see which ones</a> )
Total Market Value Held by ETFs:	\$268,127,048.59
Total Market Capitalization:	\$60,671,000,000
% of Market Cap. Held by ETFs:	0.44%

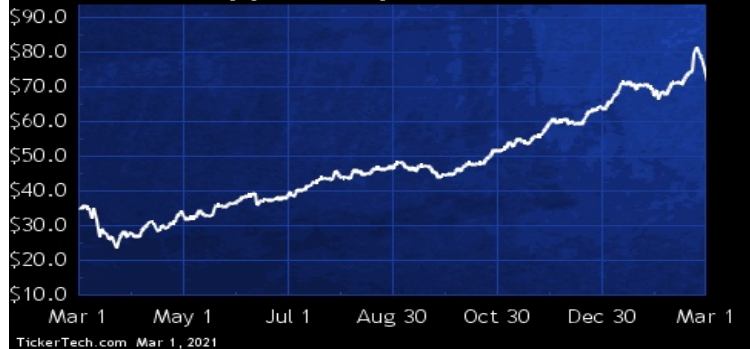
## SCCO DIVIDEND HISTORY



TickerTech.com Feb 27, 2021

## SCCO — 3.4% YIELD

### Southern Copper Corp

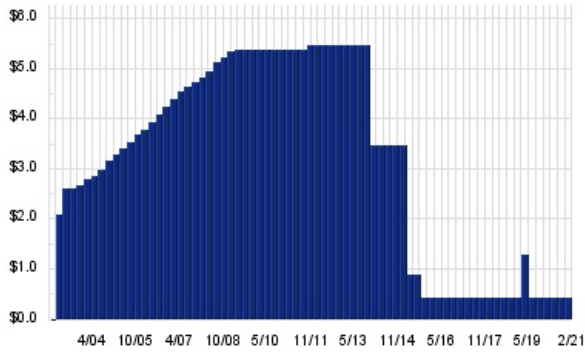


Southern Copper is a copper producer. Co.'s mining, smelting and refining facilities are located in Peru and Mexico and Co. conducts exploration activities in those countries and in Argentina, Chile and Ecuador. Co.'s Peruvian copper operations involve mining, milling and flotation of copper ore to produce copper concentrates and molybdenum concentrates, the smelting of copper concentrates to produce blister and anode copper, and the refining of anode copper to produce copper cathodes. Co.'s Mexican operations are conducted through its subsidiary, Minera Mexico, S.A. de C.V., which engages primarily in the mining and processing of copper, molybdenum, zinc, silver, gold and lead.

## NRP — KEY STATS

Name: Natural Resource Partners LP  
 Website: [www.nrplp.com](http://www.nrplp.com)  
 Sector: Metals & Mining

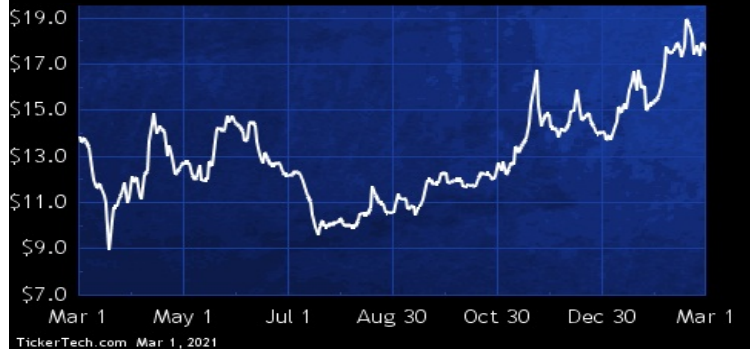
## NRP DIVIDEND HISTORY



TickerTech.com Feb 27, 2021

## NRP — 10.2% YIELD

### Natural Resource Partners LP



Natural Resource Partners owns, manages and leases a portfolio of mineral properties, including interests in coal and other natural resources and owns a non-controlling 49% interest in Ciner Wyoming LLC, a trona ore mining and soda ash production business. Co.'s business is organized into the following segments: Coal Royalty and Other, which consists primarily of coal royalty properties and coal-related transportation and processing assets; and Soda Ash, in which Ciner Resources LP, Co.'s operating partner, mines the trona, processes it into soda ash, and distributes the soda ash both domestically and internationally into the glass and chemicals industries.

## AEM — KEY STATS

Name: Agnico Eagle Mines Ltd  
 Website: [www.agnicoeagle.com](http://www.agnicoeagle.com)  
 Sector: Precious Metals  
 Number of ETFs Holding AEM: 8 (see which ones)  
 Total Market Value Held by ETFs: \$618,299,311  
 Total Market Capitalization: \$13,439,000,000  
 % of Market Cap. Held by ETFs: 4.60%

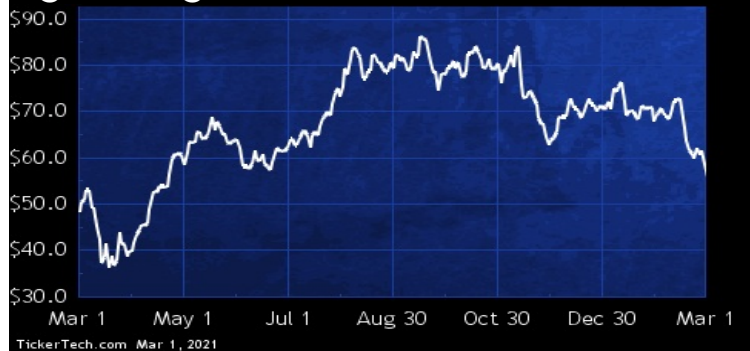
## AEM DIVIDEND HISTORY



TickerTech.com Feb 27, 2021

## AEM — 2.5% YIELD

### Agnico Eagle Mines Ltd

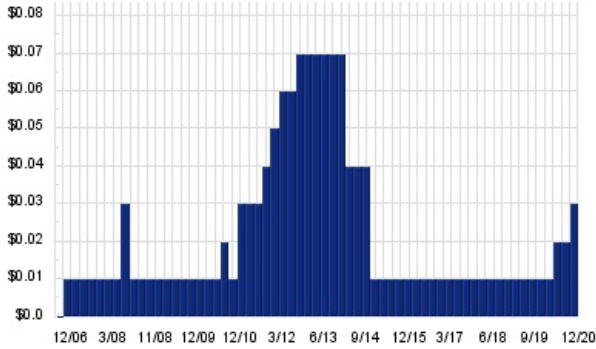


Agnico-Eagle Mines is a gold mining company with mining operations in Canada, Mexico and Finland. Co. earns a proportion of its revenues from the production and sale of gold in both dore bar and concentrate form. The remainder of revenue and cash flow is generated by the production and sale of byproduct metals. The revenue from byproduct metals is mainly generated by production at the LaRonde mine in Canada (silver, zinc, copper and lead) and the Pinos Altos mine in Mexico (silver).

## AUY – KEY STATS

Name:	Yamana Gold Inc
Stock buyback:	<a href="#">AUY buyback</a>
Website:	<a href="http://www.yamana.com">www.yamana.com</a>
Sector:	<a href="#">Precious Metals</a>
Number of ETFs Holding AUY:	5 (see which ones)
Total Market Value Held by ETFs:	\$413,221,033
Total Market Capitalization:	\$4,224,000,000
% of Market Cap. Held by ETFs:	9.78%

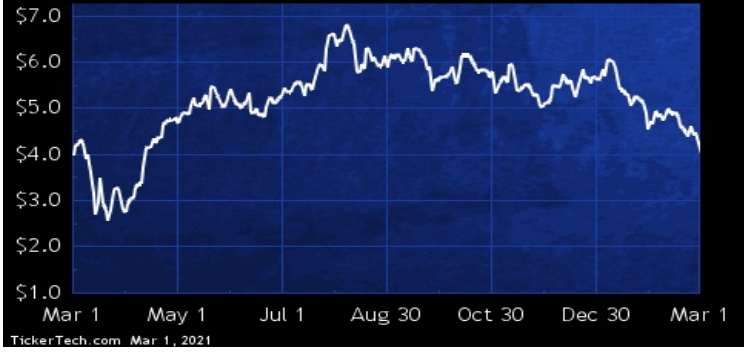
## AUY DIVIDEND HISTORY



TickerTech.com Feb 27, 2021

## AUY – 2.6% YIELD

### Yamana Gold Inc

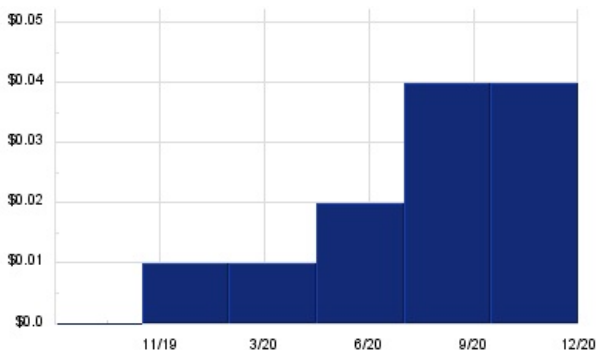


Yamana Gold is engaged in the production of gold and silver, development stage properties, and exploration properties and land positions throughout the Americas, including Canada, Brazil, Chile and Argentina.

## BTG – KEY STATS

Name:	B2Gold Corp
Website:	<a href="http://www.b2gold.com">www.b2gold.com</a>
Sector:	<a href="#">Precious Metals</a>
Number of ETFs Holding BTG:	5 (see which ones)
Total Market Value Held by ETFs:	\$449,904,685
Total Market Capitalization:	\$5,039,000,000
% of Market Cap. Held by ETFs:	8.93%

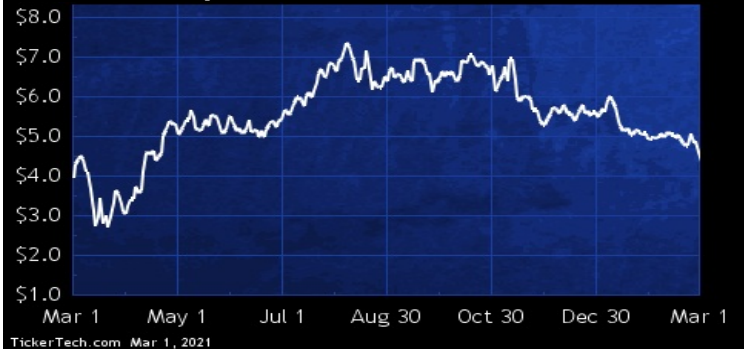
## BTG DIVIDEND HISTORY



TickerTech.com Feb 28, 2021

## BTG – 3.7% YIELD

### B2Gold Corp



B2Gold is a Vancouver-based gold producer with three operating mines (two in Nicaragua and one in the Philippines), a fourth mine which has entered into the commissioning and testing phase in Namibia and a portfolio of development and exploration assets in Mali, Colombia, Burkina Faso and Nicaragua. Co.'s reportable operating segments include its mining operations and development projects. The Other Mineral Properties segment consists of Co.'s interests in mineral properties which are at various stages of exploration. The Corporate and Other segment includes corporate operations and the Bellavista property in Costa Rica which is classified as held for sale.

## SLGN — KEY STATS

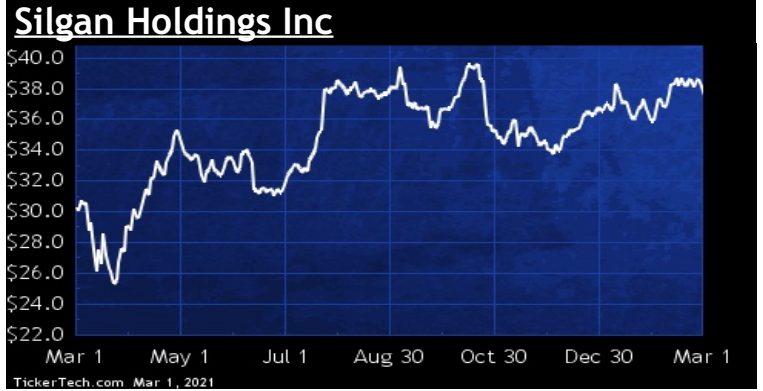
Name:	Silgan Holdings Inc
Stock buyback:	<a href="#">SLGN buyback</a>
Website:	<a href="http://www.silganholdings.com">www.silganholdings.com</a>
Sector:	<a href="#">Metals Fabrication &amp; Products</a>
Number of ETFs Holding SLGN:	68 ( <a href="#">see which ones</a> )
Total Market Value Held by ETFs:	\$548,259,374
Total Market Capitalization:	\$4,280,000,000
% of Market Cap. Held by ETFs:	12.81%

## SLGN DIVIDEND HISTORY



TickerTech.com Feb 27, 2021

## SLGN — 1.5% YIELD

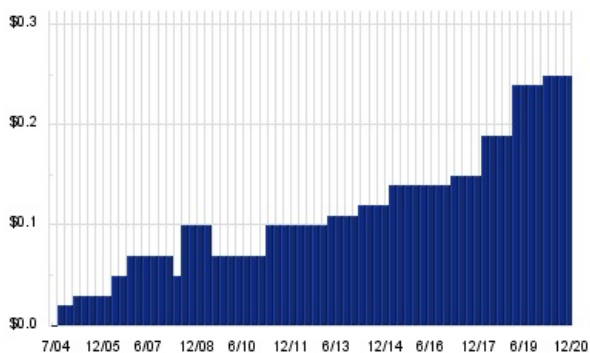


Silgan Holdings is a holding company. Through its subsidiaries, Co. manufactures rigid packaging for consumer goods products. Co. operates three businesses; its metal container business, which is engaged in the manufacture and sale of steel and aluminum containers; its closures business, which manufactures metal and plastic closures and dispensing systems for food, beverage, health care, garden, personal care, home and beauty products; and its plastic container business, which manufactures custom designed and stock plastic containers for a variety of markets, including the personal care, food, health care and household and industrial chemical markets.

## STLD — KEY STATS

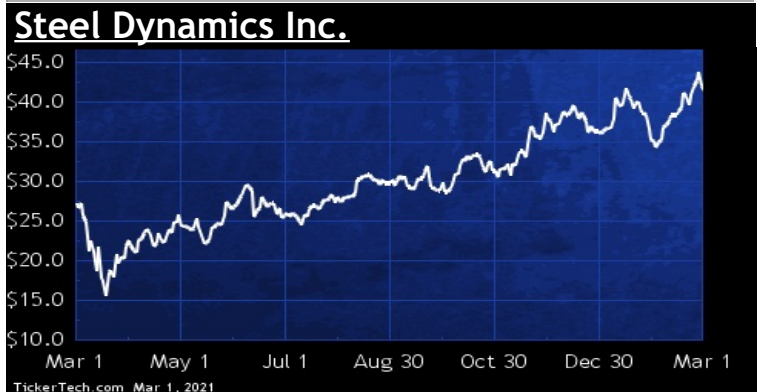
Name:	Steel Dynamics Inc.
Stock buyback:	<a href="#">STLD buyback</a>
Website:	<a href="http://www.steeldynamics.com">www.steeldynamics.com</a>
Sector:	<a href="#">Non-Precious Metals &amp; Non-Metallic Mining</a>
Number of ETFs Holding STLD:	82 ( <a href="#">see which ones</a> )
Total Market Value Held by ETFs:	\$1,440,858,327
Total Market Capitalization:	\$9,227,000,000
% of Market Cap. Held by ETFs:	15.62%

## STLD DIVIDEND HISTORY



TickerTech.com Feb 27, 2021

## STLD — 2.5% YIELD



Steel Dynamics is a steel producer and metal recycler. Co. manufactures and sells steel products, processes and sells recycled ferrous and nonferrous metals, and fabricates and sells steel joists and deck products. Co. has three segments: Steel, which produces steel from ferrous scrap and scrap substitutes, utilizing continuous casting, automated rolling mills and several steel coating and processing lines, and Iron Dynamics; metals recycling, which involves the purchase, processing, and resale of ferrous and nonferrous scrap metals into reusable forms and grades; and steel fabrication, which produces steel building components, including steel joists, girders, trusses, and steel deck.



Nothing in Dividend Channel is intended to be investment advice, nor does it represent the opinion of, counsel from, or recommendations by BNK Invest Inc. or any of its affiliates, subsidiaries or partners. None of the information contained herein constitutes a recommendation that any particular security, portfolio, transaction, or investment strategy is suitable for any specific person. All viewers agree that under no circumstances will BNK Invest, Inc., its subsidiaries, partners, officers, employees, affiliates, or agents be held liable for any loss or damage caused by your reliance on information obtained. By visiting, using or viewing this site, you agree to the following [Full Disclaimer & Terms of Service](#). Video widget and dividend videos powered by Market News Video. Quote data delayed at least 20 minutes; data powered by Ticker Technologies, and Mergent. [Contact Dividend Channel](#); [Meet Our Editorial Staff](#).