

## 10 Dividend Paying Metals Stocks

<http://www.metalschannel.com/>

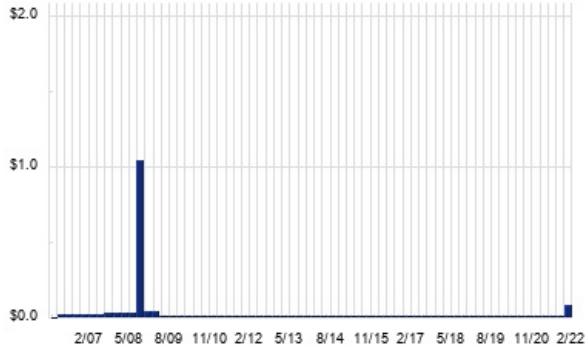
Metals Channel paired our coverage universe of metals stocks, with Dividend Channel's proprietary DividendRank formula, to bring you this list of 10 top ranked dividend paying metals stocks. The DividendRank formula considers a variety of data – dividend history & yield, book value, quarterly earnings – and compares it to the stock's trading data to come up with certain calculations about profitability and about the stock's valuation (whether we think it looks "cheap" or "expensive"). The result is this list of the top most "interesting" ideas that merit further research.



## ZEUS — KEY STATS

Name:	Olympic Steel Inc.
Stock buyback:	<a href="#">ZEUS buyback</a>
Website:	<a href="http://www.olysteel.com">www.olysteel.com</a>
Sector:	<a href="#">Non-Precious Metals &amp; Non-Metallic Mining</a>
Number of ETFs Holding ZEUS:	38 ( <a href="#">see which ones</a> )
Total Market Value Held by ETFs:	\$71,228,868
Total Market Capitalization:	\$279,000,000
% of Market Cap. Held by ETFs:	25.53%

## ZEUS DIVIDEND HISTORY

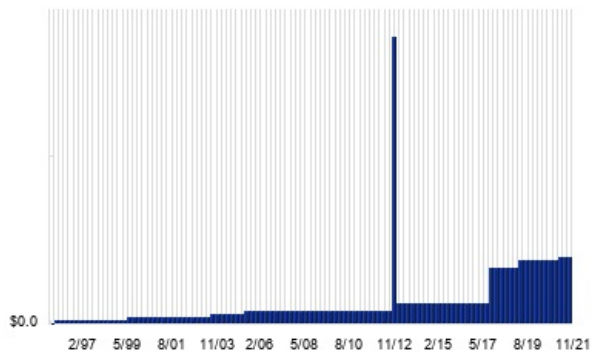


TickerTech.com Mar 1, 2022

## NC — KEY STATS

Name:	NACCO Industries Inc
Stock buyback:	<a href="#">NC buyback</a>
Website:	<a href="http://www.nacco.com">www.nacco.com</a>
Sector:	<a href="#">Metals &amp; Mining</a>
Number of ETFs Holding NC:	7 ( <a href="#">see which ones</a> )
Total Market Value Held by ETFs:	\$6,563,635
Total Market Capitalization:	\$160,000,000
% of Market Cap. Held by ETFs:	4.10%

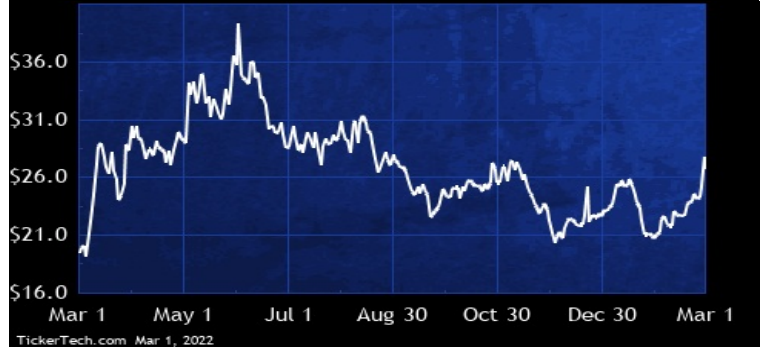
## NC DIVIDEND HISTORY



TickerTech.com Mar 1, 2022

## ZEUS — 1.3% YIELD

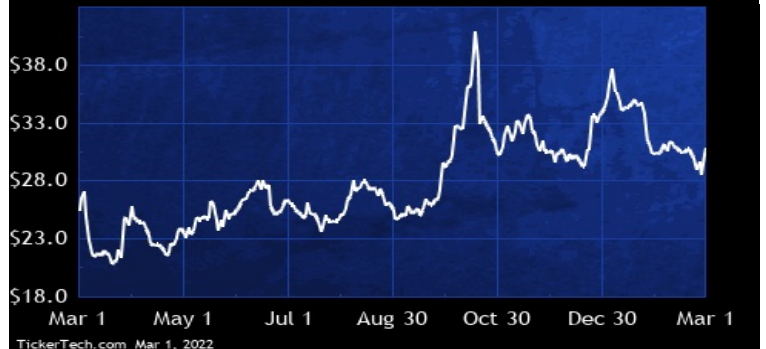
### Olympic Steel Inc.



Olympic Steel is a metals service center that operates in three segments; carbon flat products, specialty metals flat products, and tubular and pipe products. Co.'s Carbon flat products segment focuses on processed carbon and coated flat-rolled sheet, coil and plate products and fabricated parts. Co.'s Specialty metals flat products segment focuses on processed stainless and aluminum flat-rolled sheet and coil products, flat bar products and fabricated parts. Co.'s Tubular and pipe products segment distributes metal tubing, pipe, bar, valve and fittings and fabricate pressure parts supplied to various industrial markets.

## NC — 2.6% YIELD

### NACCO Industries Inc

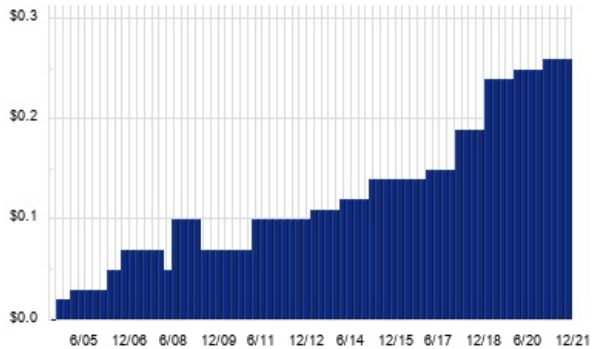


NACCO Industries, through a portfolio of mining and natural resources businesses, operates under three business segments: Coal Mining, North American Mining (NAMining) and Minerals Management. The Coal Mining segment operates surface coal mines under long-term contracts with power generation companies and an activated carbon producer pursuant to a service-based business model. The NAMining segment provides contract mining and other services for producers of aggregates, lithium and other minerals. The Minerals Management segment acquires and promotes the development of oil, gas and coal mineral interests. In addition, Co. provides stream and wetland mitigation solutions.

## STLD — KEY STATS

Name:	Steel Dynamics Inc.
Stock buyback:	STLD buyback
Website:	<a href="http://www.steeldynamics.com">www.steeldynamics.com</a>
Sector:	Non-Precious Metals & Non-Metallic Mining
Number of ETFs Holding STLD:	97 ( <a href="#">see which ones</a> )
Total Market Value Held by ETFs:	\$2,262,459,213.96
Total Market Capitalization:	\$12,554,000,000
% of Market Cap. Held by ETFs:	18.02%

## STLD DIVIDEND HISTORY

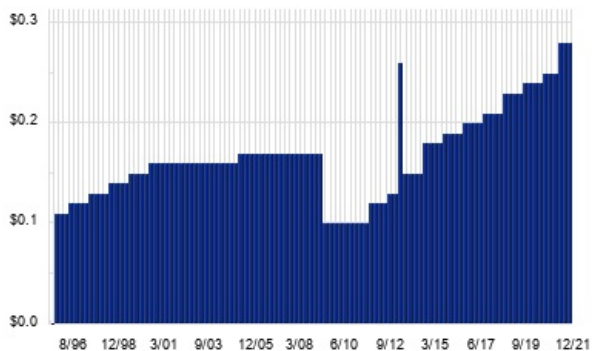


TickerTech.com Mar 1, 2022

## WOR — KEY STATS

Name:	Worthington Industries, Inc.
Stock buyback:	WOR buyback
Website:	<a href="http://www.worthingtonindustries.com">www.worthingtonindustries.com</a>
Sector:	Non-Precious Metals & Non-Metallic Mining
Number of ETFs Holding WOR:	62 ( <a href="#">see which ones</a> )
Total Market Value Held by ETFs:	\$434,003,828.06
Total Market Capitalization:	\$2,780,000,000
% of Market Cap. Held by ETFs:	15.61%

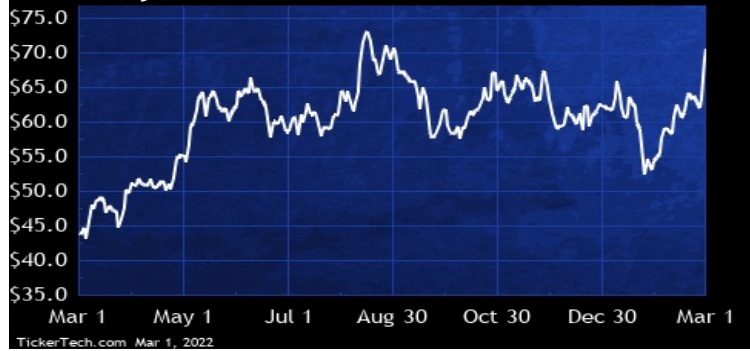
## WOR DIVIDEND HISTORY



TickerTech.com Mar 1, 2022

## STLD — 1.9% YIELD

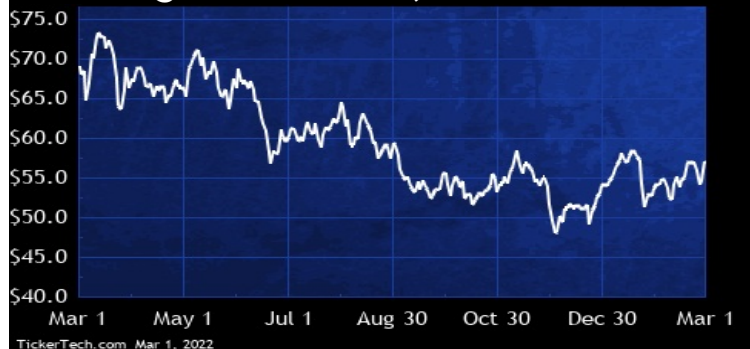
### Steel Dynamics Inc.



Steel Dynamics is a steel producer and metal recycler. Co. manufactures and sells steel products, processes and sells recycled ferrous and nonferrous metals, and fabricates and sells steel joists and deck products. Co. has three segments: Steel, which produces steel from ferrous scrap and scrap substitutes, utilizing continuous casting, automated rolling mills and several steel coating and processing lines, and Iron Dynamics; metals recycling, which involves the purchase, processing, and resale of ferrous and nonferrous scrap metals into reusable forms and grades; and steel fabrication, which produces steel building components, including steel joists, girders, trusses, and steel deck.

## WOR — 2.0% YIELD

### Worthington Industries, Inc.

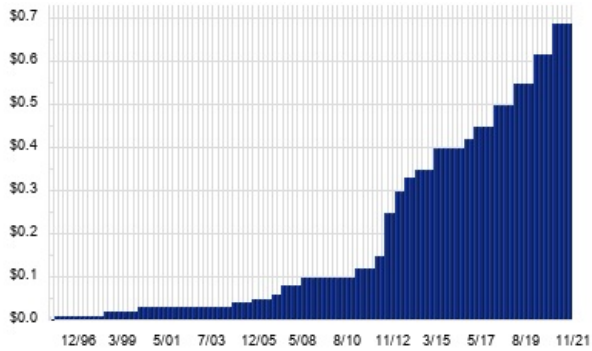


Worthington Industries is an industrial manufacturing company, focused on steel processing and manufactured metal products. Co. has two segments: Steel Processing, which buys coils of steel from integrated steel mills and mini-mills and processes them to the precise type, thickness, length, width, shape and surface quality required by customer specifications, and toll processes steel for steel mills, end-users, service centers and other processors; and Pressure Cylinders, which manufactures and sells filled and unfilled pressure cylinders, tanks, hand torches, tools, well water and expansion tanks, along with various accessories and related products for various end-use market applications.

## RS — KEY STATS

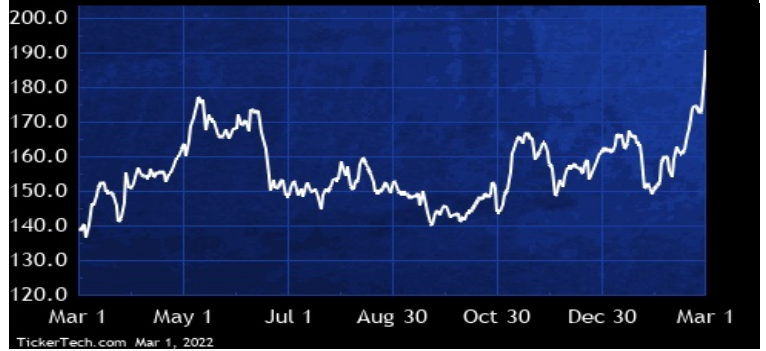
Name:	Reliance Steel & Aluminum Co.
Website:	<a href="http://www.rsac.com">www.rsac.com</a>
Sector:	<a href="#">Non-Precious Metals &amp; Non-Metallic Mining</a>
Number of ETFs Holding RS:	83 ( <a href="#">see which ones</a> )
Total Market Value Held by ETFs:	\$2,037,959,308.35
Total Market Capitalization:	\$10,838,000,000
% of Market Cap. Held by ETFs:	18.80%

## RS DIVIDEND HISTORY



## RS — 1.8% YIELD

### Reliance Steel & Aluminum Co.

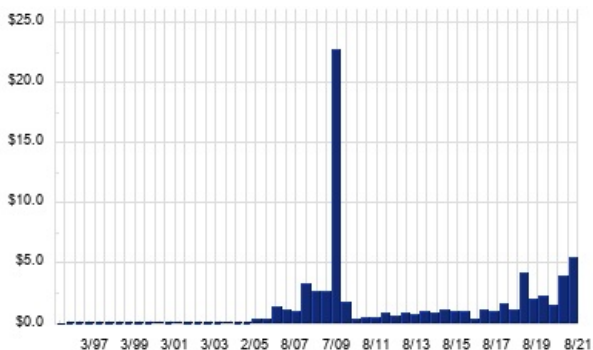


Reliance Steel & Aluminum is a metals service center company. Co. provides metals processing services and distributes a line of metal products, including alloy, aluminum, brass, copper, carbon steel, stainless steel, titanium and specialty steel products, to its customers in a range of industries, including general manufacturing, non-residential construction (including infrastructure), transportation (rail, truck trailer and shipbuilding), aerospace and defense, energy (oil and natural gas), electronics and semiconductor fabrication, and heavy industry (agricultural, construction and mining equipment). Co. also services the auto industry, primary through its toll processing operations.

## RIO — KEY STATS

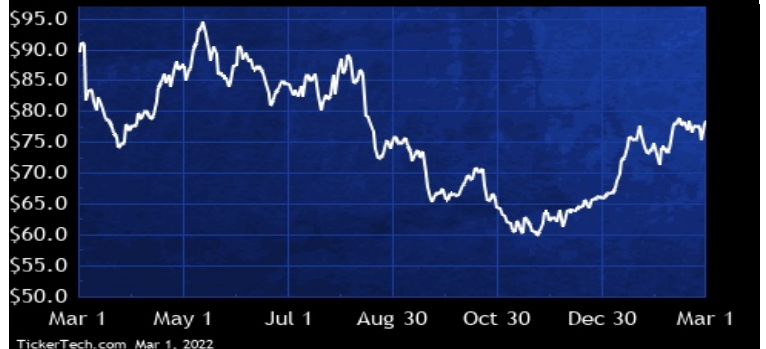
Name:	Rio Tinto Plc
Website:	<a href="http://www.riotinto.com">www.riotinto.com</a>
Sector:	<a href="#">Metals &amp; Mining</a>
Number of ETFs Holding RIO:	6 ( <a href="#">see which ones</a> )
Total Market Value Held by ETFs:	\$25,024,574
Total Market Capitalization:	\$103,749,000,000
% of Market Cap. Held by ETFs:	0.02%

## RIO DIVIDEND HISTORY



## RIO — 10.6% YIELD

### Rio Tinto Plc

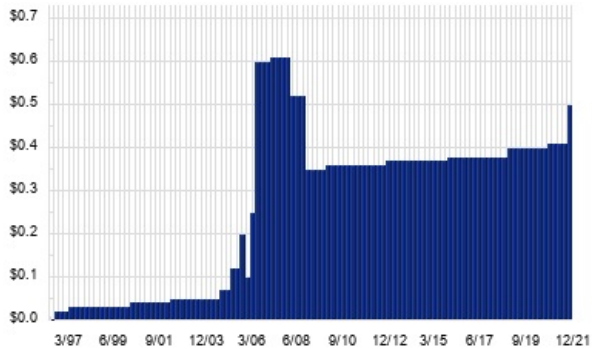


Rio Tinto is engaged in finding, mining and processing mineral resources. Co.'s major products are aluminium, copper, diamonds, gold, industrial minerals (borates, titanium dioxide and salt), iron ore and uranium. Co.'s four product groups include Iron Ore, Aluminium, Copper & Diamonds, and Energy & Minerals. Co. owns and operates the Oyu Tolgoi underground project in Mongolia, the Resolution Copper Project in Arizona, United States, the Gudai-Darri project and the Winu project in Western Australia, Australia, the Simandou project in Guinea, and the Jadar project in Serbia.

## NUE — KEY STATS

Name:	Nucor Corp.
Stock buyback:	<a href="#">NUE buyback</a>
Website:	<a href="http://www.nucor.com">www.nucor.com</a>
Sector:	<a href="#">Non-Precious Metals &amp; Non-Metallic Mining</a>
Number of ETFs Holding NUE:	123 ( <a href="#">see which ones</a> )
Total Market Value Held by ETFs:	\$6,283,633,256.62
Total Market Capitalization:	\$34,553,000,000
% of Market Cap. Held by ETFs:	18.19%

## NUE DIVIDEND HISTORY

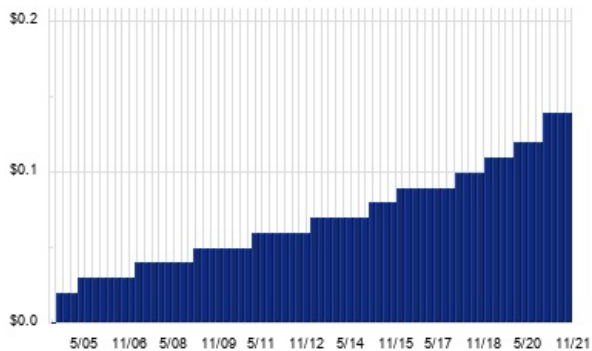


TickerTech.com Mar 1, 2022

## SLGN — KEY STATS

Name:	Silgan Holdings Inc
Stock buyback:	<a href="#">SLGN buyback</a>
Website:	<a href="http://www.silganholdings.com">www.silganholdings.com</a>
Sector:	<a href="#">Metals Fabrication &amp; Products</a>
Number of ETFs Holding SLGN:	68 ( <a href="#">see which ones</a> )
Total Market Value Held by ETFs:	\$680,121,680.94
Total Market Capitalization:	\$4,547,000,000
% of Market Cap. Held by ETFs:	14.96%

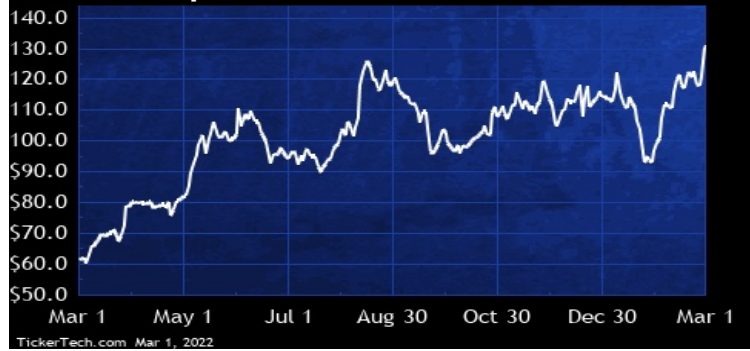
## SLGN DIVIDEND HISTORY



TickerTech.com Mar 1, 2022

## NUE — 1.5% YIELD

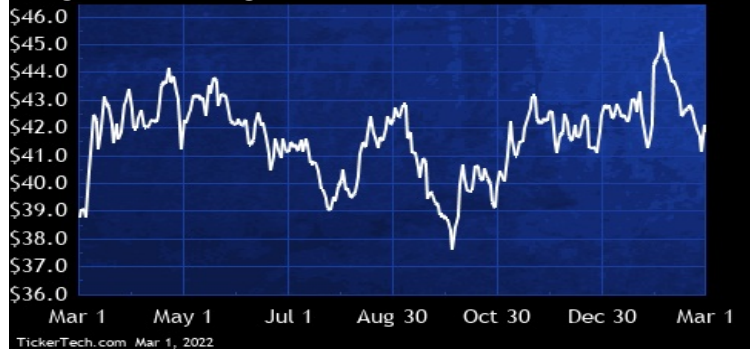
### Nucor Corp.



Nucor manufactures steel and steel products. Co.'s operations include international trading and sales companies that buy and sell steel and steel products. Co.'s segments are: steel mills, which produces sheet steel, plate steel, structural steel, and bar steel; steel products, which produces hollow structural section steel tubing, electrical conduit, steel joists and joist girders, steel deck, cold finished steel, steel fasteners, metal building systems, and wire and wire mesh; and raw materials, which produces direct reduced iron (DRI), brokers ferrous and nonferrous metals, pig iron, hot briquetted iron and DRI, supplies ferro-alloys, and processes ferrous and nonferrous scrap metal.

## SLGN — 1.5% YIELD

### Silgan Holdings Inc

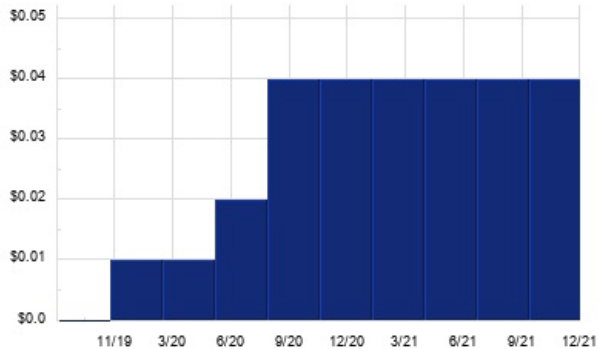


Silgan Holdings is a holding company. Through its subsidiaries, Co. manufactures rigid packaging for consumer goods products. Co. operates three businesses; its metal container business, which is engaged in the manufacture and sale of steel and aluminum containers; its closures business, which manufactures metal and plastic closures and dispensing systems for food, beverage, health care, garden, personal care, home and beauty products; and its plastic container business, which manufactures custom designed and stock plastic containers for a variety of markets, including the personal care, food, health care and household and industrial chemical markets.

## BTG — KEY STATS

Name:	B2Gold Corp
Website:	<a href="http://www.b2gold.com">www.b2gold.com</a>
Sector:	<u>Precious Metals</u>
Number of ETFs Holding BTG:	4 ( <u>see which ones</u> )
Total Market Value Held by ETFs:	\$342,809,809
Total Market Capitalization:	\$4,142,000,000
% of Market Cap. Held by ETFs:	8.28%

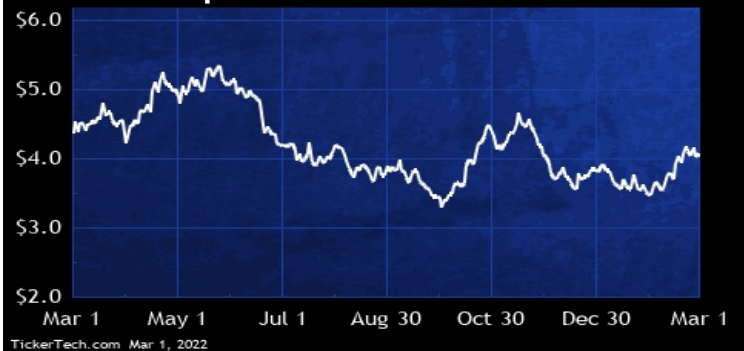
## BTG DIVIDEND HISTORY



TickerTech.com Mar 1, 2022

## BTG — 4.0% YIELD

### B2Gold Corp

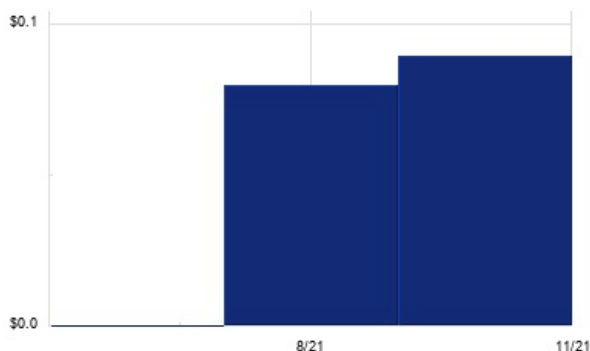


B2Gold is a Vancouver-based gold producer with three operating mines. Co. operates the Fekola Mine in Mali, the Masbate Mine in the Philippines and the Otjikoto Mine in Namibia. Co. also has a portfolio of other evaluation and exploration assets in Colombia, Mali, Burkina Faso, Namibia, Uzbekistan and Finland. Co.'s reportable operating segments include its mining operations, namely the Fekola, Masbate and Otjikoto mines. The "Other Mineral Properties" segment consists of Co.'s interests in mineral properties which are at various stages of exploration and development. The "Corporate and Other" segment includes corporate operations.

## RYI — KEY STATS

Name:	Ryerson Holding Corp
Stock buyback:	<u>RYI buyback</u>
Website:	<a href="http://www.ir.ryerson.com">www.ir.ryerson.com</a>
Sector:	<u>Non-Precious Metals &amp; Non-Metallic Mining</u>
Number of ETFs Holding RYI:	27 ( <u>see which ones</u> )
Total Market Value Held by ETFs:	\$40,862,564.04
Total Market Capitalization:	\$868,000,000
% of Market Cap. Held by ETFs:	4.71%

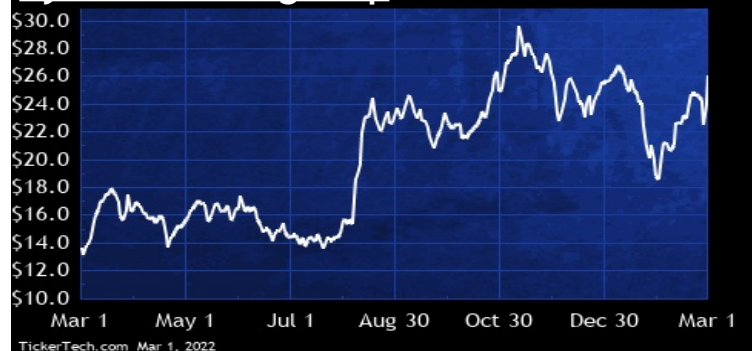
## RYI DIVIDEND HISTORY



TickerTech.com Mar 1, 2022

## RYI — 1.5% YIELD

### Ryerson Holding Corp



Ryerson Holding is a metals service center, a processor and distributor of industrial metals with operations in the U.S. through Joseph T. Ryerson & Son, Inc., in Canada through its subsidiary, Ryerson Canada, Inc., and in Mexico through its subsidiary, Ryerson Metals de Mexico, S. de R.L. de C.V. In addition, Co. conducts processing and distribution operations in China through an indirect wholly-owned subsidiary, Ryerson China Limited. Co. carries a line of products in stainless steel, aluminum, carbon steel, and alloy steels and a line of nickel and red metals in various shapes and forms. In addition to its metals products, Co. provides several processing and fabrication services.



Nothing in Dividend Channel is intended to be investment advice, nor does it represent the opinion of, counsel from, or recommendations by BNK Invest Inc. or any of its affiliates, subsidiaries or partners. None of the information contained herein constitutes a recommendation that any particular security, portfolio, transaction, or investment strategy is suitable for any specific person. All viewers agree that under no circumstances will BNK Invest, Inc., its subsidiaries, partners, officers, employees, affiliates, or agents be held liable for any loss or damage caused by your reliance on information obtained. By visiting, using or viewing this site, you agree to the following [Full Disclaimer & Terms of Service](#). Video widget and dividend videos powered by Market News Video. Quote data delayed at least 20 minutes; data powered by Ticker Technologies, and Mergent. [Contact Dividend Channel](#); [Meet Our Editorial Staff](#).