

## 10 Dividend Paying Metals Stocks

<http://www.metalschannel.com/>

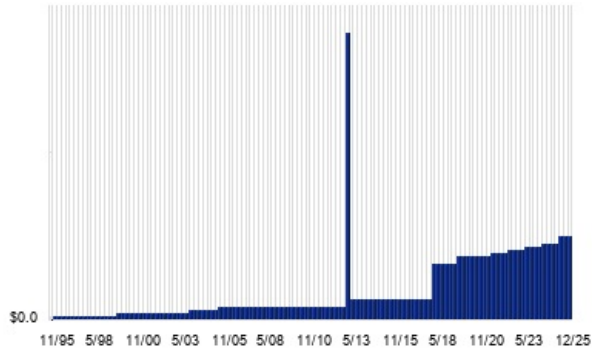
Metals Channel paired our coverage universe of metals stocks, with Dividend Channel's proprietary DividendRank formula, to bring you this list of 10 top ranked dividend paying metals stocks. The DividendRank formula considers a variety of data – dividend history & yield, book value, quarterly earnings – and compares it to the stock's trading data to come up with certain calculations about profitability and about the stock's valuation (whether we think it looks "cheap" or "expensive"). The result is this list of the top most "interesting" ideas that merit further research.



## NC — KEY STATS

Name:	NACCO Industries Inc
Stock buyback:	<a href="#">NC buyback</a>
Website:	<a href="http://www.nacco.com">www.nacco.com</a>
Sector:	<a href="#">Metals &amp; Mining</a>
Number of ETFs Holding NC:	43 ( <a href="#">see which ones</a> )

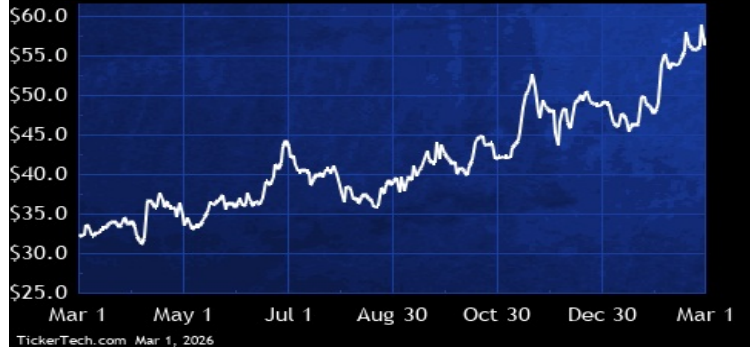
## NC DIVIDEND HISTORY



TickerTech.com Mar 1, 2026

## NC — 1.8% YIELD

### NACCO Industries Inc

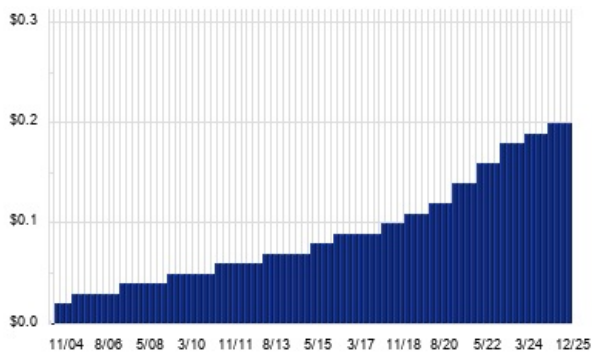


NACCO Industries, Inc. is a holding company. It brings natural resources to life by delivering aggregates, minerals, reliable fuels and environmental solutions through its robust portfolio of NACCO Natural Resources businesses. Co.'s segments include Coal Mining, North American Mining (NAMining) and Minerals Management. The Coal Mining segment operates surface coal mines for power generation companies. The NAMining segment is a mining partner for producers of aggregates, activated carbon, lithium and other industrial minerals. The Minerals Management segment, which includes the Catapult Mineral Partners (Catapult) business, acquires and promotes the development of mineral interests.

## SLGN — KEY STATS

Name:	Silgan Holdings Inc
Stock buyback:	<a href="#">SLGN buyback</a>
Website:	<a href="http://www.silganholdings.com">www.silganholdings.com</a>
Sector:	<a href="#">Metals Fabrication &amp; Products</a>
Number of ETFs Holding SLGN:	117 ( <a href="#">see which ones</a> )

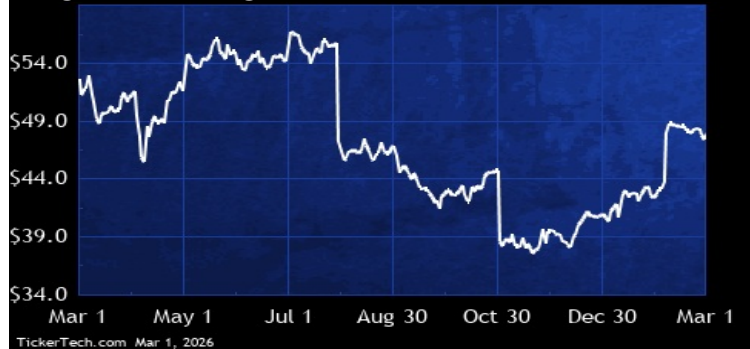
## SLGN DIVIDEND HISTORY



TickerTech.com Mar 1, 2026

## SLGN — 1.8% YIELD

### Silgan Holdings Inc

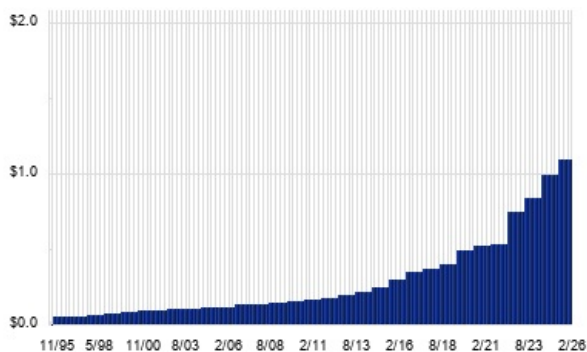


Silgan Holdings Inc. is a manufacturer of sustainable rigid packaging solutions for essential consumer goods products. Co.'s segments include dispensing and specialty closures, metal containers and custom containers. The dispensing and specialty closures segment manufactures and sells dispensing systems and specialty closures for fragrance and beauty, food, beverage, personal and health care, home care and lawn and garden products. The metal containers segment is engaged in the manufacture and sale of steel and aluminum containers for pet and human food and general line products.

## CSL — KEY STATS

Name:	Carlisle Companies Inc.
Stock buyback:	<a href="#">CSL buyback</a>
Website:	<a href="http://www.carlisle.com">www.carlisle.com</a>
Sector:	<a href="#">Metals Fabrication &amp; Products</a>
Number of ETFs Holding CSL:	216 ( <a href="#">see which ones</a> )

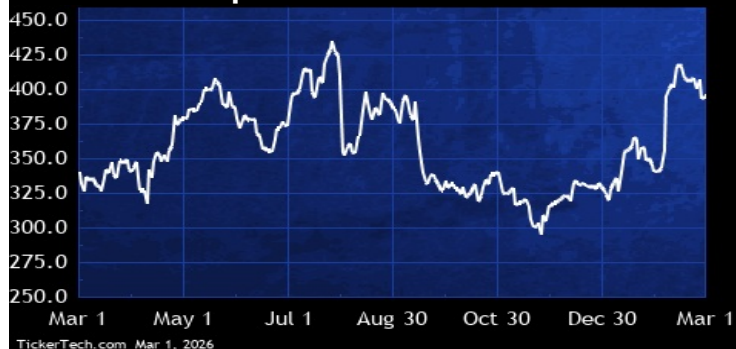
## CSL DIVIDEND HISTORY



TickerTech.com Feb 28, 2026

## CSL — 1.1% YIELD

### Carlisle Companies Inc.

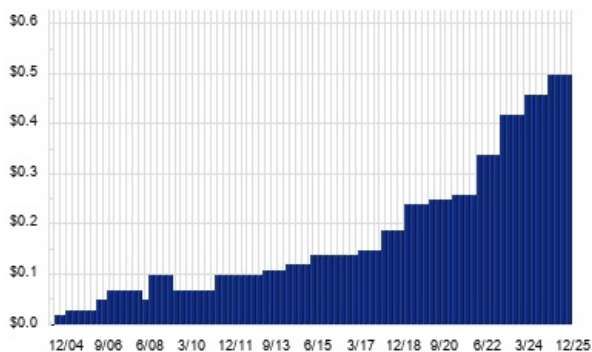


Carlisle Companies Incorporated is a manufacturer and supplier of building envelope products and solutions that enable energy efficiency in buildings. Co. operates through two segments: Carlisle Construction Materials (CCM) and Carlisle Weatherproofing Technologies (CWT). The CCM segment produces a complete line of single-ply roofing products and warranted roof systems and accessories for the commercial building industry, including ethylene propylene diene monomer (EPDM), thermoplastic polyolefin (TPO) and polyvinyl chloride (PVC) membrane, polyiso insulation, and engineered metal roofing and wall panel systems for commercial and residential buildings.

## STLD — KEY STATS

Name:	Steel Dynamics Inc.
Stock buyback:	<a href="#">STLD buyback</a>
Website:	<a href="http://www.steeldynamics.com">www.steeldynamics.com</a>
Sector:	<a href="#">Non-Precious Metals &amp; Non-Metallic Mining</a>
Number of ETFs Holding STLD:	269 ( <a href="#">see which ones</a> )

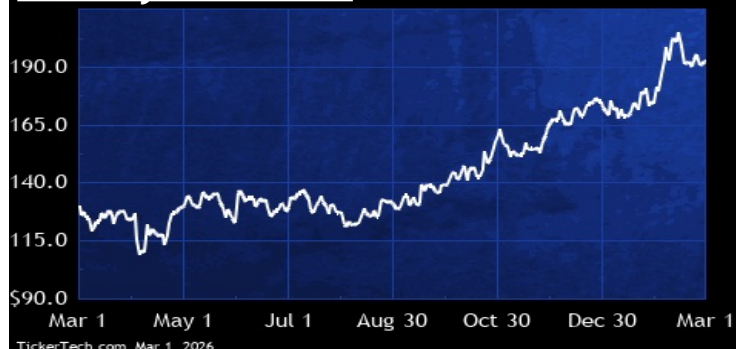
## STLD DIVIDEND HISTORY



TickerTech.com Mar 1, 2026

## STLD — 1.1% YIELD

### Steel Dynamics Inc.

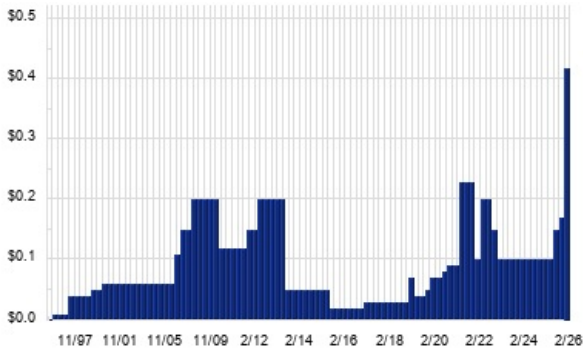


Steel Dynamics, Inc. is a steel producer and metal recycler in the North America. Its segments include Steel Operations, Metals Recycling Operations, Steel Fabrication Operations and Aluminum Operations. Steel Operations segment consists primarily of steelmaking and various coating operations. Metals Recycling operations segment include both ferrous and nonferrous scrap metal processing, transportation, marketing, brokerage and scrap management services, strategically located primarily in close proximity to its steel mills and other end-user scrap consumers, across the U.S., and Central and Northern Mexico.

## B — KEY STATS

Name:	Barrick Mining Corp
Stock buyback:	<a href="#">B buyback</a>
Website:	<a href="http://www.barrick.com">www.barrick.com</a>
Sector:	<a href="#">Precious Metals</a>
Number of ETFs Holding B:	29 ( <a href="#">see which ones</a> )

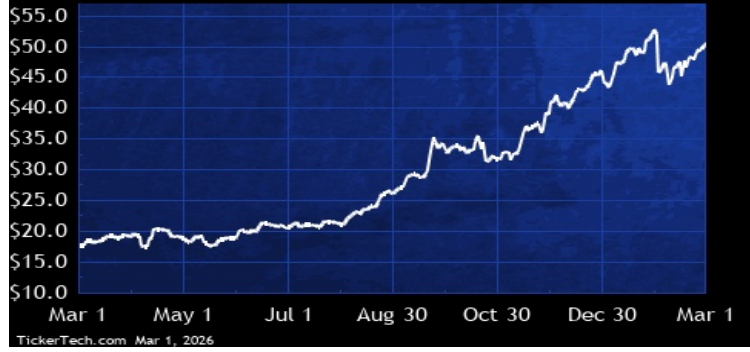
## B DIVIDEND HISTORY



TickerTech.com Feb 28, 2026

## B — 3.3% YIELD

### Barrick Mining Corp

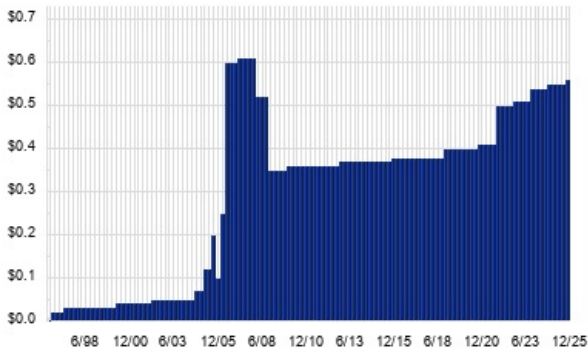


Barrick Gold Corporation is a Canada-based gold and copper producer, which is engaged in the production and sale of gold and copper, as well as related activities, such as exploration and mine development. It has ownership interests in producing gold mines that are located in Argentina, Canada, Cote d'Ivoire, the Democratic Republic of the Congo, the Dominican Republic, Mali, Tanzania and the U.S.. It has ownership interests in producing copper mines in Chile, Saudi Arabia and Zambia. Its operations include Nevada Gold Mines, Bulyanhulu, Hemlo, Jabal Sayid, Kibali, Loulo-Goukoto, Lumwana, North Mara, Porgera, Pueblo Viejo, Tongon, Veladero and Zaldivar.

## NUE — KEY STATS

Name:	Nucor Corp.
Stock buyback:	<a href="#">NUE buyback</a>
Website:	<a href="http://www.nucor.com">www.nucor.com</a>
Sector:	<a href="#">Non-Precious Metals &amp; Non-Metallic Mining</a>
Number of ETFs Holding NUE:	253 ( <a href="#">see which ones</a> )

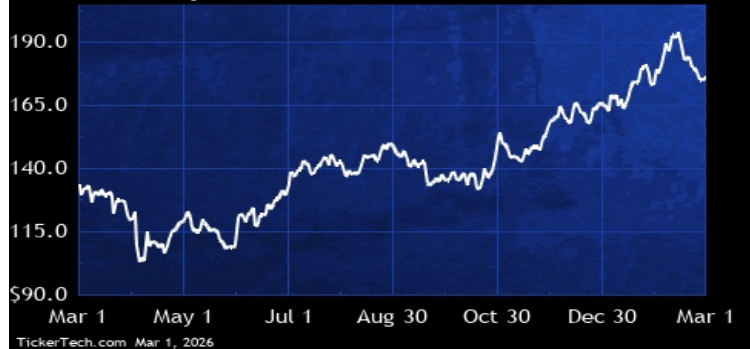
## NUE DIVIDEND HISTORY



TickerTech.com Mar 1, 2026

## NUE — 1.3% YIELD

### Nucor Corp.

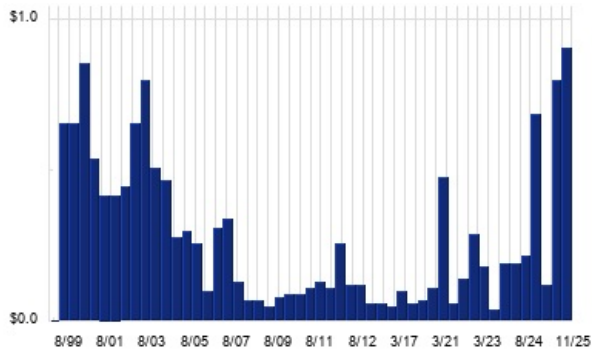


Nucor Corporation is a manufacturer of steel and steel products, with operating facilities in the U.S., Canada and Mexico. Its segments include steel mills, steel products, raw materials, and Nucor Data Systems. The Steel Mills segment produces sheet steel (hot-rolled, cold-rolled and galvanized), plate steel, structural steel (wide-flange beams, beam blanks, H-piling, and sheet piling) and bar steel (blooms, billets, concrete reinforcing bar, merchant bar and engineered special bar quality).

## AU – KEY STATS

Name:	AngloGold Ashanti plc
Website:	<a href="http://www.anglogoldashanti.com">www.anglogoldashanti.com</a>
Sector:	<a href="#">Precious Metals</a>
Number of ETFs Holding AU:	101 ( <a href="#">see which ones</a> )

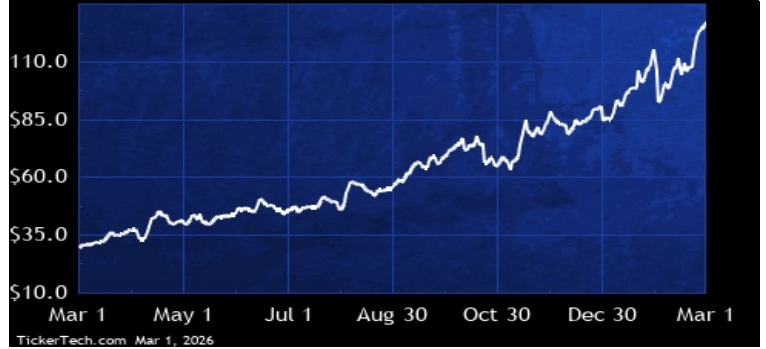
## AU DIVIDEND HISTORY



TickerTech.com Feb 28, 2026

## AU – 5.5% YIELD

### AngloGold Ashanti plc



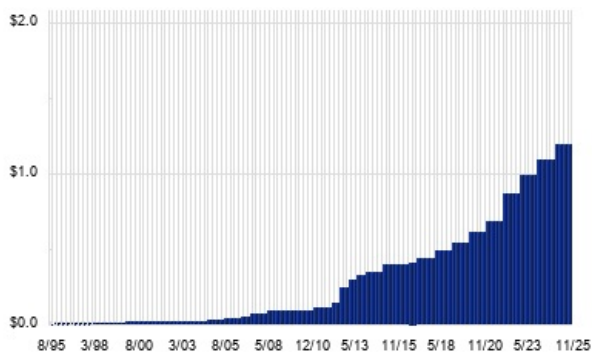
AngloGold Ashanti (Pty) Ltd is a South Africa-based company. Co. is an independent, global gold mining company with a diverse portfolio of operations, projects, and exploration activities across nine countries on four continents. Co.'s principal product is gold. It also produces silver in Argentina and sulfuric acid in Brazil as by-products. In Colombia, Quebradona, produces both gold and copper. Co. operates through three segments: Africa, Australia, and Americas. It has operations in Africa in locations, including Democratic Republic of the Congo, Ghana, Guinea, and Tanzania. The Americas segment includes operations in Argentina, Brazil and Colombia.

Preferred: [AU.PRA](#)

## RS – KEY STATS

Name:	Reliance Inc
Website:	<a href="http://www.rsac.com">www.rsac.com</a>
Sector:	<a href="#">Non-Precious Metals &amp; Non-Metallic Mining</a>
Number of ETFs Holding RS:	194 ( <a href="#">see which ones</a> )

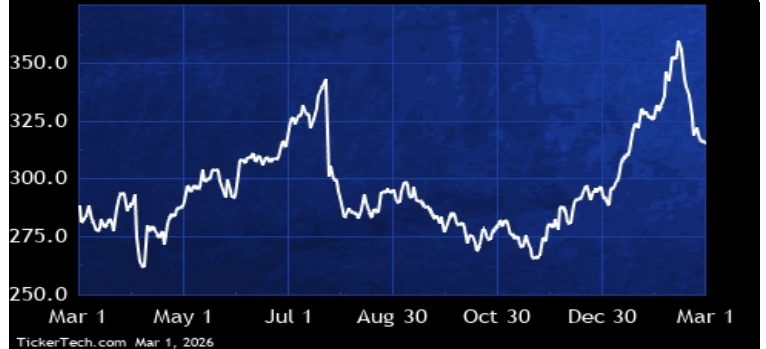
## RS DIVIDEND HISTORY



TickerTech.com Mar 1, 2026

## RS – 1.6% YIELD

### Reliance Inc

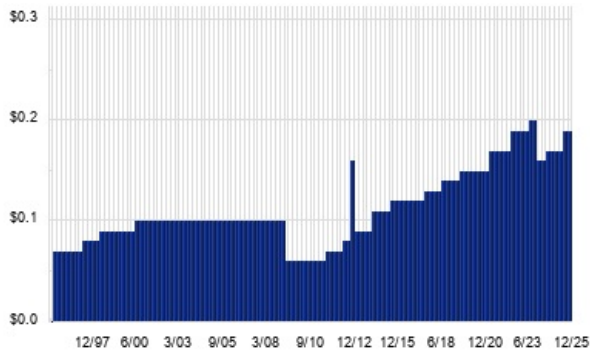


Reliance, Inc. is a diversified metal solutions provider and has a metals service center company in North America. Co. provides value-added metals processing services and distributes a full line of over 100,000 metal products, including alloy, aluminum, brass, copper, carbon steel, stainless steel, titanium, specialty carbon and alloy steel plate and round bar and specialty steel products. It serves various industries, such as general manufacturing, non-residential construction (including infrastructure), transportation (rail, truck trailer and shipbuilding), aerospace (commercial, military, defense, and space, and heavy industry, energy (oil and natural gas).

## WOR — KEY STATS

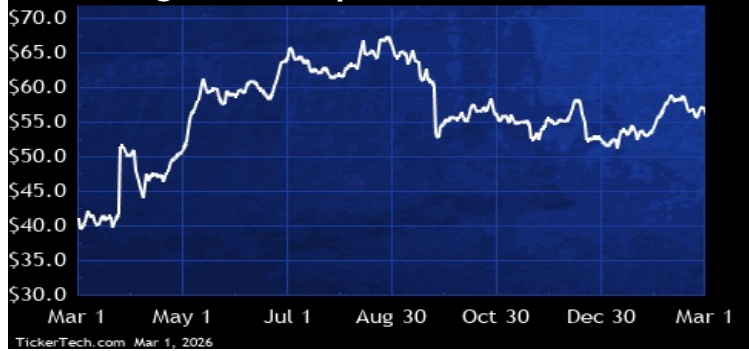
Name:	Worthington Enterprises Inc
Stock buyback:	<a href="#">WOR buyback</a>
Website:	<a href="http://www.worthingtonindustries.com">www.worthingtonindustries.com</a>
Sector:	<a href="#">Non-Precious Metals &amp; Non-Metallic Mining</a>
Number of ETFs Holding WOR:	115 ( <a href="#">see which ones</a> )

## WOR DIVIDEND HISTORY



## WOR — 1.3% YIELD

### Worthington Enterprises Inc

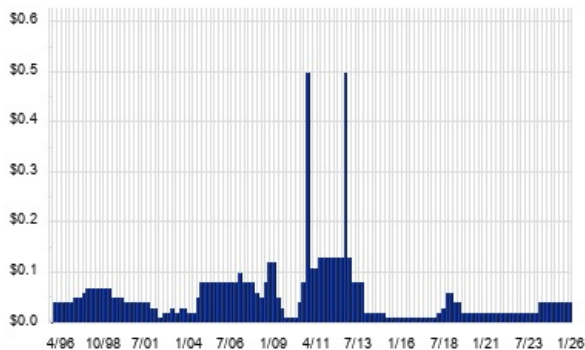


Worthington Enterprises, Inc. is a designer and manufacturer of brands that enable people to live safer, healthier and more expressive lives. Co. operates through two primary business segments: building products and consumer products. The Building Products segment includes cooking, heating, cooling and water solutions, architectural and acoustical grid ceilings and metal framing and accessories. The Consumer Products segment provides solutions for the tools, outdoor living and celebrations categories. Its product includes propane-filled cylinders for torches, camping stoves and other applications.

## FRD — KEY STATS

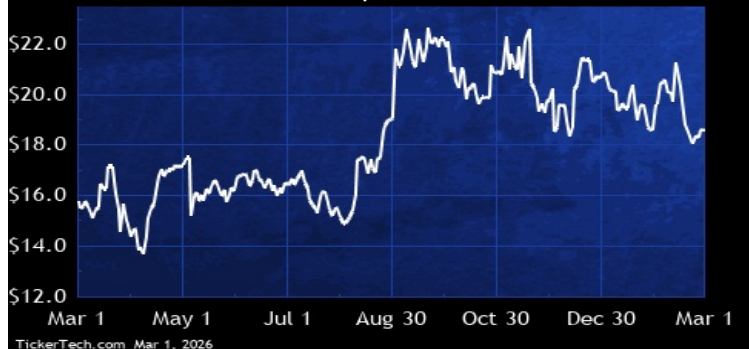
Name:	Friedman Industries, Inc.
Stock buyback:	<a href="#">FRD buyback</a>
Website:	<a href="http://www.friedmanindustries.com">www.friedmanindustries.com</a>
Sector:	<a href="#">Non-Precious Metals &amp; Non-Metallic Mining</a>
Number of ETFs Holding FRD:	32 ( <a href="#">see which ones</a> )

## FRD DIVIDEND HISTORY



## FRD — 0.9% YIELD

### Friedman Industries, Inc.



Friedman Industries, Incorporated is a manufacturer and processor of steel products. Its segments include flat-roll products and tubular products. The flat-roll product segment consists of the operation of five hot-rolled coil processing facilities located in Hickman, Arkansas; Decatur, Alabama; East Chicago, Indiana; Granite City, Illinois, and Sinton, Texas. The Hickman, Granite City and East Chicago facilities operate temper mills and cut-to-length lines. The Decatur and Sinton facilities operate stretcher leveler cut-to-length lines. The tubular product segment consists of the Co.'s Texas Tubular Products division (TTP) located in Lone Star, Texas.



Nothing in Dividend Channel is intended to be investment advice, nor does it represent the opinion of, counsel from, or recommendations by BNK Invest Inc. or any of its affiliates, subsidiaries or partners. None of the information contained herein constitutes a recommendation that any particular security, portfolio, transaction, or investment strategy is suitable for any specific person. All viewers agree that under no circumstances will BNK Invest, Inc., its subsidiaries, partners, officers, employees, affiliates, or agents be held liable for any loss or damage caused by your reliance on information obtained. By visiting, using or viewing this site, you agree to the following [Full Disclaimer & Terms of Service](#). Video widget and dividend videos powered by Market News Video. Quote data delayed at least 20 minutes; data powered by Ticker Technologies, and Mergent. [Contact Dividend Channel](#); [Meet Our Editorial Staff](#).

