

## 10 Dividend Paying Metals Stocks

<http://www.metalschannel.com/>

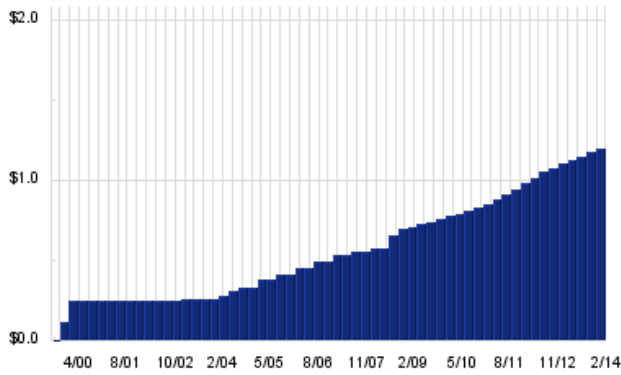
Metals Channel paired our coverage universe of metals stocks, with Dividend Channel's proprietary DividendRank formula, to bring you this list of 10 top ranked dividend paying metals stocks. The DividendRank formula considers a variety of data – dividend history & yield, book value, quarterly earnings – and compares it to the stock's trading data to come up with certain calculations about profitability and about the stock's valuation (whether we think it looks "cheap" or "expensive"). The result is this list of the top most "interesting" ideas that merit further research.



## ARLP — Key Stats

Name:	Alliance Resource Partners LP
Website:	<a href="http://www.arlp.com">www.arlp.com</a>
Sector:	Metals & Mining
Number of ETFs Holding ARLP:	4 (see which ones)
Total Market Value Held by ETFs:	\$21,271,332
Total Market Capitalization:	\$3,491,000,000
% of Market Cap. Held by ETFs:	0.61%

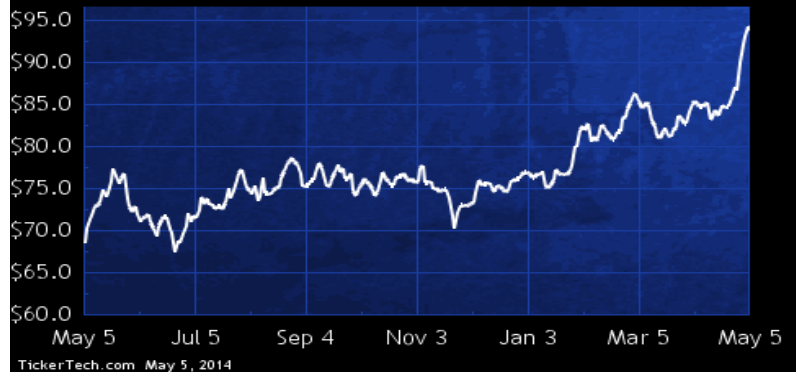
## ARLP Dividend History



TickerTech.com May 5, 2014

## ARLP — 5.2% Yield

### Alliance Resource Partners LP



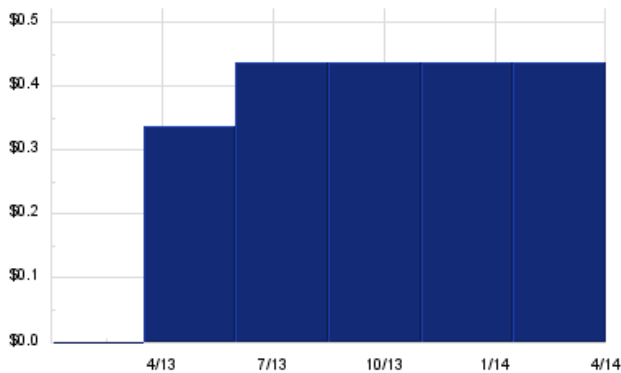
TickerTech.com May 5, 2014

Alliance Resource Partners is a producer and marketer of a range of steam coals with varying sulfur and heat contents primarily to U.S. utilities and industrial users. In addition, Co. develops and markets additional services, which include ash and scrubber sludge removal, coal yard maintenance and arranging alternate transportation services. As of Dec 31 2012, Co. operated 11 underground mining complexes in Illinois, Indiana, Kentucky, Maryland, and West Virginia. Also, at Dec 31 2012, Co. had approximately 919.5 million tons of coal reserves in Illinois, Indiana, Kentucky, Maryland, Pennsylvania and West Virginia.

## CLV — Key Stats

Name:	Cliffs Natural Resources, Inc.
Website:	<a href="http://www.cliffsnaturalresources.com">www.cliffsnaturalresources.com</a>
Sector:	Non-Precious Metals & Non-Metallic Mining
Number of ETFs Holding CLV:	1 (see which ones)
Total Market Value Held by ETFs:	\$34,556,307
Total Market Capitalization:	\$2,704,000,000
% of Market Cap. Held by ETFs:	1.28%

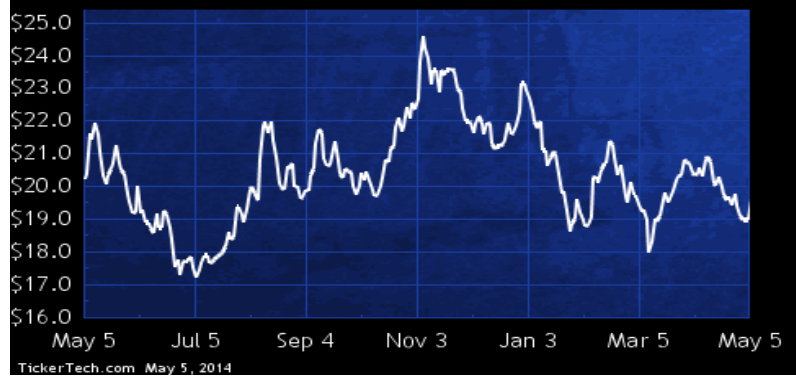
## CLV Dividend History



TickerTech.com May 5, 2014

## CLV — 8.9% Yield

### Cliffs Natural Resources, Inc.



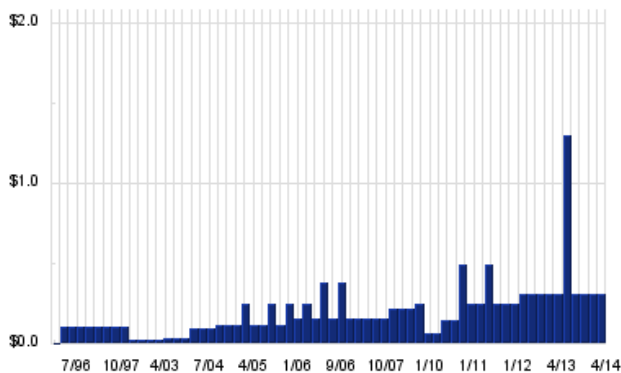
TickerTech.com May 5, 2014

Cliffs Natural Resources is an international mining and natural resources company, a iron ore producer and a producer of metallurgical coal. In the U. S., Co. operates five iron ore mines in Michigan and Minnesota, six metallurgical coal mines located in West Virginia and Alabama and one thermal coal mine located in West Virginia. Co. also operates two iron ore mines in Eastern Canada. As of Dec 31 2012, Co.'s Asia Pacific operations consist of its Koolyanobbing iron ore mining complex in Western Australia. Co.'s operations are: U.S. Iron Ore, Eastern Canadian Iron Ore, Asia Pacific Iron Ore, North American Coal, Latin American Iron Ore, Ferroalloys and its Global Exploration Group.

## FCX — Key Stats

Name:	Freeport-McMoRan Copper & Gold Inc.
Website:	<a href="http://www.fcx.com">www.fcx.com</a>
Sector:	<u>Non-Precious Metals &amp; Non-Metallic Mining</u>
Number of ETFs Holding FCX:	80 ( <a href="#">see which ones</a> )
Total Market Value Held by ETFs:	\$1,561,456,307
Total Market Capitalization:	\$35,483,000,000
% of Market Cap. Held by ETFs:	4.40%

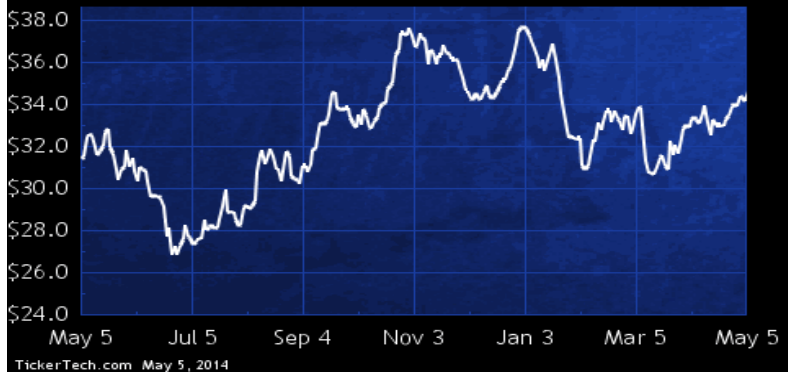
## FCX Dividend History



TickerTech.com May 5, 2014

## FCX — 3.6% Yield

### Freeport-McMoRan Copper & Gold Inc.

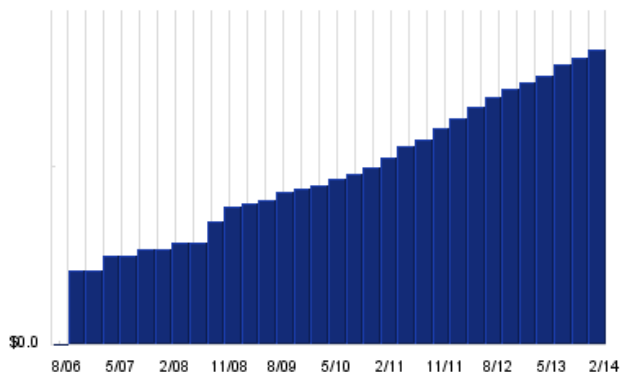


Freeport-McMoRan Copper & Gold is a mining company. Co.'s portfolio of assets includes the Grasberg minerals district in Indonesia, mining operations in North and South America, and the Tenke Fungurume minerals district in the Democratic Republic of Congo. Co.'s products include copper concentrate, cathode and continuous cast copper rod; gold products; molybdenum and molybdenum-based chemicals; as well as cobalt hydroxide, silver and other metals such as rhenium and magnetite. At Dec 31 2012, Co. had consolidated recoverable proven and probable reserves of 116.50 billion pounds of copper, 32.5 million ounces of gold, 3.42 billion pounds of molybdenum, and 321.4 million ounces of silver.

## AHGP — Key Stats

Name:	Alliance Holdings Group LP
Website:	<a href="http://www.ahgp.com">www.ahgp.com</a>
Sector:	<u>Metals &amp; Mining</u>
Number of ETFs Holding AHGP:	3 ( <a href="#">see which ones</a> )
Total Market Value Held by ETFs:	\$6,791,554
Total Market Capitalization:	\$3,942,000,000
% of Market Cap. Held by ETFs:	0.17%

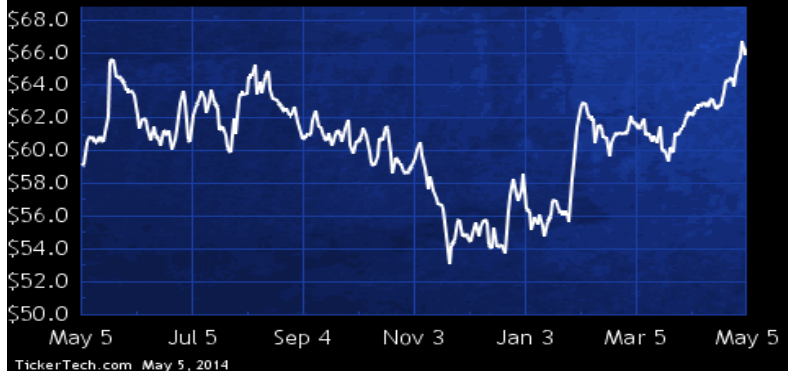
## AHGP Dividend History



TickerTech.com May 5, 2014

## AHGP — 5.1% Yield

### Alliance Holdings Group LP

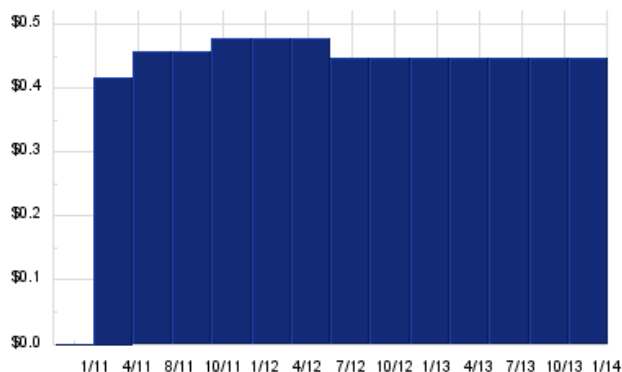


Alliance Holdings Group is a limited partnership. Co. owns 100.0% of the members' interest in Alliance Resource Management GP, LLC, the managing general partner of Alliance Resource Partners, L.P. (ARLP). Co., ARLP, and its subsidiaries (collectively, ARLP Partnership), produce and market coal primarily to U.S. utilities and industrial users. The ARLP Partnership's mining activities are conducted in three geographic regions: Illinois Basin, with mining operations located in western Kentucky, southern Illinois and southern Indiana; Central Appalachian, with mining operations located in eastern Kentucky; and Northern Appalachian, with mining operations located in Maryland and West Virginia.

## RNO — Key Stats

Name:	Rhino Resource Partners LP
Website:	<a href="http://www.rhinolp.com">www.rhinolp.com</a>
Sector:	Metals & Mining
Number of ETFs Holding RNO:	16 (see which ones)
Total Market Value Held by ETFs:	\$20,709,975
Total Market Capitalization:	\$215,000,000
% of Market Cap. Held by ETFs:	9.63%

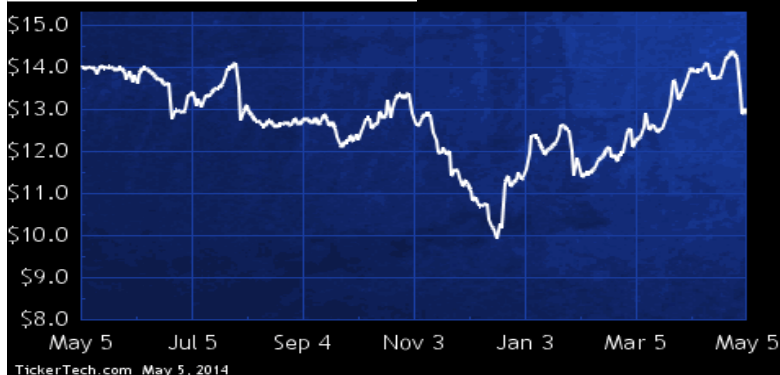
## RNO Dividend History



TickerTech.com May 5, 2014

## RNO — 13.8% Yield

### Rhino Resource Partners LP



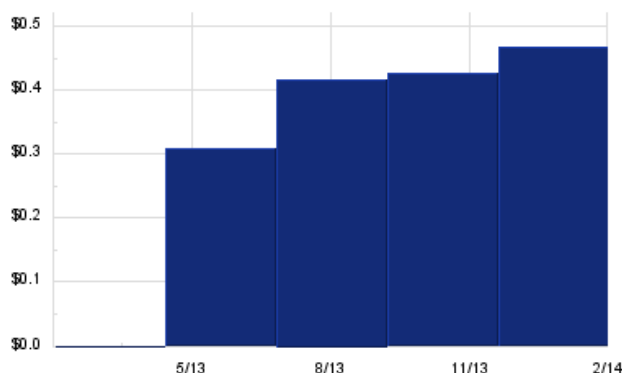
TickerTech.com May 5, 2014

Rhino Resource Partners is engaged in producing, processing and selling coal of various steam and metallurgical grades. Co. also manages and leases coal properties and collects royalties from such management and leasing activities. Co.'s coal reserves are located in Central Appalachia, Northern Appalachia, the Illinois Basin and the Western Bituminous region. Co. conducts its businesses through four reportable business segments, which are Central Appalachia, Northern Appalachia, Eastern Met and Rhino Western. Co. also provides its ancillary businesses such as limestone operations. As of Dec. 31 2012, Co. controlled an estimated 463.7 million tons of proven and probable coal reserves.

## SXCP — Key Stats

Name:	SunCoke Energy Partners LP
Website:	<a href="http://www.sxcpartners.com">www.sxcpartners.com</a>
Sector:	Metals Fabrication & Products
Number of ETFs Holding SXCP:	1 (see which ones)
Total Market Value Held by ETFs:	\$159,477
Total Market Capitalization:	\$462,000,000
% of Market Cap. Held by ETFs:	0.03%

## SXCP Dividend History



TickerTech.com May 5, 2014

## SXCP — 6.9% Yield

### SunCoke Energy Partners LP



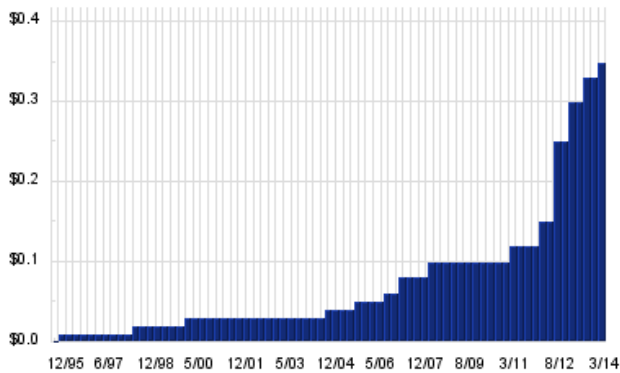
TickerTech.com May 5, 2014

SunCoke Energy Partners owns an interest in two cokemaking operations at its Haverhill Coke Company LLC facility in Franklin Furnace, OH and Middletown Coke Company, LLC facility in Middletown, OH. The Haverhill and Middletown facilities have a combined 300 cokemaking ovens with an aggregate capacity of approximately 1.7 million tons per year. Coke is a principal raw material in the blast furnace steelmaking process. Coke is generally produced by heating metallurgical coals in a refractory oven to approximately 2,000 degrees Fahrenheit, which releases certain volatile components from the coal, thus transforming the coal into coke.

## RS — Key Stats

Name:	Reliance Steel & Aluminum Co.
Website:	<a href="http://www.rsac.com">www.rsac.com</a>
Sector:	<u>Non-Precious Metals &amp; Non-Metallic Mining</u>
Number of ETFs Holding RS:	48 (see which ones)
Total Market Value Held by ETFs:	\$306,984,680
Total Market Capitalization:	\$5,523,000,000
% of Market Cap. Held by ETFs:	5.56%

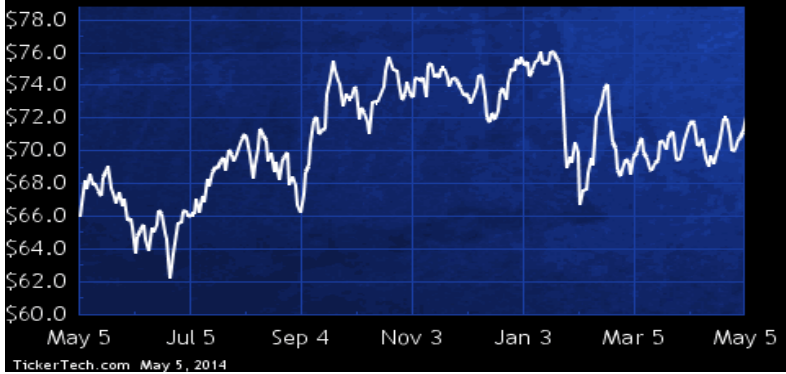
## RS Dividend History



TickerTech.com May 5, 2014

## RS — 1.9% Yield

### Reliance Steel & Aluminum Co.

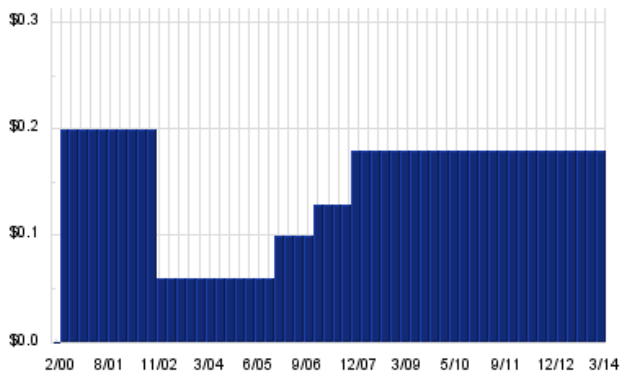


Reliance Steel & Aluminum is a metals service center company. Co.'s network of metals service centers operates in more than 240 locations in 38 states in the U.S., and in ten other countries (Australia, Belgium, Canada, China, Malaysia, Mexico, Singapore, South Korea, the United Arab Emirates and the U.K.). Through this network, Co. provides metals processing services and distributes metal products, including alloy, aluminum, brass, copper, carbon steel, stainless steel, titanium and steel products, to manufacturers and end-users in the general manufacturing, non-residential construction, transportation, aerospace, energy, electronics and semiconductor fabrication and related industries.

## ATI — Key Stats

Name:	Allegheny Technologies, Inc
Website:	<a href="http://www.atimetals.com">www.atimetals.com</a>
Sector:	<u>Non-Precious Metals &amp; Non-Metallic Mining</u>
Number of ETFs Holding ATI:	53 (see which ones)
Total Market Value Held by ETFs:	\$241,423,803
Total Market Capitalization:	\$4,414,000,000
% of Market Cap. Held by ETFs:	5.47%

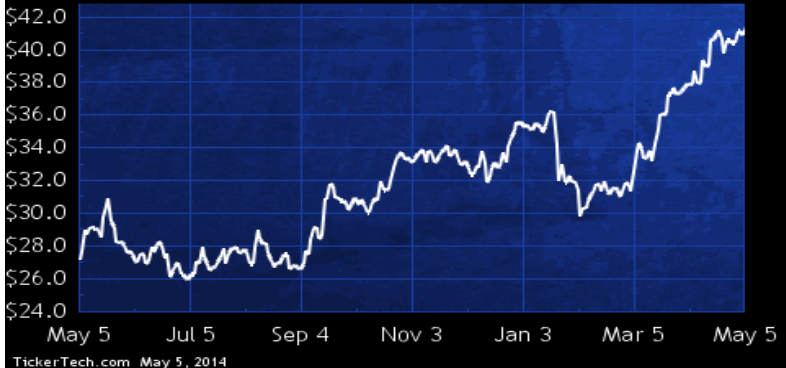
## ATI Dividend History



TickerTech.com May 5, 2014

## ATI — 1.7% Yield

### Allegheny Technologies, Inc

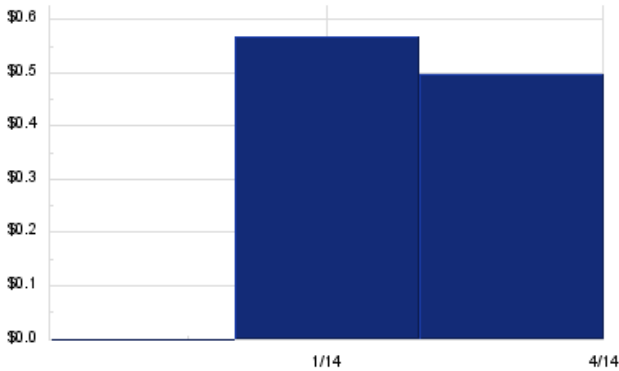


Allegheny Technologies is a metals producer. Co. operates in three business segments: High Performance Metals, which produces, converts and distributes a range of alloys primarily in long product forms such as ingot, billet, bar, shapes and rectangles, rod, wire, tube, and castings; Flat-Rolled Products, which produces, converts and distributes stainless steel and alloys in a range of product forms, including plate, sheet, engineered strip, and Precision Rolled Strip® products, as well as grain-oriented electrical steel sheet; and Engineered Products, which includes the production of tungsten powder, tungsten heavy alloys, tungsten carbide materials, and tungsten carbide cutting tools.

## OCIR — Key Stats

Name: [OCI Resources LP](#)  
 Website: [www.ociresources.com](http://www.ociresources.com)  
 Sector: [Metals & Mining](#)

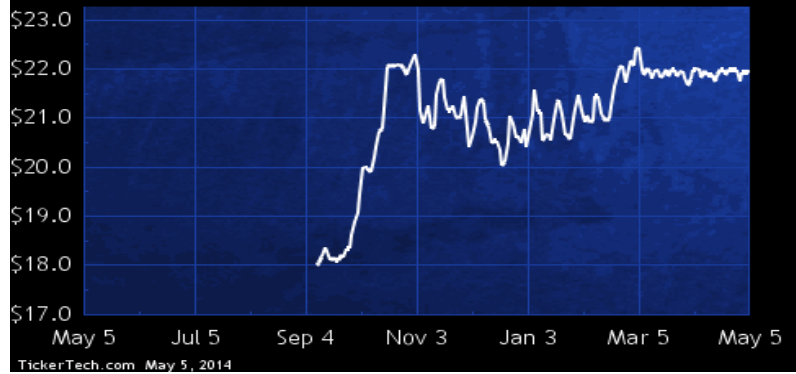
## OCIR Dividend History



TickerTech.com May 5, 2014

## OCIR — 9.1% Yield

### OCI Resources LP

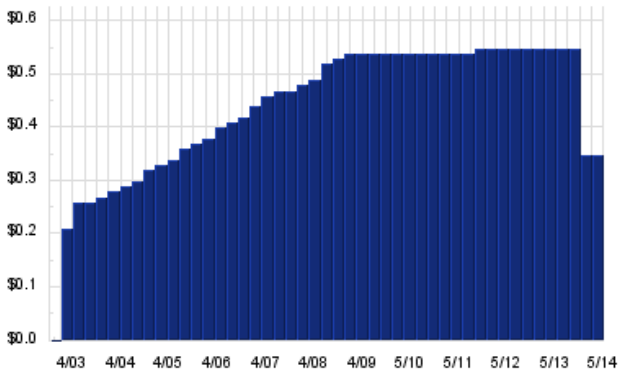


OCI Resources is a Delaware limited partnership formed to operate the trona ore mining and soda ash production business of OCI Wyoming. Co. owns a controlling 40.98% general partner interest and 10.02% limited partner interest in OCI Wyoming, which is a producer of soda ash, serving a global market from its facility in the Green River Basin of Wyoming. Trona, a naturally occurring soft mineral, is also known as sodium sesquicarbonate and consists primarily of sodium carbonate, or soda ash, sodium bicarbonate and water. Co. process trona ore into soda ash, which is a raw material in flat glass, container glass, detergents, chemicals, paper and other consumer and industrial products.

## NRP — Key Stats

Name: [Natural Resources Partners L.P.](#)  
 Website: [www.nrplp.com](http://www.nrplp.com)  
 Sector: [Metals & Mining](#)  
 Number of ETFs Holding NRP: 3 (see which ones)  
 Total Market Value Held by ETFs: \$6,960,430  
 Total Market Capitalization: \$1,724,000,000  
 % of Market Cap. Held by ETFs: 0.40%

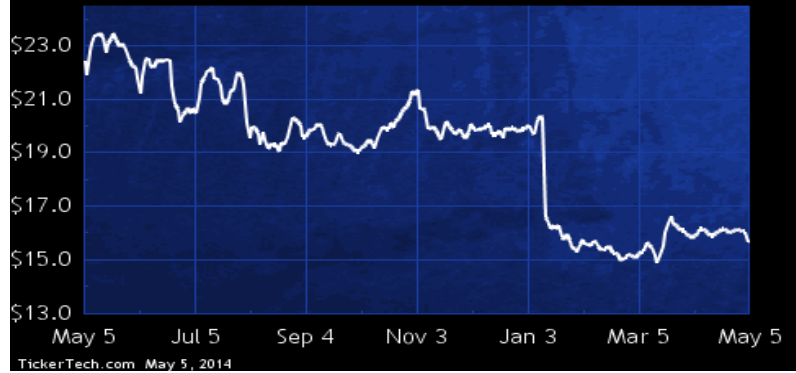
## NRP Dividend History



TickerTech.com May 5, 2014

## NRP — 8.9% Yield

### Natural Resources Partners L.P.



Natural Resource Partners is engaged in the business of owning, managing and leasing mineral properties in the U.S. Co. owns coal reserves in three U. S. coal-producing regions: Appalachia, the Illinois Basin and the Western U. S., as well as lignite reserves in the Gulf Coast region. As of Dec 31 2012, Co. owned or controlled approximately 2.37 billion tons of proven and probable coal reserves, and approximately 500.0 million tons of aggregate reserves in a number of states across the country. Co. does not operate any mines, but leases its reserves to mine operators under leases that grant the operators the right to mine and sell Co.'s coal reserves in exchange for royalty payments.

 **METALS Channel**

 **Dividend Channel**

Nothing in Dividend Channel is intended to be investment advice, nor does it represent the opinion of, counsel from, or recommendations by BNK Invest Inc. or any of its affiliates, subsidiaries or partners. None of the information contained herein constitutes a recommendation that any particular security, portfolio, transaction, or investment strategy is suitable for any specific person. All viewers agree that under no circumstances will BNK Invest, Inc., its subsidiaries, partners, officers, employees, affiliates, or agents be held liable for any loss or damage caused by your reliance on information obtained. By visiting, using or viewing this site, you agree to the following [Full Disclaimer & Terms of Service](#). Video widget and dividend videos powered by Market News Video. Quote data delayed at least 20 minutes; [data powered by Ticker Technologies](#), and Mergent. [Contact Dividend Channel!](#) [Meet Our Editorial Staff](#).