

## 10 Dividend Paying Metals Stocks

<http://www.metalschannel.com/>

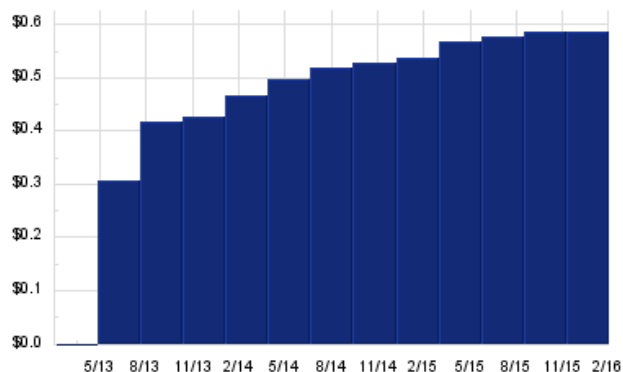
Metals Channel paired our coverage universe of metals stocks, with Dividend Channel's proprietary DividendRank formula, to bring you this list of 10 top ranked dividend paying metals stocks. The DividendRank formula considers a variety of data – dividend history & yield, book value, quarterly earnings – and compares it to the stock's trading data to come up with certain calculations about profitability and about the stock's valuation (whether we think it looks "cheap" or "expensive"). The result is this list of the top most "interesting" ideas that merit further research.



## SXCP — Key Stats

Name:	SunCoke Energy Partners LP
Stock buyback:	SXCP buyback
Website:	<a href="http://www.suncoke.com">www.suncoke.com</a>
Sector:	Metals Fabrication & Products

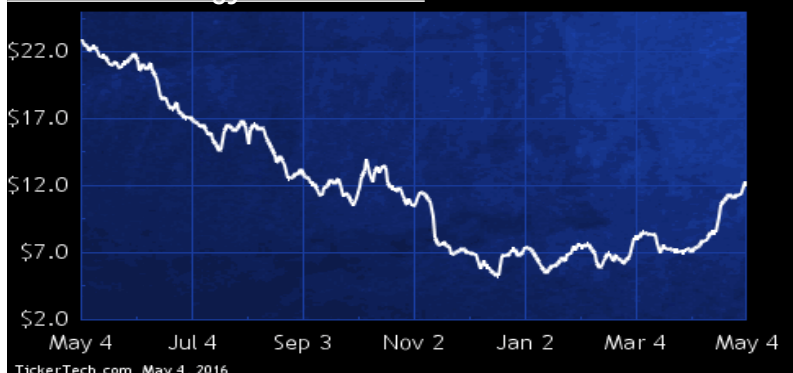
## SXCP Dividend History



TickerTech.com May 4, 2016

## SXCP — 19.9% Yield

### SunCoke Energy Partners LP

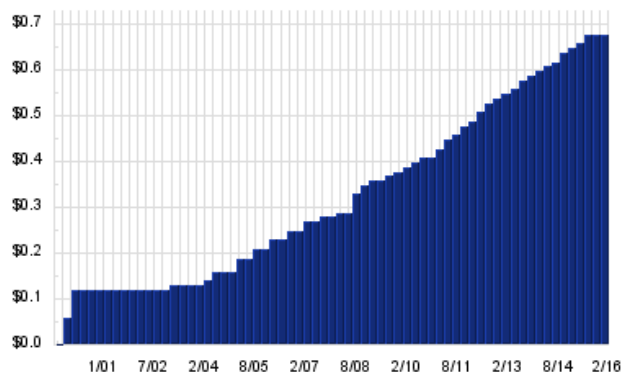


SunCoke Energy Partners manufactures coke used in the blast furnace production of steel. Co.'s cokemaking ovens utilizes heat recovery technology designed to combust the coal's volatile components liberated during the cokemaking process and use the resulting heat to create steam or electricity for sale. Co. has two segments: Domestic Coke, which consists of its Haverhill Coke Company LLC and Middletown Coke Company, LLC cokemaking and heat recovery operations located in Franklin Furnace, OH and Middletown, OH, respectively; and Coal Logistics, which consists of Co.'s coal handling and blending service operations in East Chicago, IN; Ceredo, WV; Belle, WV; and Catlettsburg, KY.

## ARLP — Key Stats

Name:	Alliance Resource Partners LP
Website:	<a href="http://www.arlp.com">www.arlp.com</a>
Sector:	Metals & Mining
Number of ETFs Holding ARLP:	7 (see which ones)
Total Market Value Held by ETFs:	\$14,346,799
Total Market Capitalization:	\$1,164,000,000
% of Market Cap. Held by ETFs:	1.23%

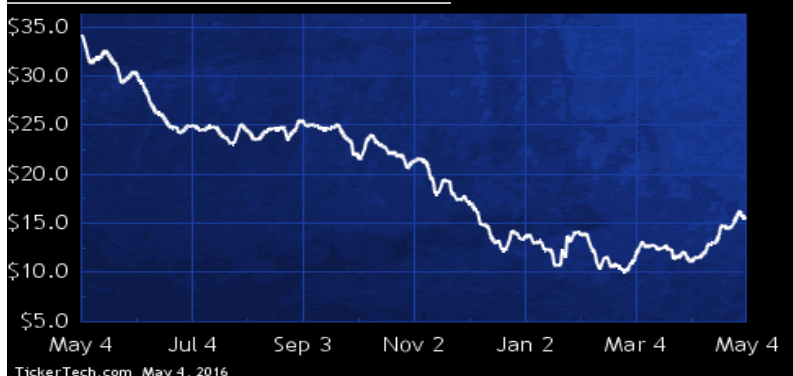
## ARLP Dividend History



TickerTech.com May 4, 2016

## ARLP — 11.3% Yield

### Alliance Resource Partners LP

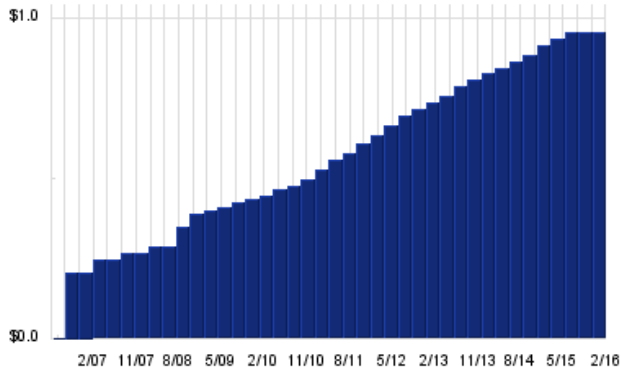


Alliance Resource Partners is a producer and marketer of coal primarily to main U.S. utilities and industrial users. In addition, Co. develops and markets additional services, which include ash and scrubber sludge removal, coal yard maintenance and arranging alternate transportation services. As of Dec 31 2014, Co. operated 10 underground mining complexes in Illinois, Indiana, Kentucky, Maryland and West Virginia. Co. also operates a coal loading terminal on the Ohio River at Mt. Vernon, IN. Also, at Dec 31 2014, Co. had approximately 1.50 billion tons of proven and probable coal reserves in Illinois, Indiana, Kentucky, Maryland, Pennsylvania and West Virginia.

## AHGP – Key Stats

Name:	Alliance Holdings Group LP
Website:	<a href="http://www.ahgp.com">www.ahgp.com</a>
Sector:	Metals & Mining
Number of ETFs Holding AHGP:	5 (see which ones)
Total Market Value Held by ETFs:	\$6,055,882
Total Market Capitalization:	\$1,054,000,000
% of Market Cap. Held by ETFs:	0.57%

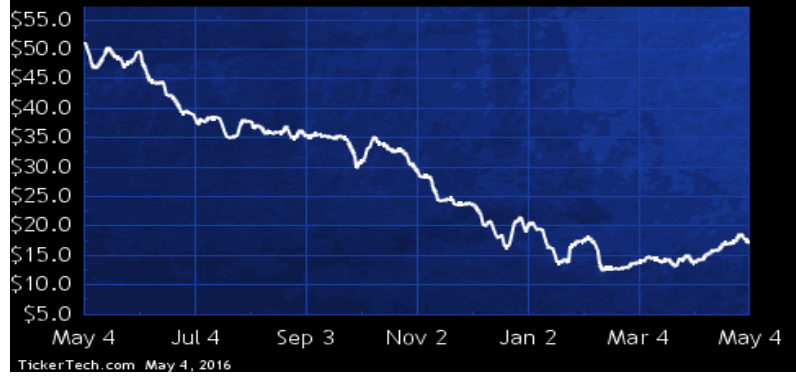
## AHGP Dividend History



TickerTech.com May 4, 2016

## AHGP – 12.8% Yield

### Alliance Holdings Group LP

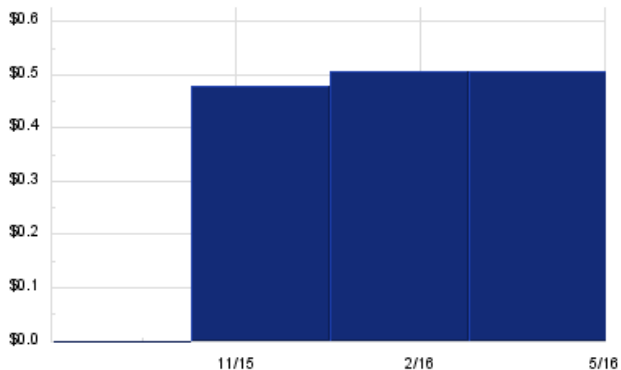


Alliance Holdings Group is a limited partnership. Co. owns 100% of the members' interest in Alliance Resource Management GP, LLC, the managing general partner of Alliance Resource Partners, L.P. (ARLP). Co., ARLP, and its subsidiaries (collectively, ARLP Partnership), produce and market coal primarily to U.S. utilities and industrial users. The ARLP Partnership's mining activities are conducted in two geographic regions: the Illinois Basin and Appalachian regions. At Dec 31 2014, Co., Alliance Resource Partners, L.P., and its subsidiaries, had approx. 1.5 billion tons of coal reserves.

## CNXC – Key Stats

Name:	CNX Coal Resources LP
Website:	<a href="http://www.cnxlp.com">www.cnxlp.com</a>
Sector:	Metals & Mining

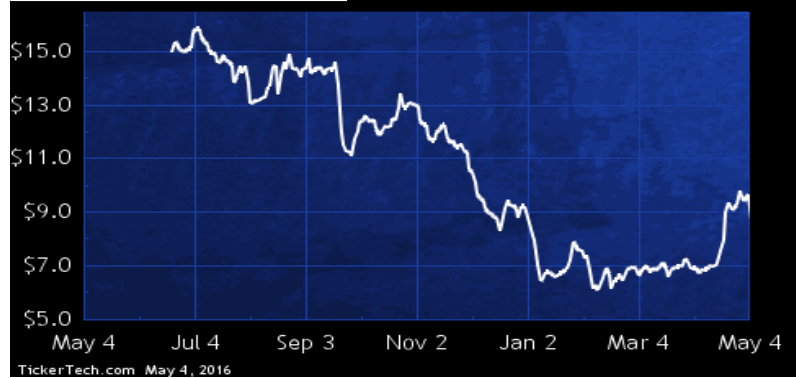
## CNXC Dividend History



TickerTech.com May 4, 2016

## CNXC – 23.6% Yield

### CNX Coal Resources LP

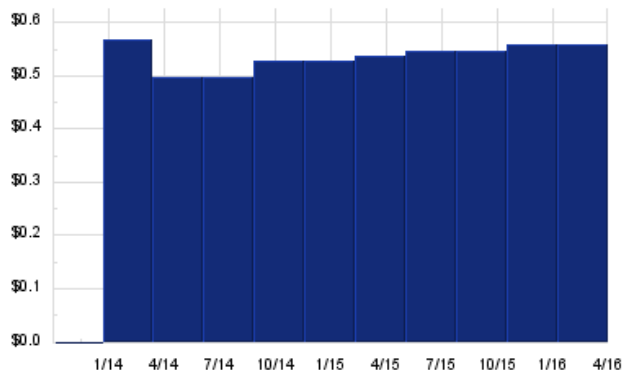


CNX Coal Resources manages and develops thermal coal operations. As of Dec 31 2015, Co.'s subsidiary, CNX Operating LLC, owns a 20.0% undivided interest in the Pennsylvania mining complex.

## CINR — Key Stats

Name:	Ciner Resources LP
Website:	<a href="http://www.ociresources.com">www.ociresources.com</a>
Sector:	Metals & Mining
Number of ETFs Holding CINR:	1 (see which ones)
Total Market Value Held by ETFs:	\$63,473
Total Market Capitalization:	\$289,000,000
% of Market Cap. Held by ETFs:	0.02%

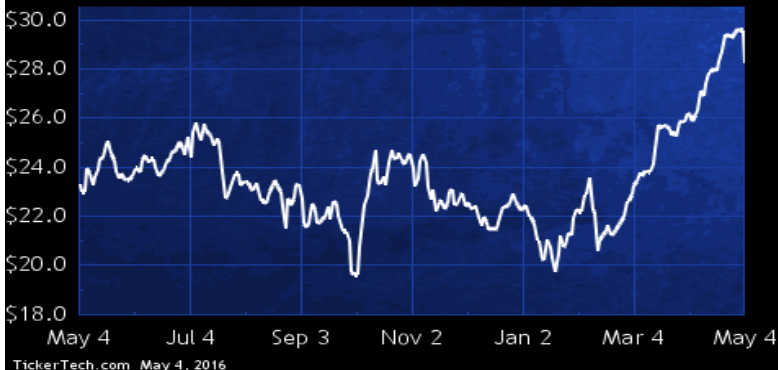
## CINR Dividend History



TickerTech.com May 4, 2016

## CINR — 8.0% Yield

### Ciner Resources LP

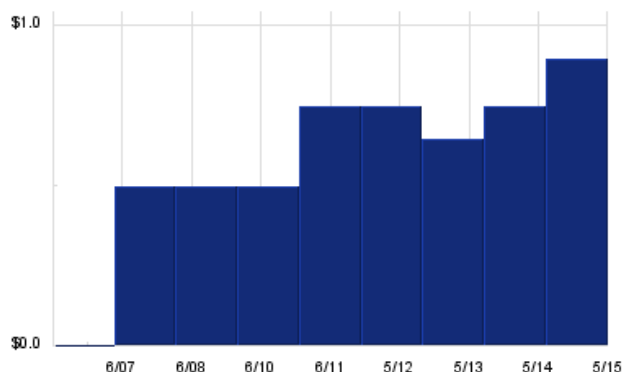


Ciner Resources operates the trona ore mining and soda ash production business of its subsidiary, OCI Wyoming, L.P. (OCI Wyoming). Co. owns a controlling 51.0% membership interest in OCI Wyoming. Trona, a soft mineral, is also known as sodium sesquicarbonate and consists primarily of sodium carbonate, or soda ash, sodium bicarbonate and water. Co. processes trona ore into soda ash, which is a raw material in flat glass, container glass, detergents, chemicals, paper and other consumer and industrial products. As of Dec 31 2014, Co. had estimated proven and probable reserves of approximately 271.5 million short tons of trona, which is equivalent to 148.0 million short tons of soda ash.

## TX — Key Stats

Name:	Ternium S A
Website:	<a href="http://www.ternium.com">www.ternium.com</a>
Sector:	Non-Precious Metals & Non-Metallic Mining
Number of ETFs Holding TX:	4 (see which ones)
Total Market Value Held by ETFs:	\$4,884,557
Total Market Capitalization:	\$40,448,000,000
% of Market Cap. Held by ETFs:	0.01%

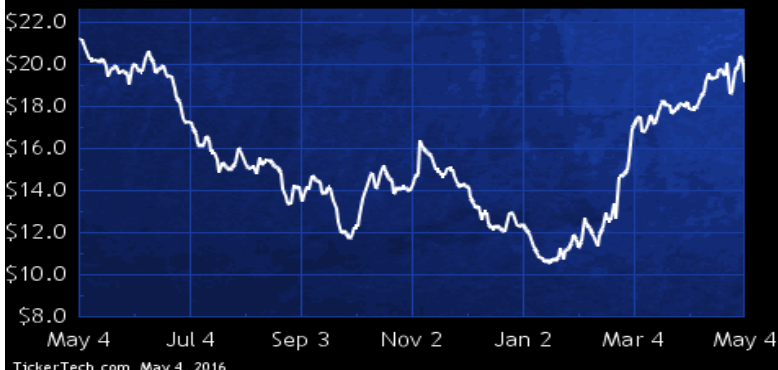
## TX Dividend History



TickerTech.com May 4, 2016

## TX — 4.7% Yield

### Ternium S A

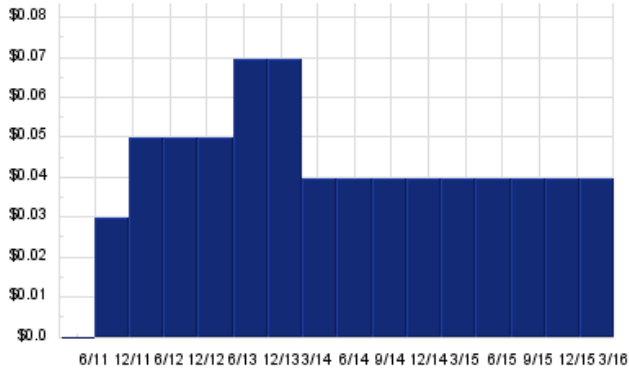


Ternium is a steel company. Co. manufactures and processes a broad spectrum of value-added steel products, including tinplate, galvanized and electro-galvanized sheets, pre-painted sheets, and hot rolled pickled and annealed and cold rolled steel, as well as slit and cut-to-length offerings through its service centers. Co. also produces long steel products such as bars and wire rod. Co.'s customers range from global companies to small enterprises operating in the construction, home appliances, capital goods, containers, food and automotive industries. Co. organizes its operations into two business segments which operate on a worldwide basis: Steel and Mining.

## NSU — Key Stats

Name:	Nevsun Resources Ltd.
Website:	<a href="http://www.nevsun.com">www.nevsun.com</a>
Sector:	Precious Metals
Number of ETFs Holding NSU:	3 (see which ones)
Total Market Value Held by ETFs:	\$1,213,035
Total Market Capitalization:	\$747,000,000
% of Market Cap. Held by ETFs:	0.16%

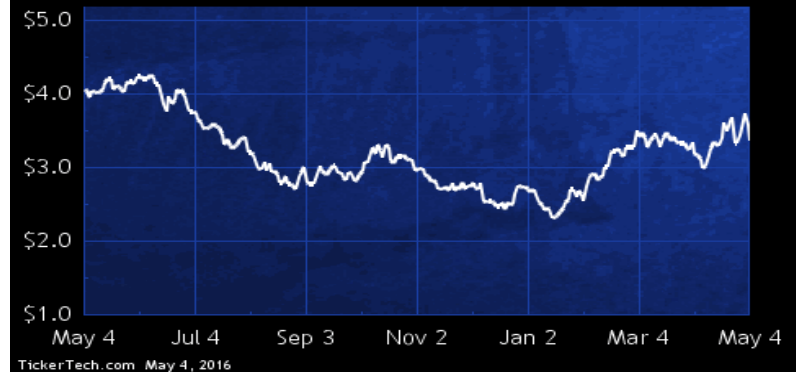
## NSU Dividend History



TickerTech.com May 4, 2016

## NSU — 4.8% Yield

### Nevsun Resources Ltd.

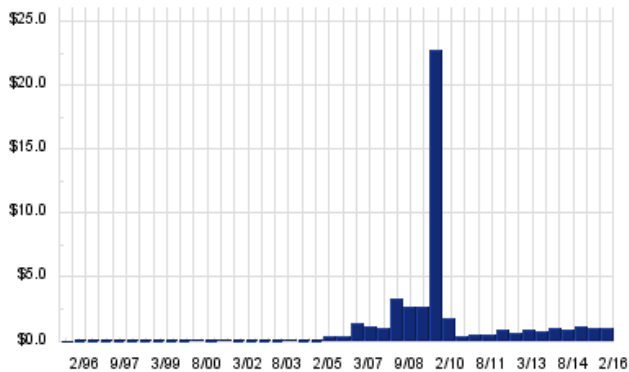


Nevsun Resources is engaged in the acquisition, exploration, development, extraction and production of gold and base metals mineral resources in Africa.

## RIO — Key Stats

Name:	Rio Tinto Plc
Website:	<a href="http://www.riotinto.com">www.riotinto.com</a>
Sector:	Metals & Mining
Number of ETFs Holding RIO:	7 (see which ones)
Total Market Value Held by ETFs:	\$50,568,754
Total Market Capitalization:	\$46,303,000,000
% of Market Cap. Held by ETFs:	0.11%

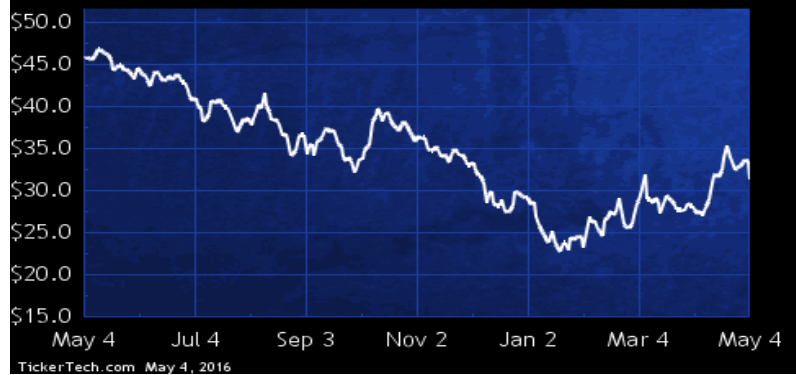
## RIO Dividend History



TickerTech.com May 4, 2016

## RIO — 6.8% Yield

### Rio Tinto Plc

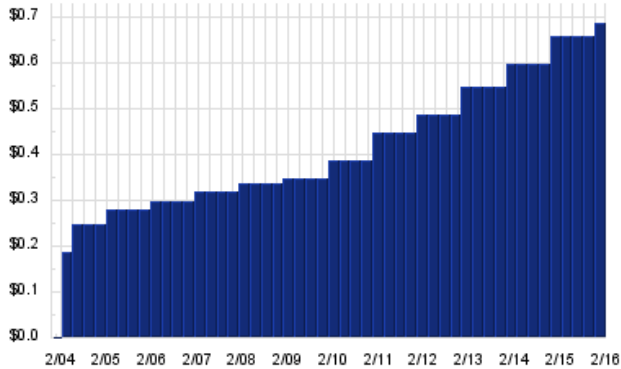


Rio Tinto is a mining group based in the United Kingdom. Co. is engaged in the business of finding, mining and processing mineral resources. Co.'s major products are iron ore, aluminium, copper, diamonds, coal, uranium, gold and industrial minerals (borax, titanium dioxide and salt). Co.'s activities span the world but are strongly represented in Australia and North America with significant businesses in South America, Asia, Europe and Africa. Co.'s operations comprise four principal product groups - Aluminium, Copper and Coal, Diamonds & Minerals and Iron Ore.

## CMP — Key Stats

Name:	Compass Minerals International Inc
Website:	<a href="http://www.compassminerals.com">www.compassminerals.com</a>
Sector:	Metals & Mining
Number of ETFs Holding CMP:	58 (see which ones)
Total Market Value Held by ETFs:	\$173,551,303
Total Market Capitalization:	\$2,532,000,000
% of Market Cap. Held by ETFs:	6.85%

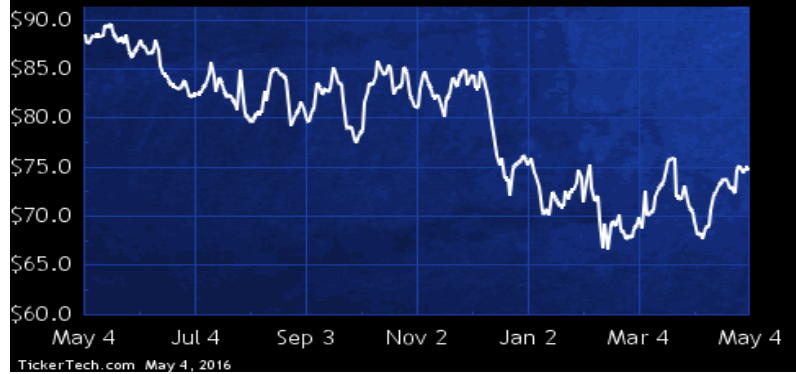
## CMP Dividend History



TickerTech.com May 4, 2016

## CMP — 3.7% Yield

### Compass Minerals International Inc

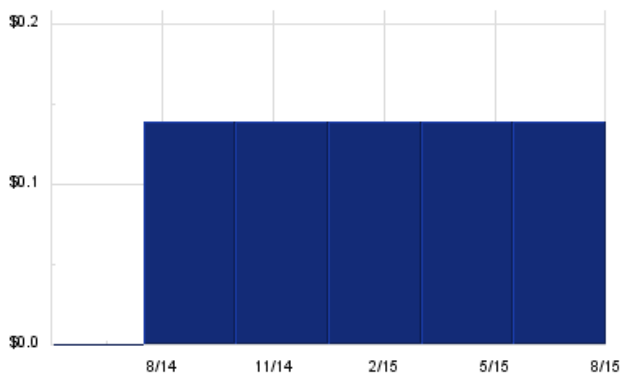


Compass Minerals International is a holding company. Through its subsidiaries, Co. produces and markets minerals, such as salt, sulfate of potash specialty fertilizer and magnesium chloride. Co. also sells a range of micronutrient products under its Wolf Trax® brand. In addition, Co. produces and markets consumer deicing and water conditioning products, ingredients used in consumer and commercial food preparation, and other mineral-based products for consumer, agricultural and industrial applications. In the U.K., Co. operates a records management business utilizing excavated areas of its Winsford salt mine with one other locations in London. Co. has two segments: salt, and plant nutrition.

## TMST — Key Stats

Name:	Timkensteel Corp
Sector:	Metals Fabrication & Products
Number of ETFs Holding TMST:	31 (see which ones)
Total Market Value Held by ETFs:	\$39,732,320
Total Market Capitalization:	\$563,000,000
% of Market Cap. Held by ETFs:	7.06%

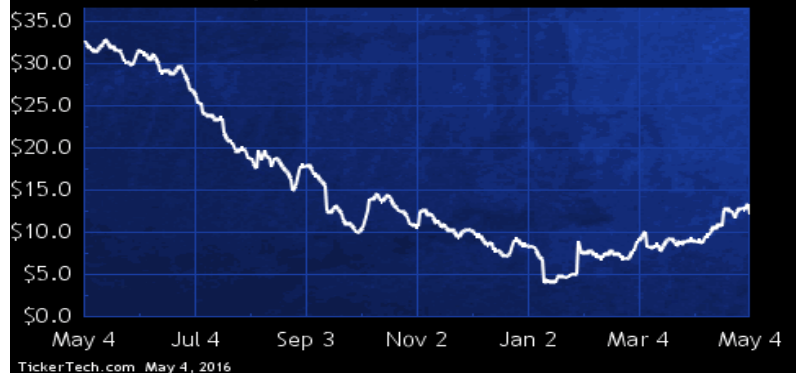
## TMST Dividend History



TickerTech.com May 4, 2016

## TMST — 4.6% Yield

### Timkensteel Corp



TimkenSteel manufactures alloy steel, as well as carbon and micro-alloy steel, with an annual melt capacity of approximately 2.0 million tons. Co.'s portfolio includes special bar quality bars, seamless mechanical tubing and precision steel components. In addition, Co. supplies machining and thermal treatment services and manages raw material recycling programs, which is done as a feeder system for its operations. Co. operates through two segments: Industrial & Mobile and Energy & Distribution.



Nothing in Dividend Channel is intended to be investment advice, nor does it represent the opinion of, counsel from, or recommendations by BNK Invest Inc. or any of its affiliates, subsidiaries or partners. None of the information contained herein constitutes a recommendation that any particular security, portfolio, transaction, or investment strategy is suitable for any specific person. All viewers agree that under no circumstances will BNK Invest, Inc., its subsidiaries, partners, officers, employees, affiliates, or agents be held liable for any loss or damage caused by your reliance on information obtained. By visiting, using or viewing this site, you agree to the following [Full Disclaimer & Terms of Service](#). Video widget and dividend videos powered by Market News Video. Quote data delayed at least 20 minutes; [data powered by Ticker Technologies](#), and Mergent. [Contact Dividend Channel](#); [Meet Our Editorial Staff](#).