

10 Dividend Paying Metals Stocks

<http://www.metalschannel.com/>

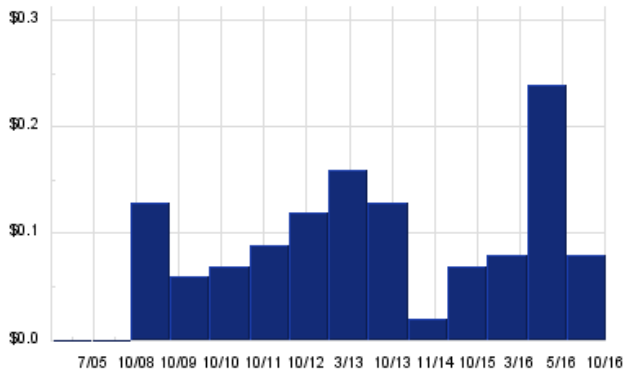
Metals Channel paired our coverage universe of metals stocks, with Dividend Channel's proprietary DividendRank formula, to bring you this list of 10 top ranked dividend paying metals stocks. The DividendRank formula considers a variety of data – dividend history & yield, book value, quarterly earnings – and compares it to the stock's trading data to come up with certain calculations about profitability and about the stock's valuation (whether we think it looks "cheap" or "expensive"). The result is this list of the top most "interesting" ideas that merit further research.



DRD — Key Stats

Name:	DRDGold Ltd
Website:	www.drdgold.com
Sector:	Precious Metals
Number of ETFs Holding DRD:	1 (see which ones)
Total Market Value Held by ETFs:	\$21,456,877
Total Market Capitalization:	\$70,000,000
% of Market Cap. Held by ETFs:	30.65%

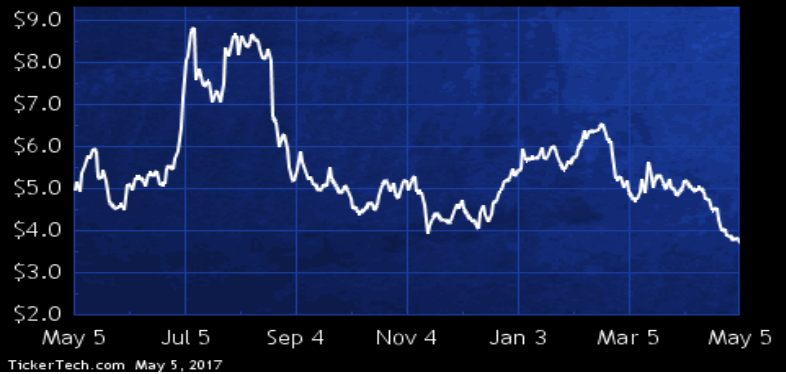
DRD Dividend History



TickerTech.com May 5, 2017

DRD — 8.9% Yield

DRDGold Ltd

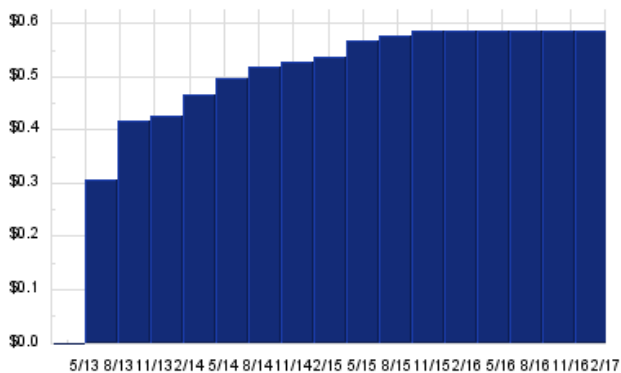


DRDGold is a gold mining company engaged in underground and surface gold mining including exploration, extraction, processing and smelting. Co.'s segments include: Blyvoor, which incorporates the Doornfontein mine, situated on the north-western edge of the Witwatersrand Basin; Crown, which is a surface retreatment operation and treats old slime and sand dumps to the south of Johannesburg's CBD; and Ergo, which consists of Phase 1, a surface retreatment operation which treats East Rand Proprietary Mines Limited's old slime dumps and Phase 2, which explores, evaluates and processes surface uranium- and sulfur bearing tailings on the East and Central Rand goldfields of South Africa.

SXCP — Key Stats

Name:	SunCoke Energy Partners LP
Stock buyback:	SXCP buyback
Website:	www.suncoke.com
Sector:	Metals Fabrication & Products
Number of ETFs Holding SXCP:	2 (see which ones)
Total Market Value Held by ETFs:	\$3,411,723
Total Market Capitalization:	\$772,000,000
% of Market Cap. Held by ETFs:	0.44%

SXCP Dividend History



TickerTech.com May 5, 2017

SXCP — 14.3% Yield

SunCoke Energy Partners LP

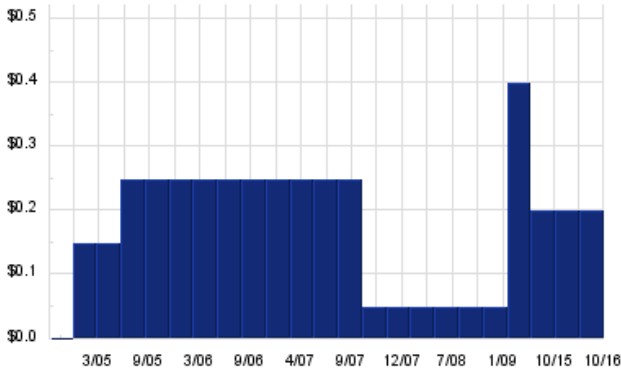


SunCoke Energy Partners primarily produces coke used in the blast furnace production of steel. Co. also provides coal handling and/or mixing services at its Coal Logistics terminals to steel, coke, electric utility and coal mining customers. Co. has two segments: Domestic Coke and Coal Logistics. Domestic Coke consists of its cokemaking and heat recovery operations located in Franklin Furnace, OH; Middletown, OH; and Granite City, IL. Coal Logistics consists of Co.'s coal handling and mixing service operations in East Chicago, IN; Ceredo, WV; Belle, WV; Catlettsburg, KY; and Convent, LA.

DDC — Key Stats

Name:	Dominion Diamond Corp
Stock buyback:	DDC buyback
Website:	www.ddcorp.ca
Sector:	Precious Metals
Number of ETFs Holding DDC:	2 (see which ones)
Total Market Value Held by ETFs:	\$1,766,776
Total Market Capitalization:	\$1,082,000,000
% of Market Cap. Held by ETFs:	0.16%

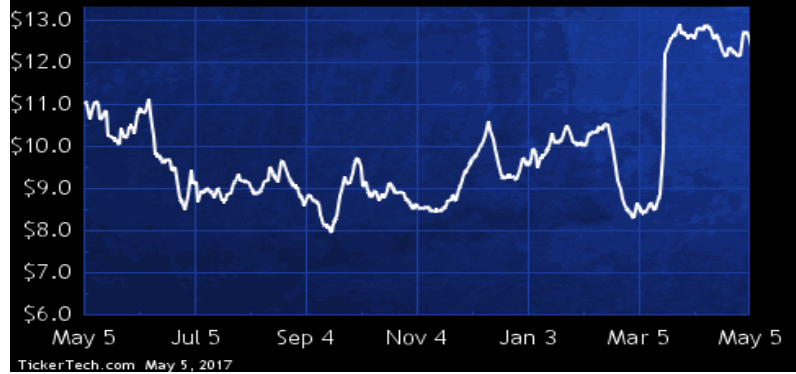
DDC Dividend History



TickerTech.com May 5, 2017

DDC — 3.2% Yield

Dominion Diamond Corp

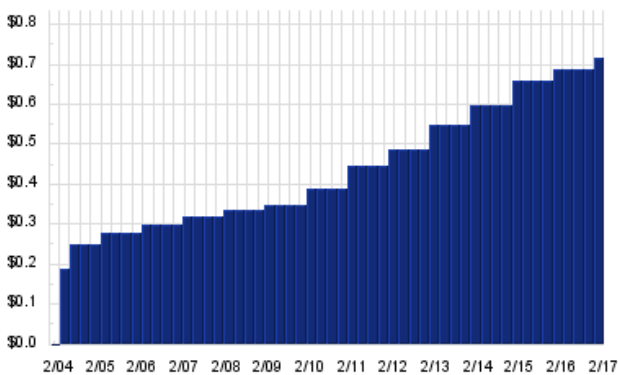


Dominion Diamond is a specialist diamond company focusing on the mining and retail segments of the diamond industry. The mining segment includes the production and sale of rough diamonds. The luxury brand segment includes the marketing of fine jewelry and watches at Harry Winston retail salons, which are located in prime markets around the world, including eight salons in the U.S.: New York, NY, Beverly Hills, CA, Bal Harbour, FL, Honolulu, HI, Las Vegas, NV, Dallas, TX, Chicago, IL and Costa Mesa, CA; five salons in Japan: Tokyo (3), Osaka and Nagoya; two salons in Europe: France and England; and four salons in Asia outside of Japan: China, Taiwan, Hong Kong and Singapore.

CMP — Key Stats

Name:	Compass Minerals International Inc
Website:	www.compassminerals.com
Sector:	Metals & Mining
Number of ETFs Holding CMP:	73 (see which ones)
Total Market Value Held by ETFs:	\$287,842,466
Total Market Capitalization:	\$2,126,000,000
% of Market Cap. Held by ETFs:	13.54%

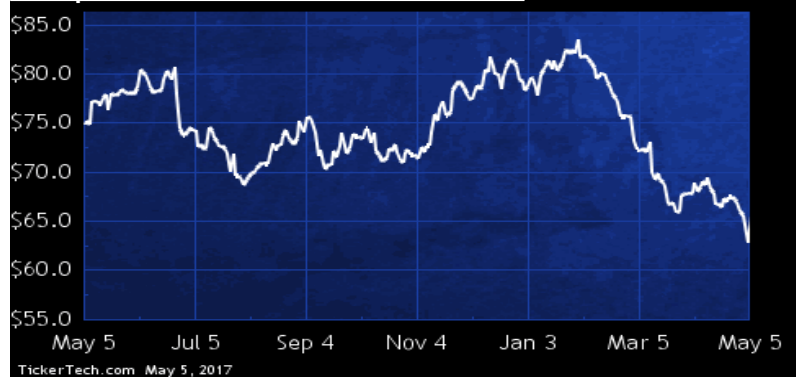
CMP Dividend History



TickerTech.com May 5, 2017

CMP — 4.4% Yield

Compass Minerals International Inc

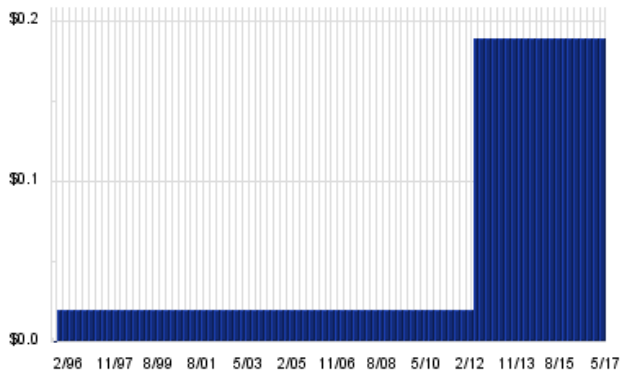


Compass Minerals International is a holding company, which provides minerals including salt for winter roadway safety and other consumer, industrial and agricultural uses; plant nutrition minerals for crops and chemicals for water treatment and other industrial processes. Co.'s salt business provides highway deicing salt to customers in North America and the U.K. as well as consumer deicing and water conditioning products, ingredients used in consumer and commercial food preparation, and other salt-based products for consumer, agricultural and industrial applications in North America. Co.'s plant nutrition North America business produces and markets specialty plant nutrition products.

SCHN — Key Stats

Name:	Schnitzer Steel Industries Inc
Website:	www.schnitzersteel.com
Sector:	Non-Precious Metals & Non-Metallic Mining
Number of ETFs Holding SCHN:	29 (see which ones)
Total Market Value Held by ETFs:	\$44,044,968
Total Market Capitalization:	\$497,000,000
% of Market Cap. Held by ETFs:	8.86%

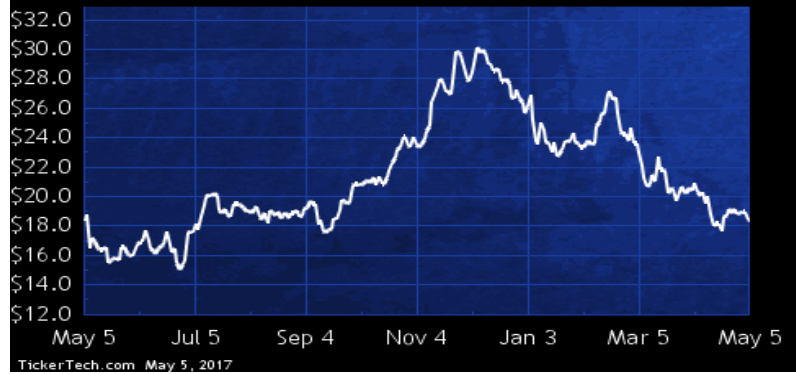
SCHN Dividend History



TickerTech.com May 5, 2017

SCHN — 4.1% Yield

Schnitzer Steel Industries Inc

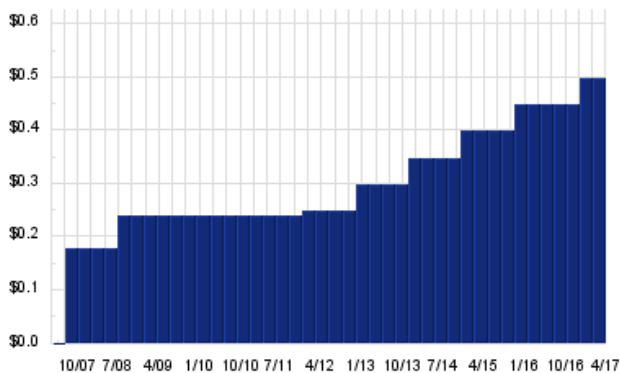


Schnitzer Steel Industries is engaged as a recycler of ferrous and nonferrous scrap metal, including end-of-life vehicles, and a manufacturer of finished steel products. Co. operates in two segments: the Auto and Metals Recycling (AMR) business, which collects and recycles autobody, rail cars, home appliances, industrial machinery, manufacturing scrap and construction and demolition scrap from bridges, buildings and other infrastructure; and the Steel Manufacturing Business, which produces finished steel products such as rebar, wire rod, coiled rebar, merchant bar and other specialty products primarily used in nonresidential and infrastructure construction in North America.

KALU — Key Stats

Name:	Kaiser Aluminum Corp.
Stock buyback:	KALU buyback
Website:	www.kaiseraluminum.com
Sector:	Non-Precious Metals & Non-Metallic Mining
Number of ETFs Holding KALU:	46 (see which ones)
Total Market Value Held by ETFs:	\$187,971,302
Total Market Capitalization:	\$1,404,000,000
% of Market Cap. Held by ETFs:	13.39%

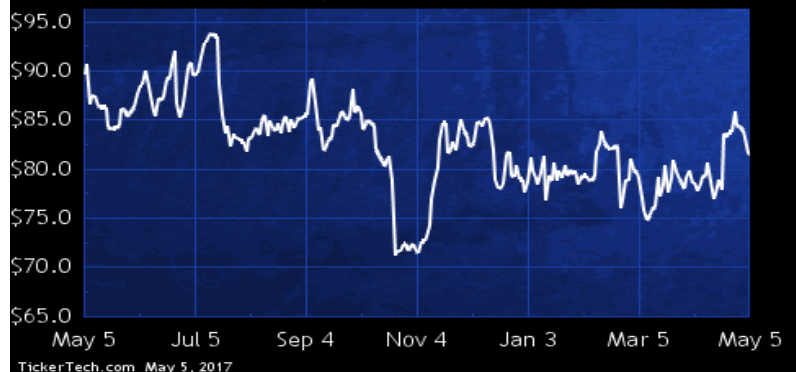
KALU Dividend History



TickerTech.com May 5, 2017

KALU — 2.5% Yield

Kaiser Aluminum Corp.

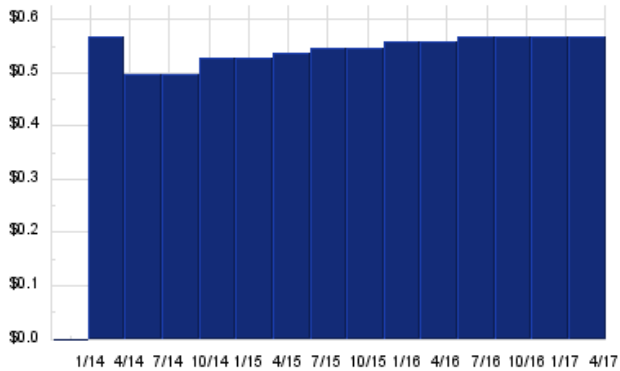


Kaiser Aluminum manufactures and sells semi-fabricated specialty aluminum mill products. Co.'s segments include Fabricated Products, which focuses on producing rolled, extruded and drawn aluminum products used principally for aerospace and defense which include heat treat plate and sheet, hard alloy extruded shapes, cold finish rod and bar; automotive, which consist of extruded aluminum products; general engineering products, which consists primarily of 6000-series alloy plate, sheet, rod, bar, tube, wire and standard extruded shapes; and Other products, which consist of extruded, drawn and cast billet aluminum products.

CINR — Key Stats

Name: Ciner Resources LP
 Website: www.ociresources.com
 Sector: Metals & Mining

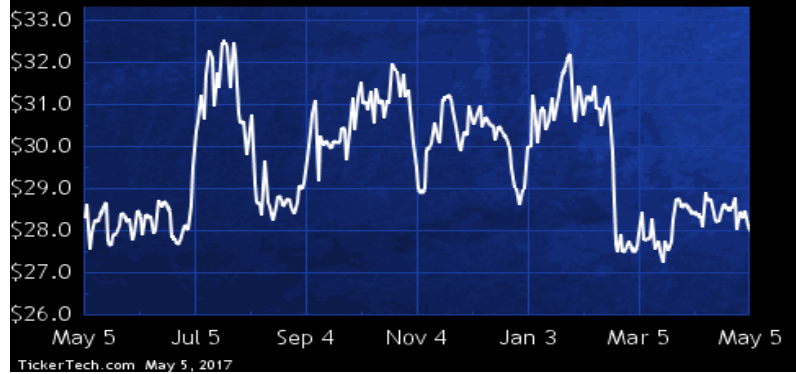
CINR Dividend History



TickerTech.com May 5, 2017

CINR — 8.1% Yield

Ciner Resources LP

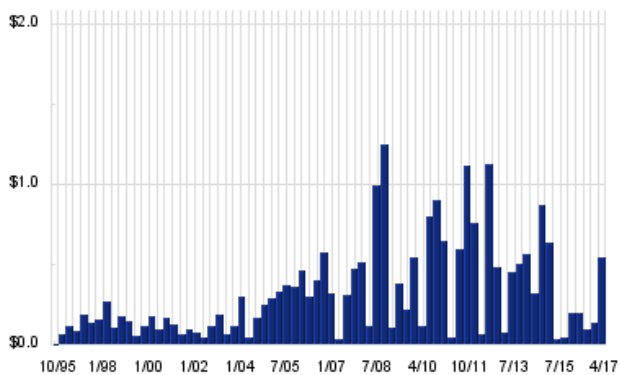


Ciner Resources, as of Dec 31 2015, owned 51% membership interest in Ciner Wyoming LLC (Ciner Wyoming). Ciner Wyoming is a producer of soda ash, serving a global market from its facility in the Green River Basin of Wyoming. Trona, a soft mineral, is also known as sodium sesquicarbonate and consists mainly of sodium carbonate, or soda ash, sodium bicarbonate and water. Co. processes trona ore into soda ash, which is a raw material in flat glass, container glass, detergents, chemicals, paper and other consumer and industrial products. At Dec 31 2015, Co. had estimated proven and probable reserves of about 267.5 million short tons, which is equivalent to 145.8 million short tons of soda ash.

MSB — Key Stats

Name: Mesabi Trust
 Website: www.mesabi-trust.com
 Sector: Non-Precious Metals & Non-Metallic Mining

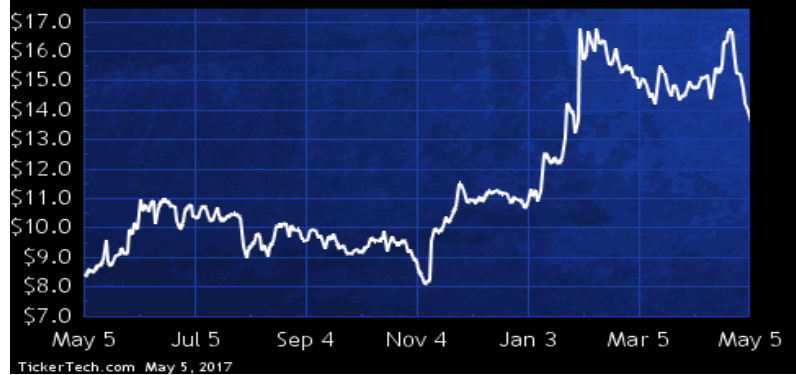
MSB Dividend History



TickerTech.com May 5, 2017

MSB — 16.2% Yield

Mesabi Trust

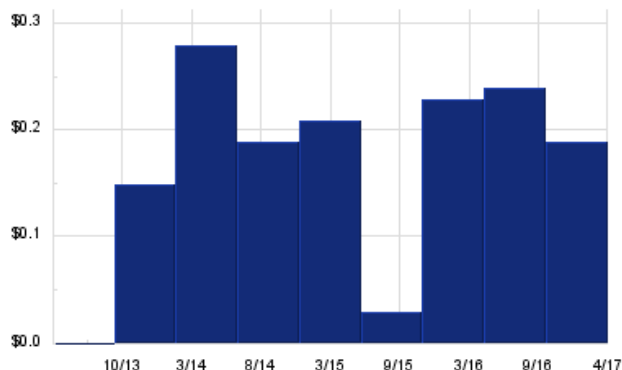


Mesabi Trust is a royalty trust that holds all of the interests formerly owned by Mesabi Iron Company. Co.'s principal assets consist of two different interests in certain properties in the Mesabi Iron Range: Co.'s interest as assignor in the Amended Assignment of Peters Lease and the Amended Assignment of Cloquet Lease, which together cover properties in St. Louis County, MN (the Peters Lease Lands and the Cloquet Lease Lands, respectively); and its ownership of the entire beneficial interest in the Mesabi Land Trust, which has a 20% interest as fee owner in the Peters Lease Lands and a 100% fee ownership in certain non-mineral-bearing lands adjacent to the Peters and Cloquet Lease Lands.

SBGL — Key Stats

Name:	Sibanye Gold Ltd
Website:	www.sibanyegold.co.za
Sector:	Metals & Mining
Number of ETFs Holding SBGL:	5 (see which ones)
Total Market Value Held by ETFs:	\$143,821,855
Total Market Capitalization:	\$5,710,000,000
% of Market Cap. Held by ETFs:	2.52%

SBGL Dividend History



TickerTech.com May 5, 2017

SBGL — 5.0% Yield

Sibanye Gold Ltd

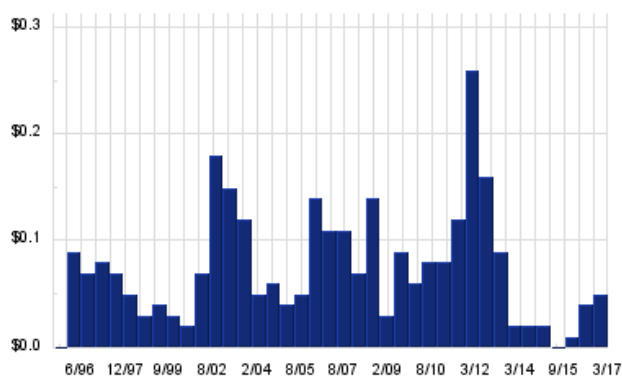


Sibanye Gold is a gold mining group based in South Africa. Co.'s operations consist of deep-level underground gold mines located along the northern and western margins of the Witwatersrand Basin in South Africa. These properties include the KDC operation and the Beatrix operation. Co. is engaged in mining only gold, with silver as a by-product. Co.'s mining process is divided into two principal activities: developing access to the ore body; and extracting the ore body once accessed. Co.'s exploration activities are focused on the extension of existing ore bodies and identification of new ore bodies at existing sites.

GFI — Key Stats

Name:	Gold Fields Ltd.
Website:	www.goldfields.co.za
Sector:	Precious Metals
Number of ETFs Holding GFI:	9 (see which ones)
Total Market Value Held by ETFs:	\$187,138,163
Total Market Capitalization:	\$1,758,000,000
% of Market Cap. Held by ETFs:	10.64%

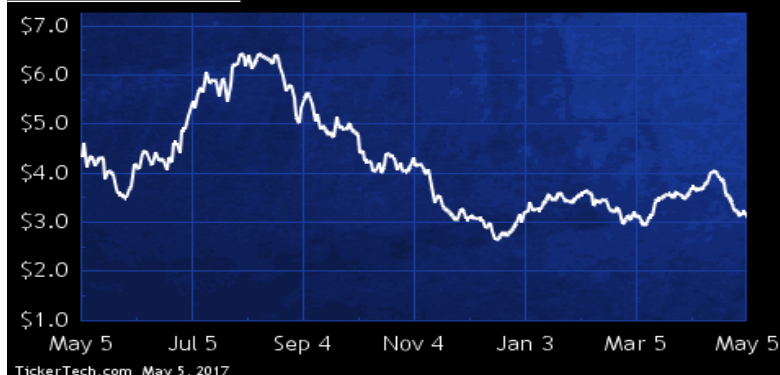
GFI Dividend History



TickerTech.com May 5, 2017

GFI — 2.9% Yield

Gold Fields Ltd.



Gold Fields is engaged in underground and surface gold and copper mining and related activities, including exploration, development, extraction, processing and smelting. Co. is a producer of gold and a major holder of gold reserves in South Africa, Ghana, Australia and Peru. Co. also produces copper in Peru. In addition, Co. also has an interest in a platinum group metal (and associated by-product metals) exploration project in Finland. Co. maintains attributable proven and probable gold and copper reserves of approx. 48.0 million ounces of gold and 454 million pounds of copper.



Nothing in Dividend Channel is intended to be investment advice, nor does it represent the opinion of, counsel from, or recommendations by BNK Invest Inc. or any of its affiliates, subsidiaries or partners. None of the information contained herein constitutes a recommendation that any particular security, portfolio, transaction, or investment strategy is suitable for any specific person. All viewers agree that under no circumstances will BNK Invest, Inc., its subsidiaries, partners, officers, employees, affiliates, or agents be held liable for any loss or damage caused by your reliance on information obtained. By visiting, using or viewing this site, you agree to the following [Full Disclaimer & Terms of Service](#). Video widget and dividend videos powered by Market News Video. Quote data delayed at least 20 minutes; [data powered by Ticker Technologies](#), and Mergent. [Contact Dividend Channel](#); [Meet Our Editorial Staff](#).