

10 Dividend Paying Metals Stocks

<http://www.metalschannel.com/>

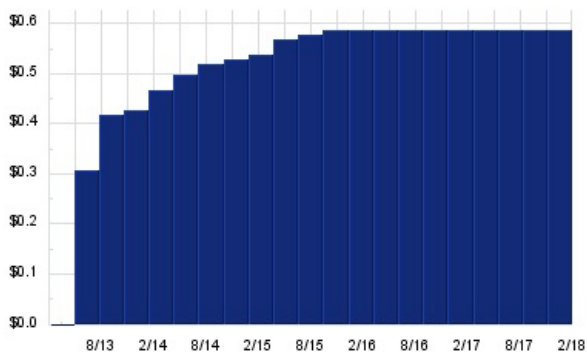
Metals Channel paired our coverage universe of metals stocks, with Dividend Channel's proprietary DividendRank formula, to bring you this list of 10 top ranked dividend paying metals stocks. The DividendRank formula considers a variety of data – dividend history & yield, book value, quarterly earnings – and compares it to the stock's trading data to come up with certain calculations about profitability and about the stock's valuation (whether we think it looks "cheap" or "expensive"). The result is this list of the top most "interesting" ideas that merit further research.



SXCP — KEY STATS

Name:	SunCoke Energy Partners LP
Stock buyback:	SXCP buyback
Website:	www.suncoke.com
Sector:	Metals Fabrication & Products
Number of ETFs Holding SXCP:	4 (see which ones)
Total Market Value Held by ETFs:	\$8,400,781
Total Market Capitalization:	\$733,000,000
% of Market Cap. Held by ETFs:	1.15%

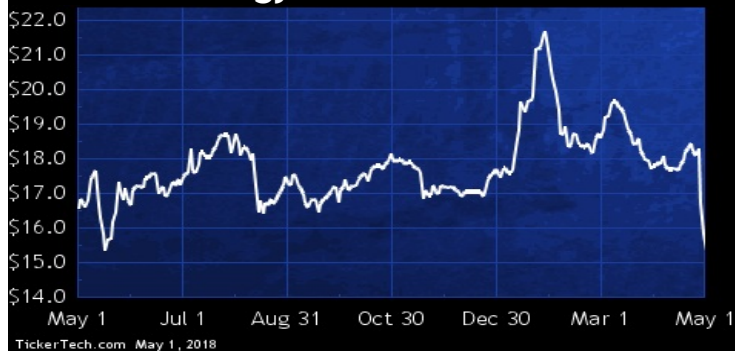
SXCP DIVIDEND HISTORY



TickerTech.com May 1, 2018

SXCP — 10.4% YIELD

SunCoke Energy Partners LP

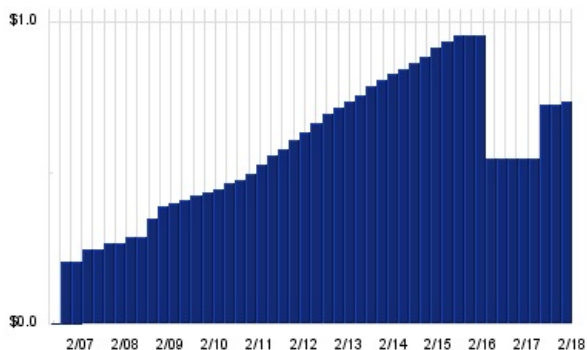


SunCoke Energy Partners primarily produces coke used in the blast furnace production of steel. Co. also provides coal handling and/or mixing services at its Coal Logistics terminals to steel, coke (including some of its domestic cokemaking facilities), electric utility and coal mining customers. Co. has two segments: Domestic Coke and Coal Logistics. Domestic Coke segment consists of Co.'s cokemaking and heat recovery operations located in Franklin Furnace, OH; Middletown, OH; and Granite City, IL. Coal Logistics segment consists of Co.'s coal handling and/or mixing service operations in Convent, LA; Ceredo and Belle, WV; and East Chicago, IN.

AHGP — KEY STATS

Name:	Alliance Holdings GP LP
Website:	www.ahgp.com
Sector:	Metals & Mining
Number of ETFs Holding AHGP:	4 (see which ones)
Total Market Value Held by ETFs:	\$19,974,590.24
Total Market Capitalization:	\$1,382,000,000
% of Market Cap. Held by ETFs:	1.45%

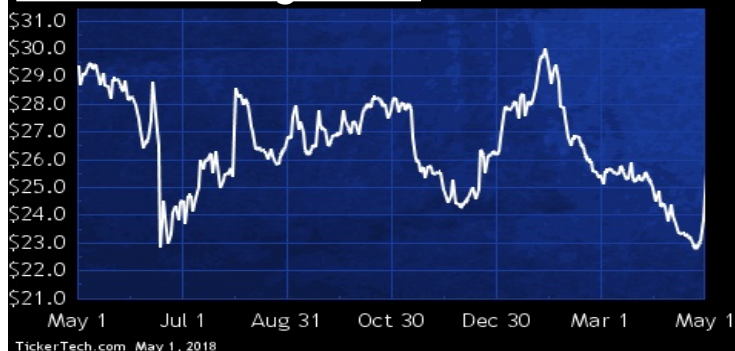
AHGP DIVIDEND HISTORY



TickerTech.com May 1, 2018

AHGP — 11.7% YIELD

Alliance Holdings GP LP

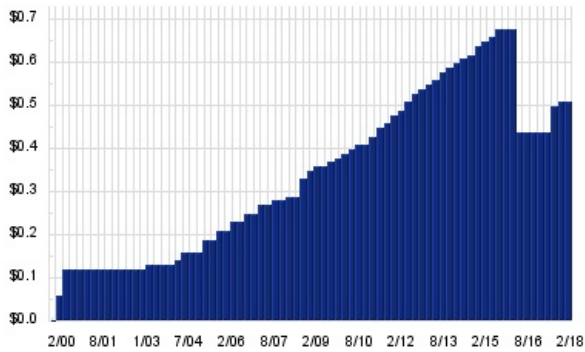


Alliance Holdings Group is a limited partnership. Co. owns, directly and indirectly, 100.0% of the members' interest in Alliance Resource Management GP, LLC, the managing general partner of Alliance Resource Partners, L.P. (ARLP). ARLP and its subsidiaries (collectively referred to as the ARLP Partnership) produce and market coal primarily to U.S. utilities and industrial users. The ARLP Partnership's mining activities are conducted in two geographic regions referred to in the coal industry as the Illinois Basin and Appalachian regions. At Dec 31 2016, the ARLP Partnership had about 1.76 billion tons of coal reserves in Illinois, Indiana, Kentucky, Maryland, Pennsylvania and West Virginia.

ARLP — KEY STATS

Name:	Alliance Resource Partners LP
Website:	www.arlp.com
Sector:	Metals & Mining
Number of ETFs Holding ARLP:	7 (see which ones)
Total Market Value Held by ETFs:	\$24,101,137.47
Total Market Capitalization:	\$2,062,000,000
% of Market Cap. Held by ETFs:	1.17%

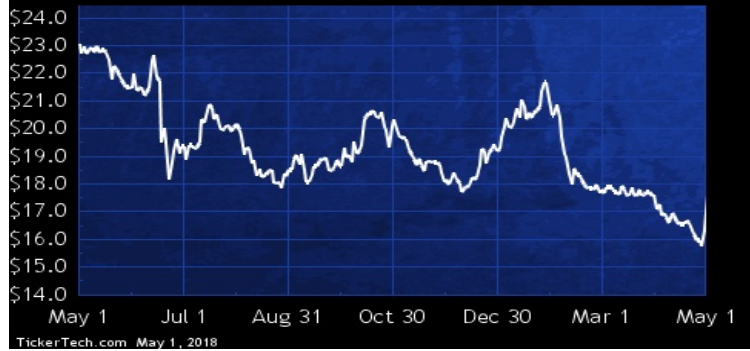
ARLP DIVIDEND HISTORY



TickerTech.com May 1, 2018

ARLP — 11.7% YIELD

Alliance Resource Partners LP

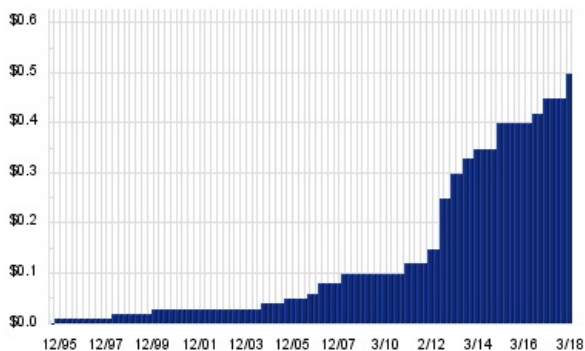


Alliance Resource Partners is a producer and marketer of coal to U.S. utilities and industrial users. Co. produces a range of steam coal with varying sulfur and heat contents. As of Dec 31 2016, Co. operated eight underground mining complexes in Illinois, Indiana, Kentucky, Maryland and West Virginia. Co. also operates a coal loading terminal on the Ohio River at Mt. Vernon, IN. Co.'s mining activities are conducted in two geographic regions referred to in the coal industry as the Illinois Basin and Appalachian regions. Also, at Dec 31 2016, Co. had approximately 1.76 billion tons of proven and probable coal reserves in Illinois, Indiana, Kentucky, Maryland, Pennsylvania and West Virginia.

RS — KEY STATS

Name:	Reliance Steel & Aluminum Co.
Website:	www.rsac.com
Sector:	Non-Precious Metals & Non-Metallic Mining
Number of ETFs Holding RS:	70 (see which ones)
Total Market Value Held by ETFs:	\$839,618,998
Total Market Capitalization:	\$6,775,000,000
% of Market Cap. Held by ETFs:	12.39%

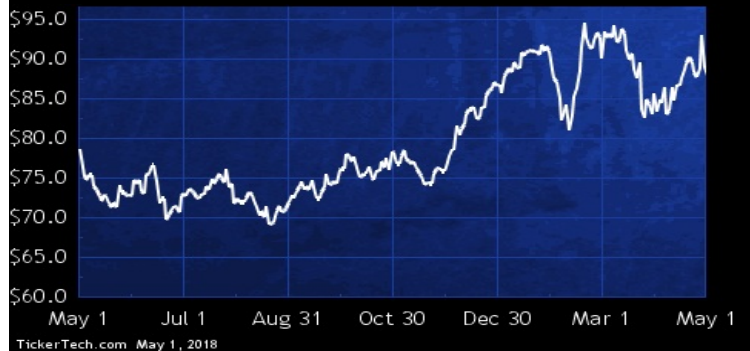
RS DIVIDEND HISTORY



TickerTech.com May 1, 2018

RS — 2.3% YIELD

Reliance Steel & Aluminum Co.

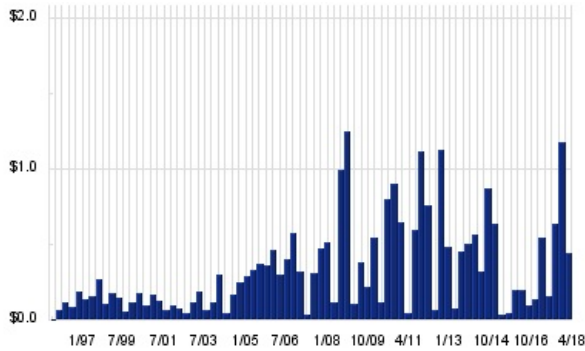


Reliance Steel & Aluminum is a metals service center company. Co. provides metals processing services and distributes a line of metal products, including alloy, aluminum, brass, copper, carbon steel, stainless steel, titanium and specialty steel products to customers in a range of industries, including general manufacturing, non-residential construction, transportation, aerospace and defense, energy, electronics and semiconductor fabrication, and heavy industry. Co. also services the auto industry, primarily through its toll processing operations. As of Dec 31 2017, Co.'s network of metals service centers operated more than 300 locations in 44 states in the U.S. and in 13 other countries.

MSB — KEY STATS

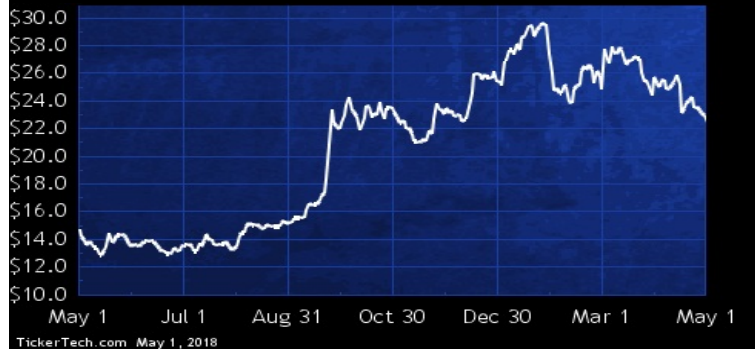
Name:	Mesabi Trust
Website:	www.mesabi-trust.com
Sector:	<u>Non-Precious Metals & Non-Metallic Mining</u>
Number of ETFs Holding MSB:	2 (<u>see which ones</u>)
Total Market Value Held by ETFs:	\$18,694
Total Market Capitalization:	\$304,000,000
% of Market Cap. Held by ETFs:	0.01%

MSB DIVIDEND HISTORY



MSB — 8.0% YIELD

Mesabi Trust

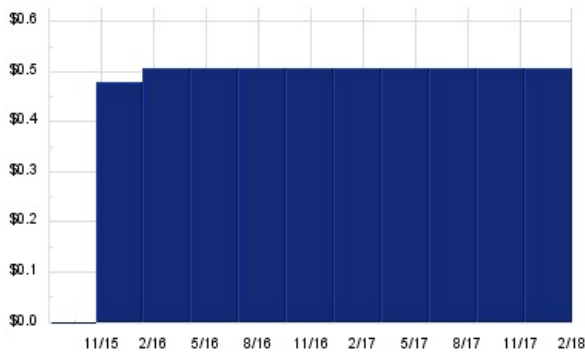


Mesabi Trust is a royalty trust that holds all of the interests formerly owned by Mesabi Iron Company. Co.'s principal assets consist of two different interests in certain properties in the Mesabi Iron Range: Co.'s interest as assignor in the Amended Assignment of Peters Lease and the Amended Assignment of Cloquet Lease, which together cover properties (the Peters Lease Lands and the Cloquet Lease Lands, respectively); and Co.'s ownership of the entire beneficial interest in the Mesabi Land Trust, which has a 20% interest as fee owner in the Peters Lease Lands and a 100% fee ownership in certain non-mineral-bearing lands adjacent to the Peters and Cloquet Lease Lands.

CCR — KEY STATS

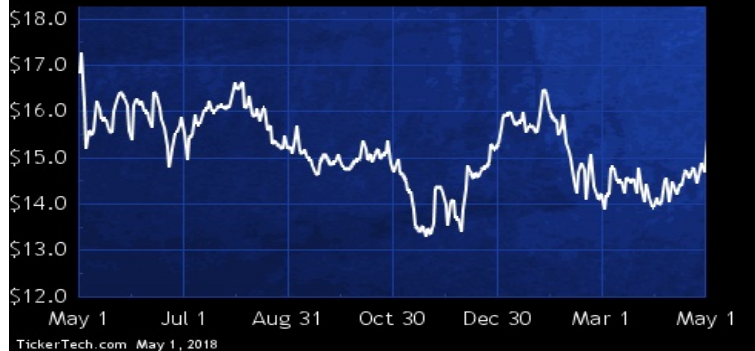
Name:	CONSOL Coal Resources LP
Website:	www.ccrfp.com
Sector:	<u>Metals & Mining</u>

CCR DIVIDEND HISTORY



CCR — 13.3% YIELD

CONSOL Coal Resources LP

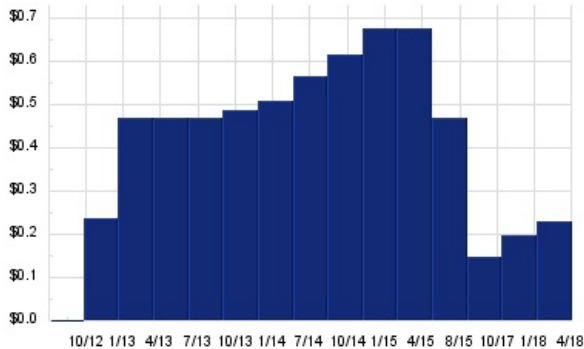


CONSOL Coal Resources manages and develops thermal coal operations in Pennsylvania. At Dec 31 2016, Co.'s assets included a 25% undivided interest in, and operational control over, Co.'s sponsor, CONSOL Energy Inc.'s Pennsylvania Mining Complex, which consisted of three underground mines and related infrastructure that produced high-British thermal units bituminous thermal coal that is sold primarily to electric utilities in the eastern U.S., Co.'s primary market. Co. is a producer of high-Btu thermal coal in the Northern Appalachian Basin and the eastern U.S. The Pennsylvania Mining Complex includes the Bailey Mine, the Enlow Fork Mine and the Harvey Mine.

HCLP — KEY STATS

Name:	Hi-Crush Partners LP
Website:	www.hicrushpartners.com
Sector:	Metals & Mining
Number of ETFs Holding HCLP:	2 (see which ones)
Total Market Value Held by ETFs:	\$3,712,900
Total Market Capitalization:	\$1,087,000,000
% of Market Cap. Held by ETFs:	0.34%

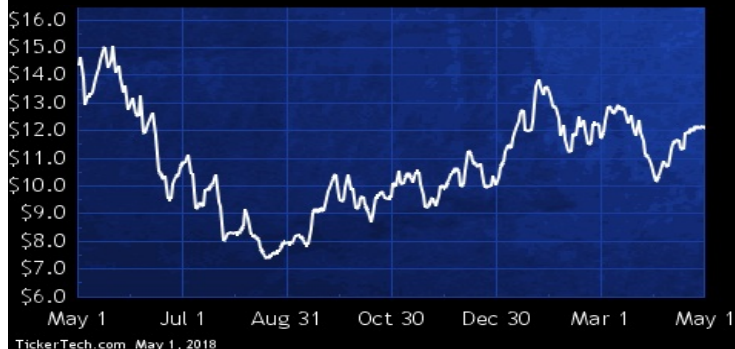
HCLP DIVIDEND HISTORY



TickerTech.com May 1, 2018

HCLP — 7.4% YIELD

Hi-Crush Partners LP

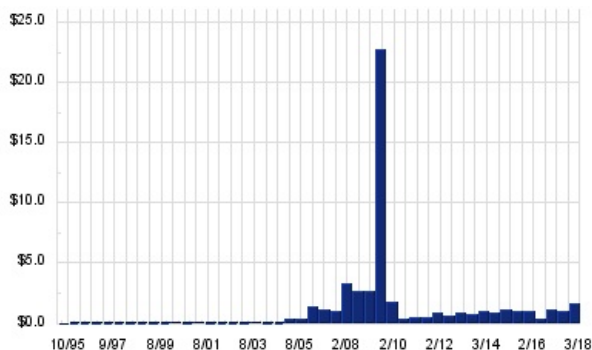


Hi-Crush Partners produces, transports, markets and distributes monocrySTALLINE sand, which is used as a proppant to enhance the recovery rates of hydrocarbons from oil and gas wells. Co.'s reserves, which are located in Wisconsin, consist of Northern White sand. Co. owns and operates a network of terminals and distribution system throughout North America, including its PropStream™ integrated logistics solution, which delivers proppant into the blender at the well site. Co.'s subsidiary owns and operates a portfolio of sand facilities with on-site wet and dry plant assets, including direct access to major U.S. railroads for distribution to in-basin terminals.

RIO — KEY STATS

Name:	Rio Tinto Plc
Website:	www.riotinto.com
Sector:	Metals & Mining
Number of ETFs Holding RIO:	7 (see which ones)
Total Market Value Held by ETFs:	\$27,384,824
Total Market Capitalization:	\$76,594,000,000
% of Market Cap. Held by ETFs:	0.04%

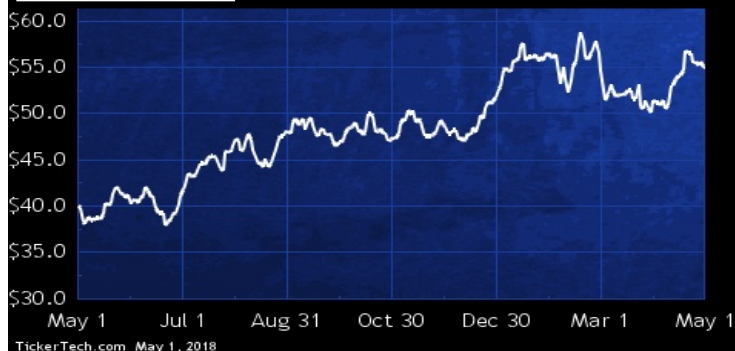
RIO DIVIDEND HISTORY



TickerTech.com May 1, 2018

RIO — 6.6% YIELD

Rio Tinto Plc

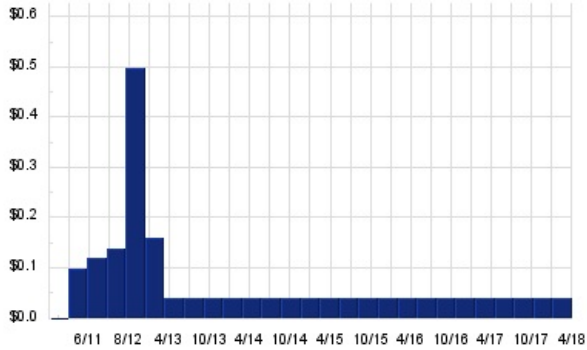


Rio Tinto is engaged in finding, mining and processing mineral resources. Co. has four product groups: iron ore, which supplies the global seaborne iron ore trade; aluminium, which includes bauxite mines, alumina refineries, and aluminium smelters; Copper and Diamonds, which has managed operations in Australia, Canada, Mongolia and the U.S., and non-managed operations in Chile and Indonesia, with by-product including gold, silver, molybdenum and others such as sulphuric acid, rhenium, and lead carbonate; and Energy and Minerals, which comprises mining, refining and marketing operations across borates, coal, iron ore concentrate and pellets, salt, titanium dioxide and uranium sectors.

HNRG — KEY STATS

Name:	Hallador Energy Co
Website:	www.halladorenergy.com
Sector:	Metals & Mining
Number of ETFs Holding HNRG:	11 (see which ones)
Total Market Value Held by ETFs:	\$4,655,680
Total Market Capitalization:	\$198,000,000
% of Market Cap. Held by ETFs:	2.35%

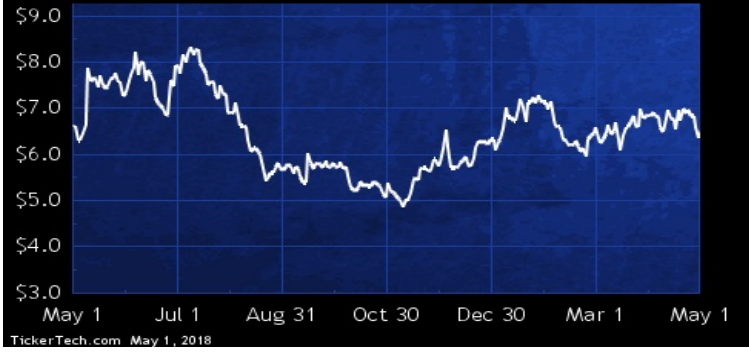
HNRG DIVIDEND HISTORY



TickerTech.com May 1, 2018

HNRG — 2.5% YIELD

Hallador Energy Co

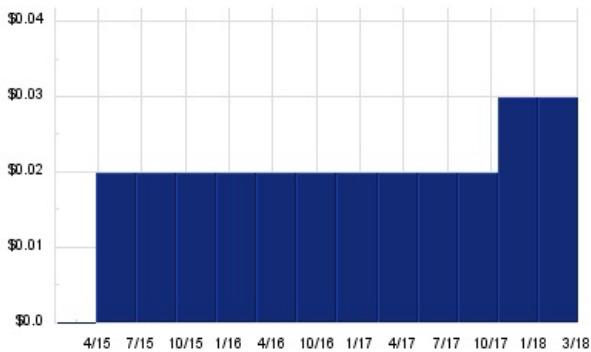


Hallador Energy is engaged in the production of steam coal from mines located in western Indiana. In addition, Co. owns a 30.6% equity interest in Savoy Energy, L.P., a private oil and gas company that has operations in Michigan and a 50% interest in Sunrise Energy, LLC, a private entity engaged in natural gas operations in the same vicinity as the Carlisle mine.

ATUSF — KEY STATS

Name:	Altius Minerals Corp
Website:	www.altiusminerals.com
Sector:	Non-Precious Metals & Non-Metallic Mining

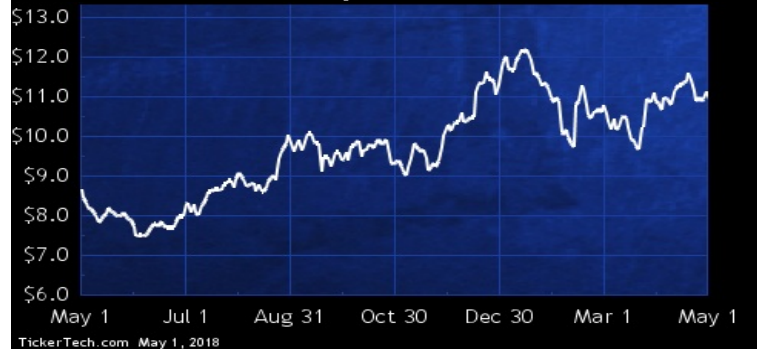
ATUSF DIVIDEND HISTORY



TickerTech.com May 1, 2018

ATUSF — 1.1% YIELD

Altius Minerals Corp



Altius Minerals is engaged in the generation and acquisition of mineral properties, royalties, and investments. Co. prefers to generate alliances or corporate structures related to the mineral exploration and natural resource opportunities it generates, which results in Co. carrying minority and non-operating project or equity interests and/or royalty interests.

 **METALS Channel**

 **Dividend Channel**

Nothing in Dividend Channel is intended to be investment advice, nor does it represent the opinion of, counsel from, or recommendations by BNK Invest Inc. or any of its affiliates, subsidiaries or partners. None of the information contained herein constitutes a recommendation that any particular security, portfolio, transaction, or investment strategy is suitable for any specific person. All viewers agree that under no circumstances will BNK Invest, Inc., its subsidiaries, partners, officers, employees, affiliates, or agents be held liable for any loss or damage caused by your reliance on information obtained. By visiting, using or viewing this site, you agree to the following [Full Disclaimer & Terms of Service](#). Video widget and dividend videos powered by Market News Video. Quote data delayed at least 20 minutes; data powered by Ticker Technologies, and Mergent. [Contact Dividend Channel](#); [Meet Our Editorial Staff](#).