

10 Dividend Paying Metals Stocks

<http://www.metalschannel.com/>

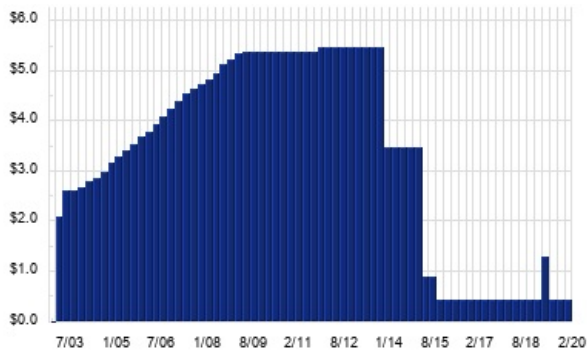
Metals Channel paired our coverage universe of metals stocks, with Dividend Channel's proprietary DividendRank formula, to bring you this list of 10 top ranked dividend paying metals stocks. The DividendRank formula considers a variety of data – dividend history & yield, book value, quarterly earnings – and compares it to the stock's trading data to come up with certain calculations about profitability and about the stock's valuation (whether we think it looks "cheap" or "expensive"). The result is this list of the top most "interesting" ideas that merit further research.



NRP — KEY STATS

Name: Natural Resource Partners LP
 Website: www.nrplp.com
 Sector: Metals & Mining

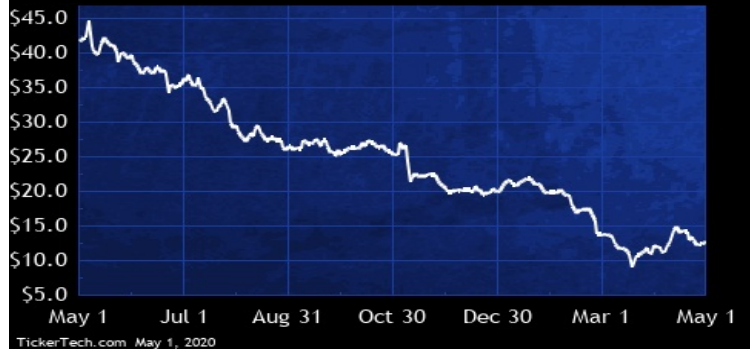
NRP DIVIDEND HISTORY



TickerTech.com May 1, 2020

NRP — 14.1% YIELD

Natural Resource Partners LP

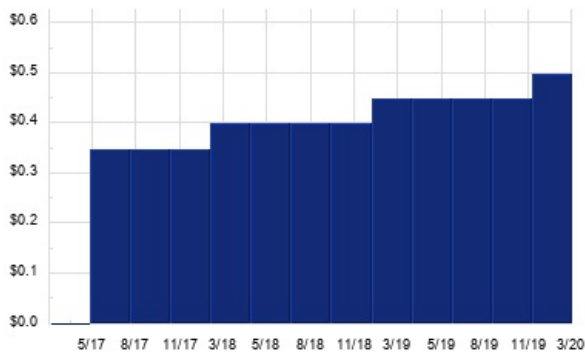


Natural Resource Partners owns, manages and leases a portfolio of mineral properties, including interests in coal, soda ash from trona and other natural resources. Co. has two segments: coal royalty and other, which consists primarily of coal royalty properties and coal related transportation and processing assets; and soda ash, which, via Ciner Resources LP, Co.'s operating partner, mines trona, processes it into soda ash, and distributes the soda ash both domestically and internationally into the glass and chemicals industries. Co.'s operations are conducted through its NRP (Operating) LLC subsidiary, and its operating assets are owned by its subsidiaries.

ARCH — KEY STATS

Name: Arch Coal Inc
 Stock buyback: [ARCH buyback](#)
 Website: www.archcoal.com
 Sector: Metals & Mining
 Number of ETFs Holding ARCH: 30 (see which ones)
 Total Market Value Held by ETFs: \$53,200,114
 Total Market Capitalization: \$388,000,000
 % of Market Cap. Held by ETFs: 13.71%

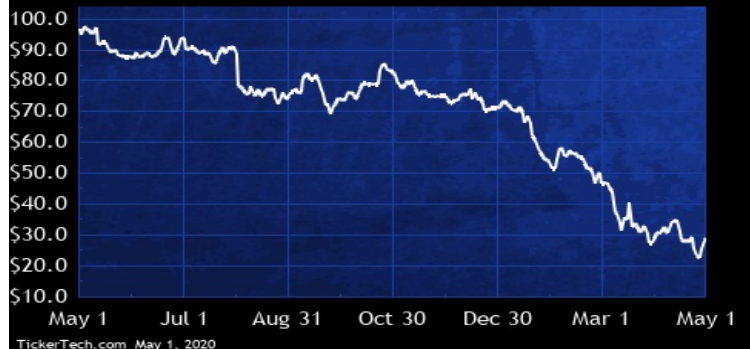
ARCH DIVIDEND HISTORY



TickerTech.com May 1, 2020

ARCH — 6.8% YIELD

Arch Coal Inc

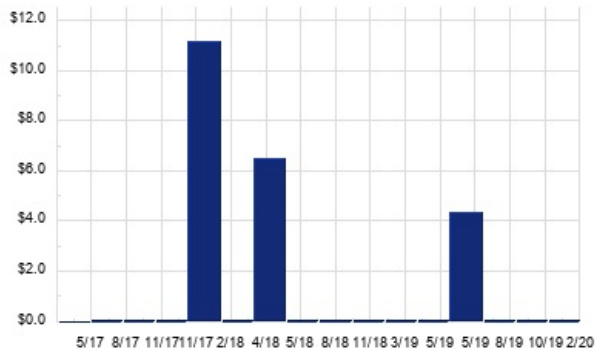


Arch Coal is a coal producer. Co.'s main business is the production of thermal and metallurgical coal from surface and underground mines located throughout the United States, for sale to utility, industrial and steel producers both in the United States and around the world. Co.'s segments are based on two lines of business, metallurgical coal and thermal coal, and may include a number of mine complexes. Co.'s segments are: the Powder River Basin, containing primary thermal operations in Wyoming; the Metallurgical, containing metallurgical operations in West Virginia; and the Other Thermal, containing supplementary thermal operations in Colorado and Illinois.

HCC — KEY STATS

| | |
|----------------------------------|--|
| Name: | Warrior Met Coal Inc |
| Stock buyback: | HCC buyback |
| Website: | www.warriormetcoal.com |
| Sector: | Metals & Mining |
| Number of ETFs Holding HCC: | 48 (see which ones) |
| Total Market Value Held by ETFs: | \$130,919,109 |
| Total Market Capitalization: | \$596,000,000 |
| % of Market Cap. Held by ETFs: | 21.97% |

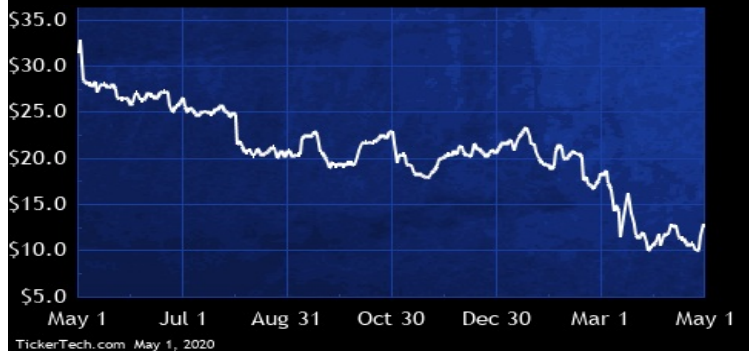
HCC DIVIDEND HISTORY



TickerTech.com May 1, 2020

HCC — 1.6% YIELD

Warrior Met Coal Inc

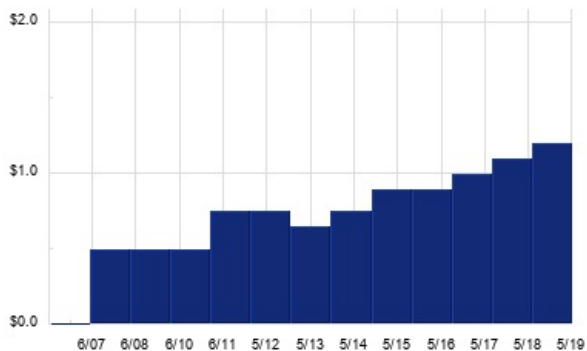


Warrior Met Coal is a holding company. Through its subsidiaries, Co. is a producer and exporter of met coal. Co. sells its coal product to steel producers in Europe and South America. Co.'s mining operations consist of two underground met coal mines in Southern Appalachia's coal seam (Mines No. 7 and No. 4) and other surface met and thermal coal mines. Co.'s natural gas operations remove and sell natural gas from the coal seams owned or leased by Co. and others as a byproduct of coal production. Co.'s degasification operations improve mining operations and safety by reducing natural gas levels in its mines. Co. also owns mineral rights for recoverable reserves at its Blue Creek Energy Mine.

TX — KEY STATS

| | |
|----------------------------------|--|
| Name: | Ternium S A |
| Website: | www.ternium.com |
| Sector: | Non-Precious Metals & Non-Metallic Mining |
| Number of ETFs Holding TX: | 3 (see which ones) |
| Total Market Value Held by ETFs: | \$4,499,149 |
| Total Market Capitalization: | \$28,161,000,000 |
| % of Market Cap. Held by ETFs: | 0.02% |

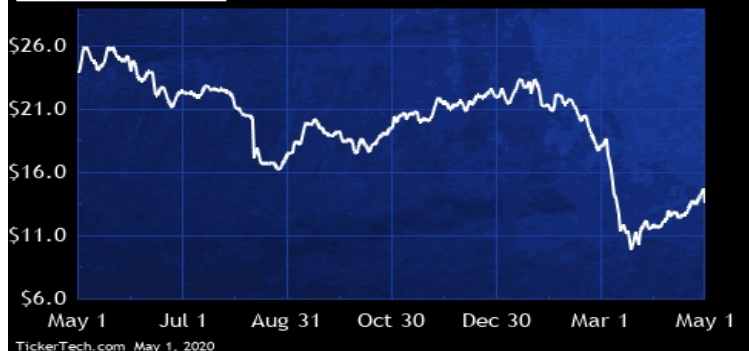
TX DIVIDEND HISTORY



TickerTech.com May 1, 2020

TX — 8.8% YIELD

Ternium S A

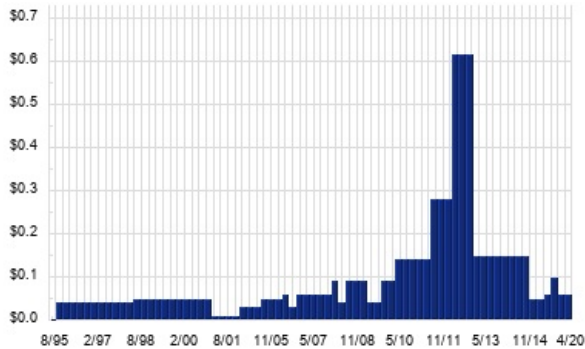


Ternium is a holding company. Co. is a flat steel producer. Co. operates through subsidiaries in Mexico, Brazil, Argentina, Colombia, the southern United States and Central America, which own regional manufacturing facilities, service center and distribution networks. Co. is organized into two reportable segments: Steel and Mining. The Steel segment includes the sales of steel products and other products like electricity and pig iron. The Mining segment includes the sales of iron ore products, which are primarily consumed internally.

CLF — KEY STATS

| | |
|----------------------------------|--|
| Name: | Cleveland-Cliffs Inc (New) |
| Stock buyback: | CLF buyback |
| Website: | www.cliffsnaturalresources.com |
| Sector: | Non-Precious Metals & Non-Metallic Mining |
| Number of ETFs Holding CLF: | 47 (see which ones) |
| Total Market Value Held by ETFs: | \$317,261,055 |
| Total Market Capitalization: | \$1,143,000,000 |
| % of Market Cap. Held by ETFs: | 27.76% |

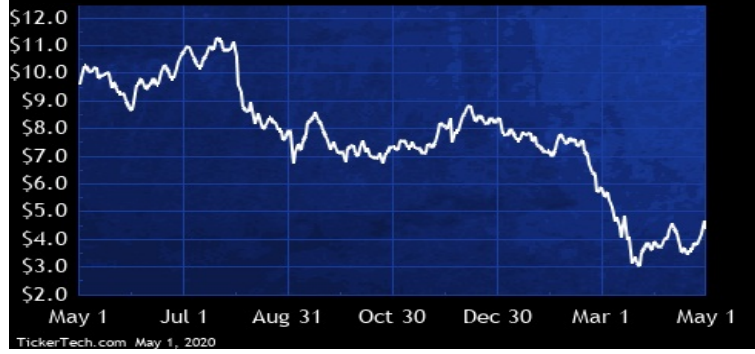
CLF DIVIDEND HISTORY



TickerTech.com May 1, 2020

CLF — 5.5% YIELD

Cleveland-Cliffs Inc

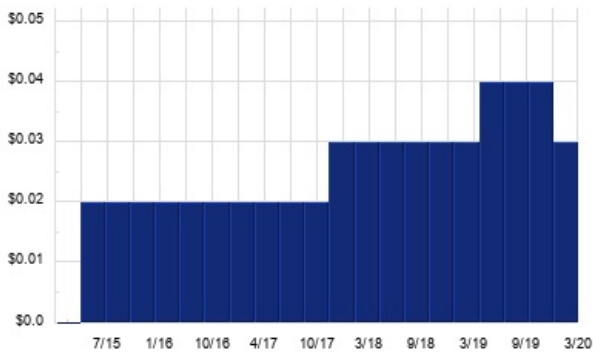


Cleveland-Cliffs is an iron ore mining company. Co. is a supplier of iron ore pellets to the North American steel industry from its mines and pellet plants located in Michigan and Minnesota. Co. is organized according to its differentiated products. Co. has two segments: Mining and Pelletizing, which Co. is a main producer of iron ore pellets, primarily selling production from its Mining and Pelletizing segment to integrated steel companies in the U.S. and Canada; and Metallics, which constructing a Hot Briquetted Iron (HBI) production plant, whereby HBI is an iron alternative to scrap that, when used as a feedstock, allows an Electric Arc Furnace to produce valuable grades of steel.

ATUSF — KEY STATS

| | |
|----------|--|
| Name: | Altius Minerals Corp |
| Website: | www.altiusminerals.com |
| Sector: | Non-Precious Metals & Non-Metallic Mining |

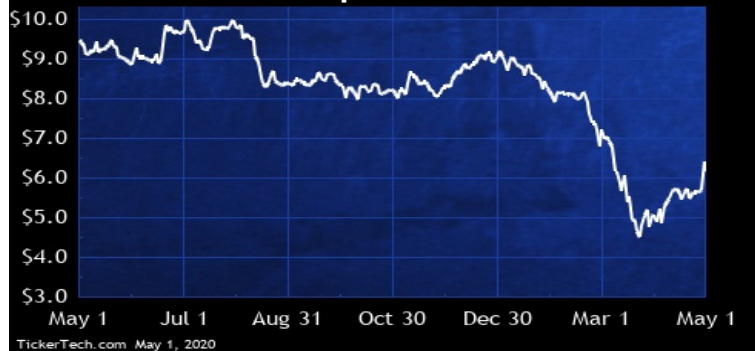
ATUSF DIVIDEND HISTORY



TickerTech.com May 1, 2020

ATUSF — 2.3% YIELD

Altius Minerals Corp

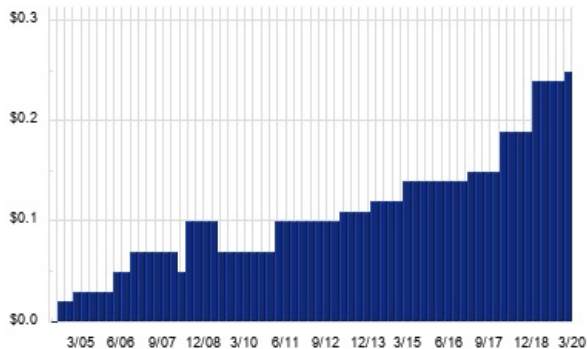


Altius Minerals is engaged in the generation and acquisition of mineral properties, royalties, and investments. Co. prefers to generate alliances or corporate structures related to the mineral exploration and natural resource opportunities it generates, which results in Co. carrying minority and non-operating project or equity interests and/or royalty interests.

STLD – KEY STATS

| | |
|----------------------------------|--|
| Name: | Steel Dynamics Inc. |
| Stock buyback: | STLD buyback |
| Website: | www.steeldynamics.com |
| Sector: | Non-Precious Metals & Non-Metallic Mining |
| Number of ETFs Holding STLD: | 69 (see which ones) |
| Total Market Value Held by ETFs: | \$746,993,153 |
| Total Market Capitalization: | \$5,279,000,000 |
| % of Market Cap. Held by ETFs: | 14.15% |

STLD DIVIDEND HISTORY

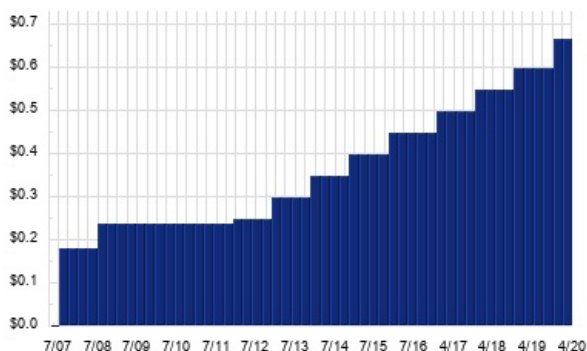


TickerTech.com May 1, 2020

KALU – KEY STATS

| | |
|----------------------------------|--|
| Name: | Kaiser Aluminum Corp. |
| Stock buyback: | KALU buyback |
| Website: | www.kaiseraluminum.com |
| Sector: | Non-Precious Metals & Non-Metallic Mining |
| Number of ETFs Holding KALU: | 48 (see which ones) |
| Total Market Value Held by ETFs: | \$252,418,852 |
| Total Market Capitalization: | \$1,132,000,000 |
| % of Market Cap. Held by ETFs: | 22.30% |

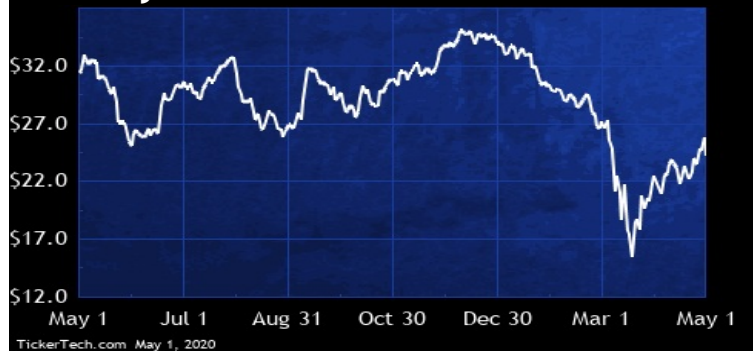
KALU DIVIDEND HISTORY



TickerTech.com May 1, 2020

STLD – 4.1% YIELD

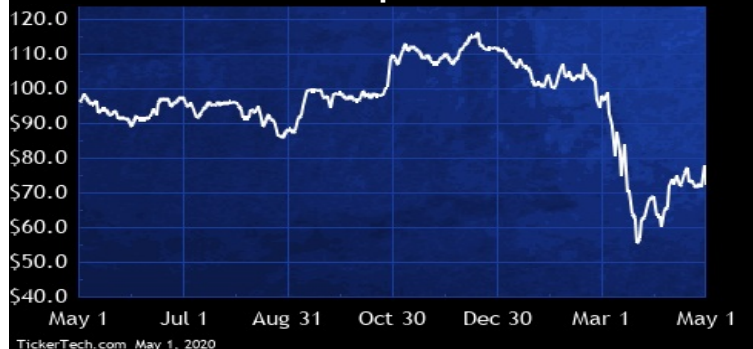
Steel Dynamics Inc.



Steel Dynamics is a steel producer and metal recycler. Co. manufactures and sells steel products, processes and sells recycled ferrous and nonferrous metals, and fabricates and sells steel joists and deck products. Co.'s segments are: Steel, which produces steel from ferrous scrap and scrap substitutes, utilizing casting, automated rolling mills and several downstream steel coating and bar processing lines, and Iron Dynamics; metals recycling, which involves the purchase, processing, and resale of ferrous and nonferrous scrap metals into reusable forms and grades; and steel fabrication, which produces steel building components, including steel joists, girders, trusses, and steel deck.

KALU – 3.7% YIELD

Kaiser Aluminum Corp.



Kaiser Aluminum manufactures and sells semi-fabricated specialty aluminum mill products. Co.'s aerospace and high strength products include heat treat plate and sheet, hard alloy extruded shapes, cold finish rod and bar, drawn tube and billet used for a variety of end uses in the aerospace and defense industries. Automotive Extrusions consist of extruded aluminum products for several North American automotive applications. Co.'s general engineering products consists of 6000-series alloy plate, sheet, rod, bar, tube, wire and standard extruded shapes. Other products consist of extruded, drawn and cast billet aluminum products for a range of North American industrial end uses.

RS — KEY STATS

| | |
|----------------------------------|--|
| Name: | Reliance Steel & Aluminum Co. |
| Website: | www.rsac.com |
| Sector: | <u>Non-Precious Metals & Non-Metallic Mining</u> |
| Number of ETFs Holding RS: | 73 (<u>see which ones</u>) |
| Total Market Value Held by ETFs: | \$884,301,947 |
| Total Market Capitalization: | \$5,981,000,000 |
| % of Market Cap. Held by ETFs: | 14.79% |

RS DIVIDEND HISTORY

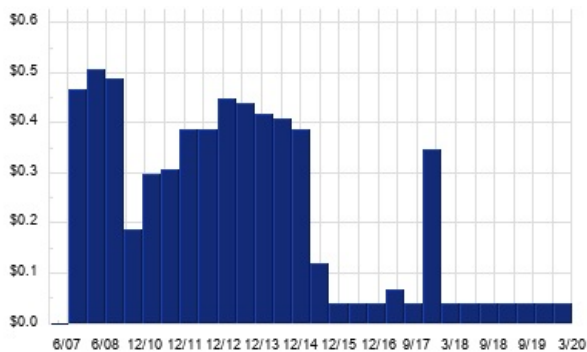


TickerTech.com May 1, 2020

TECK — KEY STATS

| | |
|----------------------------------|--|
| Name: | Teck Resources Ltd |
| Stock buyback: | TECK buyback |
| Website: | www.teck.com |
| Sector: | <u>Metals & Mining</u> |
| Number of ETFs Holding TECK: | 3 (<u>see which ones</u>) |
| Total Market Value Held by ETFs: | \$3,057,835 |
| Total Market Capitalization: | \$4,565,000,000 |
| % of Market Cap. Held by ETFs: | 0.07% |

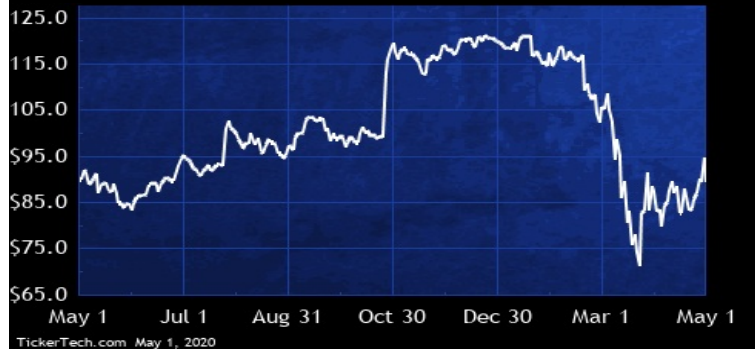
TECK DIVIDEND HISTORY



TickerTech.com May 1, 2020

RS — 2.8% YIELD

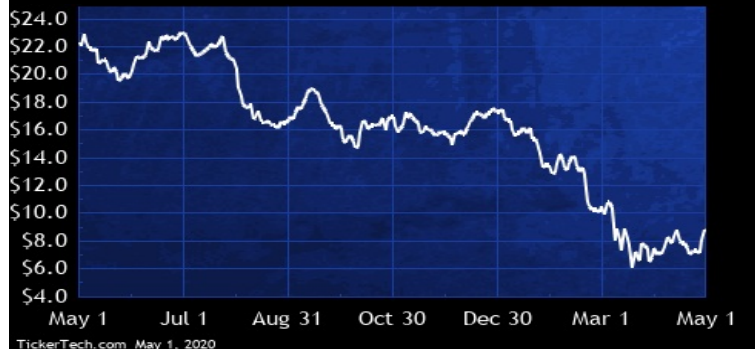
Reliance Steel & Aluminum Co.



Reliance Steel & Aluminum is a metals service center company. Co. provides metals processing services and distributes a line of metal products, including alloy, aluminum, brass, copper, carbon steel, stainless steel, titanium and specialty steel products, to its customers in a range of industries, including general manufacturing, non-residential construction (including infrastructure), transportation (rail, truck trailer and shipbuilding), aerospace and defense, energy (oil and gas), electronics and semiconductor fabrication, and heavy industry (agricultural, construction and mining equipment). Co. also services the auto industry, primarily through its toll processing operations.

TECK — 1.6% YIELD

Teck Resources Ltd



Teck Resources is engaged in mining and related activities including exploration, development, processing, smelting and refining. Co.'s major products are steelmaking coal, copper and zinc. Co. also produces precious metals, lead, molybdenum, electrical power, fertilizers and other metals. Co. also owns an interest in certain oil sands leases and have partnership interests in an oil sands development project and wind power project.



Nothing in Dividend Channel is intended to be investment advice, nor does it represent the opinion of, counsel from, or recommendations by BNK Invest Inc. or any of its affiliates, subsidiaries or partners. None of the information contained herein constitutes a recommendation that any particular security, portfolio, transaction, or investment strategy is suitable for any specific person. All viewers agree that under no circumstances will BNK Invest, Inc., its subsidiaries, partners, officers, employees, affiliates, or agents be held liable for any loss or damage caused by your reliance on information obtained. By visiting, using or viewing this site, you agree to the following [Full Disclaimer & Terms of Service](#). Video widget and dividend videos powered by Market News Video. Quote data delayed at least 20 minutes; data powered by Ticker Technologies, and Mergent. [Contact Dividend Channel](#); [Meet Our Editorial Staff](#).