

10 Dividend Paying Metals Stocks

<http://www.metalschannel.com/>

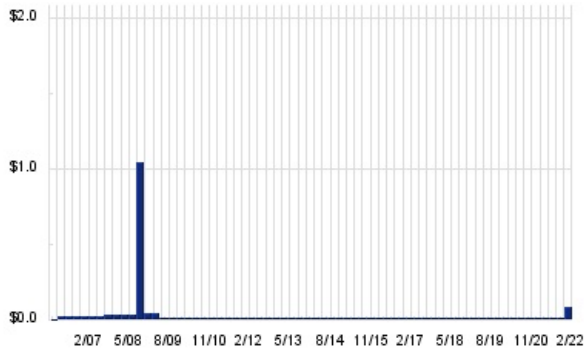
Metals Channel paired our coverage universe of metals stocks, with Dividend Channel's proprietary DividendRank formula, to bring you this list of 10 top ranked dividend paying metals stocks. The DividendRank formula considers a variety of data – dividend history & yield, book value, quarterly earnings – and compares it to the stock's trading data to come up with certain calculations about profitability and about the stock's valuation (whether we think it looks "cheap" or "expensive"). The result is this list of the top most "interesting" ideas that merit further research.



ZEUS — KEY STATS

Name:	Olympic Steel Inc.
Stock buyback:	ZEUS buyback
Website:	www.olysteel.com
Sector:	Non-Precious Metals & Non-Metallic Mining
Number of ETFs Holding ZEUS:	30 (see which ones)
Total Market Value Held by ETFs:	\$88,094,129
Total Market Capitalization:	\$399,000,000
% of Market Cap. Held by ETFs:	22.08%

ZEUS DIVIDEND HISTORY

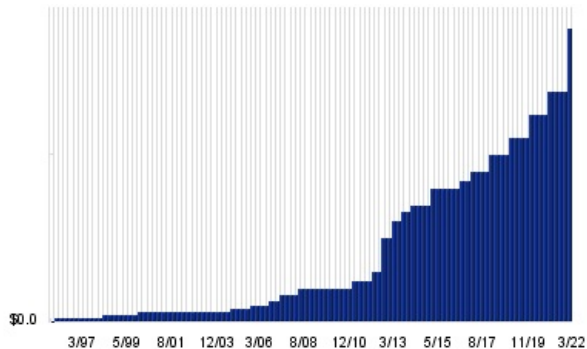


TickerTech.com May 1, 2022

RS — KEY STATS

Name:	Reliance Steel & Aluminum Co.
Website:	www.rsac.com
Sector:	Non-Precious Metals & Non-Metallic Mining
Number of ETFs Holding RS:	50 (see which ones)
Total Market Value Held by ETFs:	\$1,038,068,573.12
Total Market Capitalization:	\$11,677,000,000
% of Market Cap. Held by ETFs:	8.89%

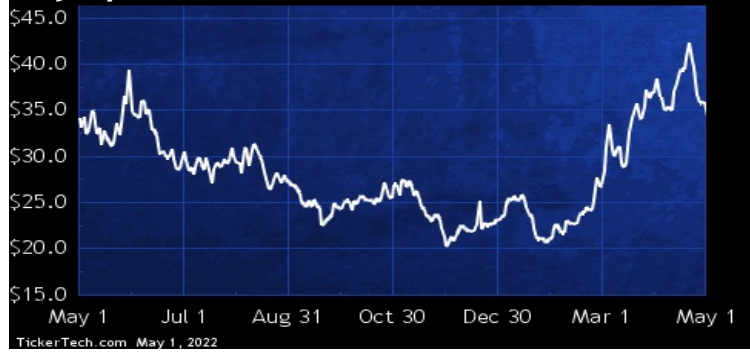
RS DIVIDEND HISTORY



TickerTech.com Apr 30, 2022

ZEUS — 1.0% YIELD

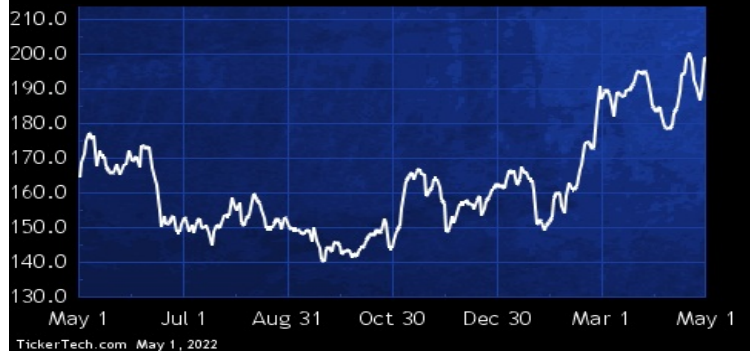
Olympic Steel Inc.



Olympic Steel is a metals service center. Co. operates in three reportable segments: specialty metals flat products, which its product offerings include differing types of stainless flat-rolled sheet and coil and prime tin mill products; carbon flat products, which focus on the direct sale and distribution of processed carbon and coated flat-rolled sheet, coil and plate products and fabricated parts; and tubular and pipe products, which distributes metal tubing, pipe, bar, valve and fittings and fabricate pressure parts supplied to various industrial markets.

RS — 1.8% YIELD

Reliance Steel & Aluminum Co.



Reliance Steel & Aluminum is a metals service center company. Co. provides metals processing services and distributes a line of metal products, including alloy, aluminum, brass, copper, carbon steel, stainless steel, titanium and specialty steel products, to its customers in a range of industries, including general manufacturing, non-residential construction (including infrastructure), transportation (rail, truck trailer and shipbuilding), aerospace and defense, energy (oil and natural gas), electronics and semiconductor fabrication, and heavy industry (agricultural, construction and mining equipment). Co. also services the auto industry, primary through its toll processing operations.

WOR — KEY STATS

Name:	Worthington Industries, Inc.
Stock buyback:	WOR buyback
Website:	www.worthingtonindustries.com
Sector:	Non-Precious Metals & Non-Metallic Mining
Number of ETFs Holding WOR:	40 (see which ones)
Total Market Value Held by ETFs:	\$208,690,056.3
Total Market Capitalization:	\$2,437,000,000
% of Market Cap. Held by ETFs:	8.56%

WOR DIVIDEND HISTORY

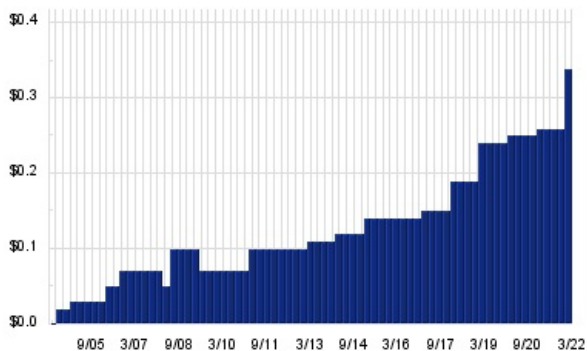


TickerTech.com May 1, 2022

STLD — KEY STATS

Name:	Steel Dynamics Inc.
Stock buyback:	STLD buyback
Website:	www.steeldynamics.com
Sector:	Non-Precious Metals & Non-Metallic Mining
Number of ETFs Holding STLD:	66 (see which ones)
Total Market Value Held by ETFs:	\$1,488,744,870.2
Total Market Capitalization:	\$16,857,000,000
% of Market Cap. Held by ETFs:	8.83%

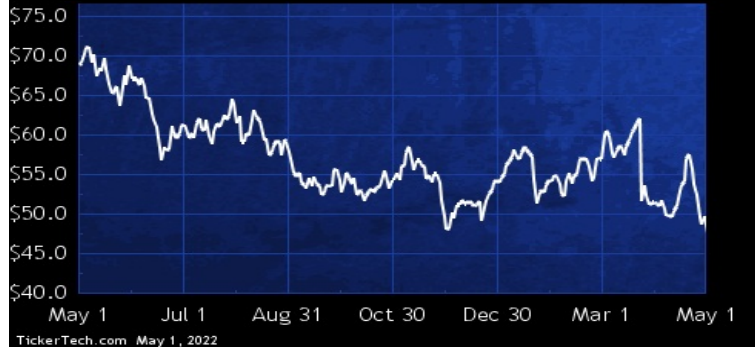
STLD DIVIDEND HISTORY



TickerTech.com May 1, 2022

WOR — 2.2% YIELD

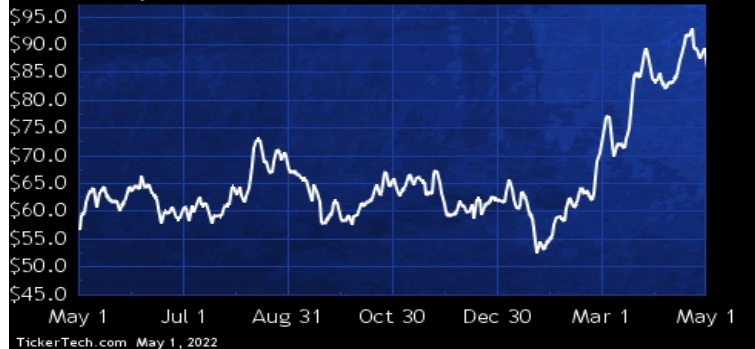
Worthington Industries, Inc.



Worthington Industries is an industrial manufacturing company, focused on steel processing and manufactured metal products. Co. has two segments: Steel Processing, which buys coils of steel from integrated steel mills and mini-mills and processes them to the precise type, thickness, length, width, shape and surface quality required by customer specifications, and toll processes steel for steel mills, end-users, service centers and other processors; and Pressure Cylinders, which manufactures and sells filled and unfilled pressure cylinders, tanks, hand torches, tools, well water and expansion tanks, along with various accessories and related products for various end-use market applications.

STLD — 1.5% YIELD

Steel Dynamics Inc.

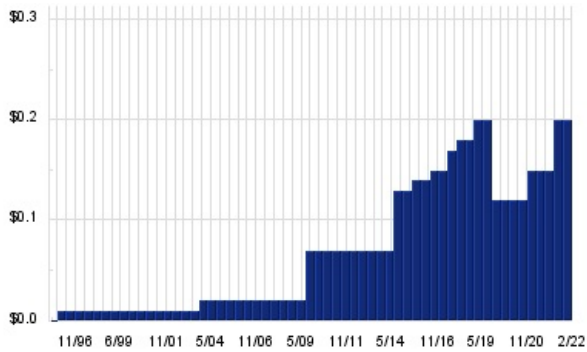


Steel Dynamics is a steel producer and metal recycler. Co. manufactures and sells steel products, processes and sells recycled ferrous and nonferrous metals, and fabricates and sells steel joists and deck products. Co. has three segments: Steel, which produces steel from ferrous scrap and scrap substitutes, utilizing continuous casting, automated rolling mills and several steel coating and processing lines, and Iron Dynamics; metals recycling, which involves the purchase, processing, and resale of ferrous and nonferrous scrap metals into reusable forms and grades; and steel fabrication, which produces steel building components, including steel joists, girders, trusses, and steel deck.

UFPI — KEY STATS

Name:	UFP Industries Inc
Website:	www.ufpi.com
Sector:	Metals Fabrication & Products
Number of ETFs Holding UFPI:	38 (see which ones)
Total Market Value Held by ETFs:	\$654,425,077.6
Total Market Capitalization:	\$4,792,000,000
% of Market Cap. Held by ETFs:	13.66%

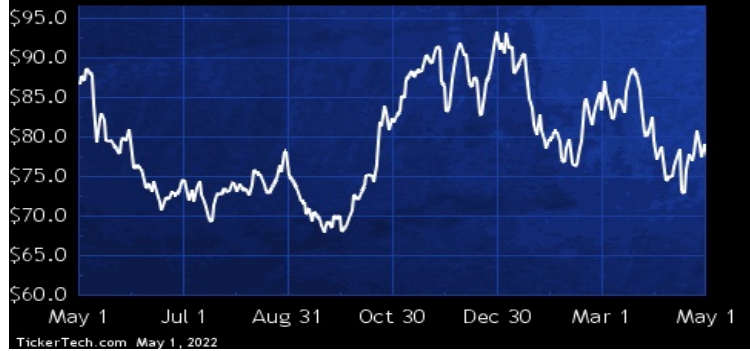
UFPI DIVIDEND HISTORY



TickerTech.com May 1, 2022

UFPI — 1.3% YIELD

UFP Industries Inc

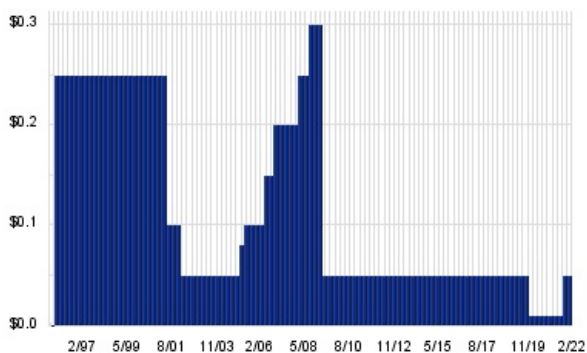


UFP Industries is a holding company. Through its subsidiaries, Co. designs, manufactures and markets wood and wood-alternative products for national home centers and other retailers, structural lumber and other products for the manufactured housing industry, engineered wood components for residential and commercial construction, specialty wood packaging, components and packing materials for various industries, and customized interior fixtures used in a variety of retail and commercial structures. In addition, Co. provides a portfolio of outdoor living products, including wood and wood composite decking and related accessories and decorative lawn and garden products.

X — KEY STATS

Name:	United States Steel Corp.
Stock buyback:	X buyback
Website:	www.ussteel.com
Sector:	Non-Precious Metals & Non-Metallic Mining
Number of ETFs Holding X:	45 (see which ones)
Total Market Value Held by ETFs:	\$736,597,136.22
Total Market Capitalization:	\$8,303,000,000
% of Market Cap. Held by ETFs:	8.87%

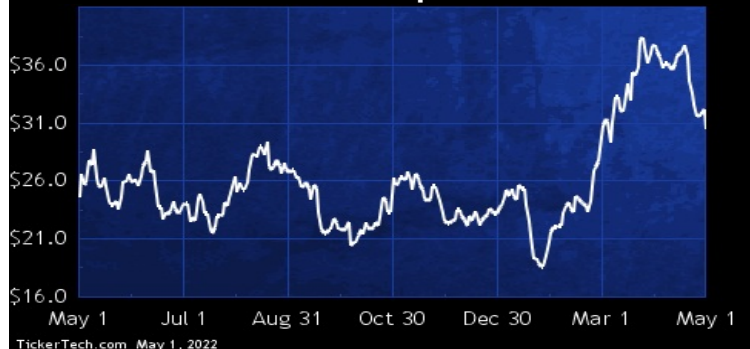
X DIVIDEND HISTORY



TickerTech.com Apr 30, 2022

X — 0.6% YIELD

United States Steel Corp.

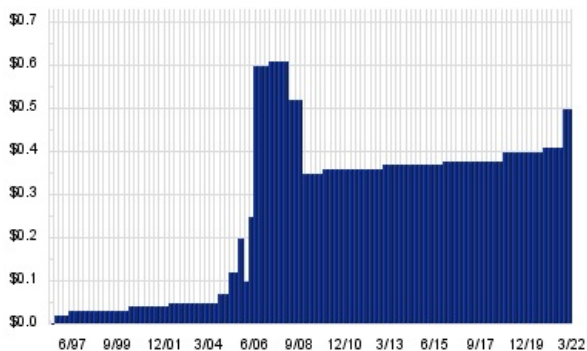


United States Steel is a producer and seller steel products, including flat-rolled and tubular products, in North America and Europe. Co. is also engaged in other business activities consisting primarily of railroad services and real estate operations. Co. has three reportable operating segments: North American Flat-Rolled, which includes the operating results of Co.'s integrated steel plants and equity investees; U.S. Steel Europe, which includes Co.'s subsidiary, U.S. Steel Kosice, its steel plant and coke production facilities in Slovakia, and its subsidiaries; and Tubular Products, which includes Co.'s tubular production facilities and an equity investee.

NUE — KEY STATS

Name:	Nucor Corp.
Stock buyback:	NUE buyback
Website:	www.nucor.com
Sector:	Non-Precious Metals & Non-Metallic Mining
Number of ETFs Holding NUE:	88 (see which ones)
Total Market Value Held by ETFs:	\$3,298,016,106.27
Total Market Capitalization:	\$42,788,000,000
% of Market Cap. Held by ETFs:	7.71%

NUE DIVIDEND HISTORY

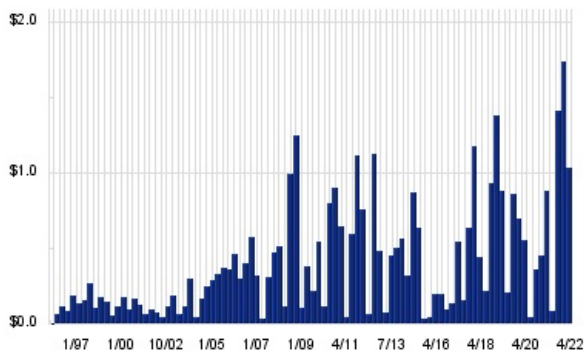


TickerTech.com Apr 30, 2022

MSB — KEY STATS

Name:	Mesabi Trust
Website:	www.mesabi-trust.com
Sector:	Non-Precious Metals & Non-Metallic Mining
Number of ETFs Holding MSB:	2 (see which ones)
Total Market Value Held by ETFs:	\$259,247
Total Market Capitalization:	\$343,000,000
% of Market Cap. Held by ETFs:	0.08%

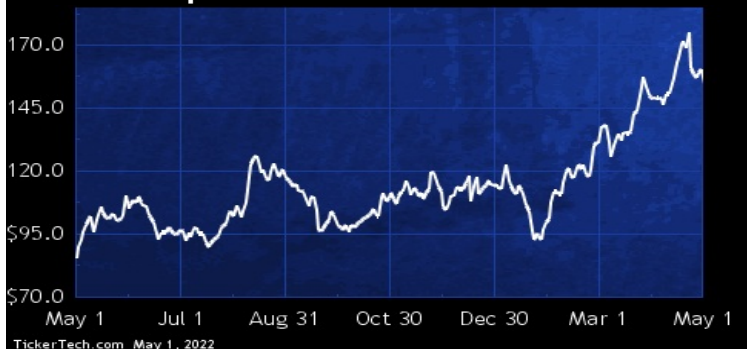
MSB DIVIDEND HISTORY



TickerTech.com Apr 30, 2022

NUE — 1.2% YIELD

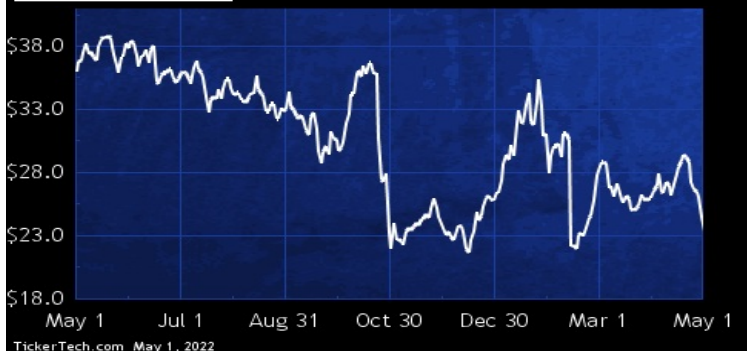
Nucor Corp.



Nucor manufactures steel and steel products. Co.'s operations include international trading and sales companies that buy and sell steel and steel products. Co.'s segments are: steel mills, which produces sheet steel, plate steel, structural steel, and bar steel; steel products, which produces hollow structural section steel tubing, electrical conduit, steel joists and joist girders, steel deck, cold finished steel, steel fasteners, metal building systems, and wire and wire mesh; and raw materials, which produces direct reduced iron (DRI), brokers ferrous and nonferrous metals, pig iron, hot briquetted iron and DRI, supplies ferro-alloys, and processes ferrous and nonferrous scrap metal.

MSB — 16.9% YIELD

Mesabi Trust

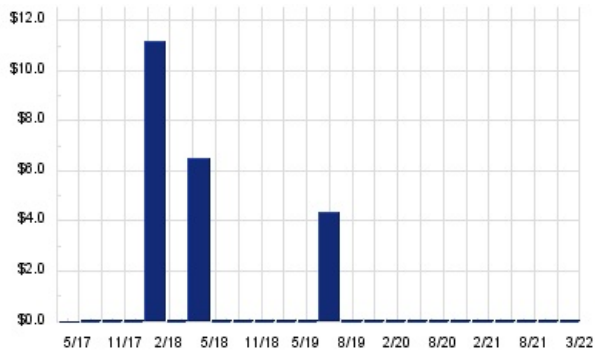


Mesabi Trust is a trust that holds all of the interests formerly owned by Mesabi Iron Company. The principal assets of Co. consist of two different interests in certain properties in the Mesabi Iron Range: Co.'s interest as assignor in the Amended Assignment of Peters Lease and the Amended Assignment of Cloquet Lease in St. Louis County, MN (the Peters Lease Lands and the Cloquet Lease Lands, respectively); and Co.'s ownership of the entire beneficial interest in the Mesabi Land Trust, which has a 20% interest as fee owner in the Peters Lease Lands and a 100% fee ownership in certain non-mineral-bearing lands adjacent to the Peters and Cloquet Lease Lands.

HCC — KEY STATS

Name:	Warrior Met Coal Inc
Stock buyback:	HCC buyback
Website:	www.warriormetcoal.com
Sector:	Metals & Mining
Number of ETFs Holding HCC:	39 (see which ones)
Total Market Value Held by ETFs:	\$221,219,002.57
Total Market Capitalization:	\$1,803,000,000
% of Market Cap. Held by ETFs:	12.27%

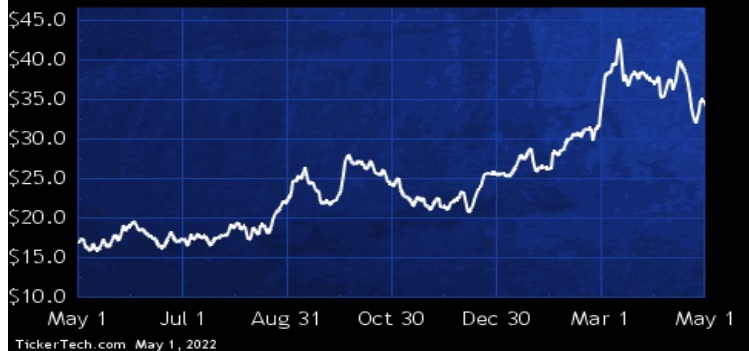
HCC DIVIDEND HISTORY



TickerTech.com May 1, 2022

HCC — 0.7% YIELD

Warrior Met Coal Inc

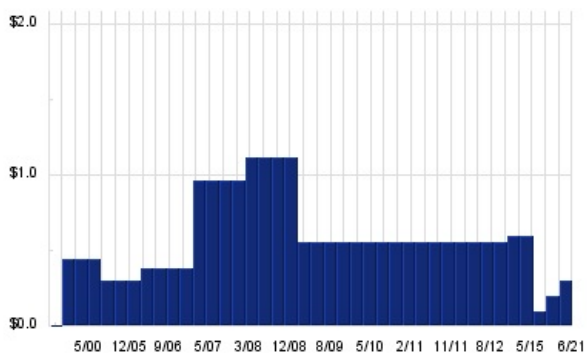


Warrior Met Coal is a supplier to the global steel industry. Co. is focused on mining non-thermal met coal used as a component of steel production by metal manufacturers in Europe, South America and Asia. Co. is a producer and exporter of met coal, also known as hard coking coal, operating longwall operations in its underground mines based in Alabama, Mine No. 4 and Mine No. 7. Co.'s natural gas operations remove and sell natural gas from the coal seams owned or leased by reducing natural gas levels in its mines. The met coal from Co.'s Mines No. 4 and No. 7 is sold as a low volatility and mid-volatility met coal.

MT — KEY STATS

Name:	ArcelorMittal SA
Stock buyback:	MT buyback
Website:	www.arcelormittal.com
Sector:	Non-Precious Metals & Non-Metallic Mining
Number of ETFs Holding MT:	6 (see which ones)
Total Market Value Held by ETFs:	\$4,501,266
Total Market Capitalization:	\$30,136,000,000
% of Market Cap. Held by ETFs:	0.01%

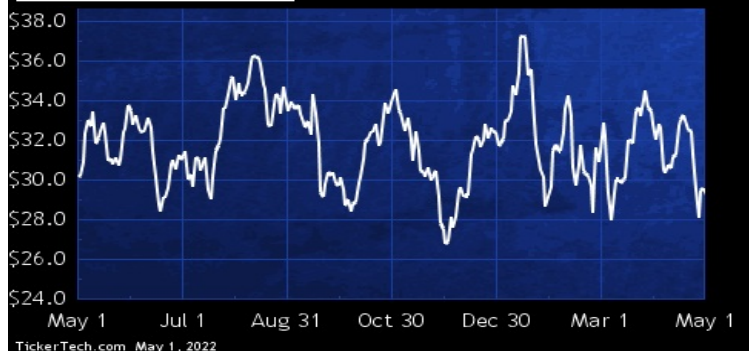
MT DIVIDEND HISTORY



TickerTech.com May 1, 2022

MT — 1.1% YIELD

ArcelorMittal SA



ArcelorMittal is a holding company. Through its subsidiaries, Co. is a steel and mining company. Co. is also a steel producer in Europe, Americas, Africa, and Commonwealth of Independent States. Co. produces flat products, including sheet and plate, and long products, including bars, rods and structural shapes. It also produces pipes and tubes for various applications. Co. sells its products in local markets and to a range of customers in various countries, including the automotive, appliance, engineering, construction and machinery industries. Co.'s mining operations produce various types of mining products including iron ore lump, fines, concentrate, pellets, sinter feed and coking coal.



Nothing in Dividend Channel is intended to be investment advice, nor does it represent the opinion of, counsel from, or recommendations by BNK Invest Inc. or any of its affiliates, subsidiaries or partners. None of the information contained herein constitutes a recommendation that any particular security, portfolio, transaction, or investment strategy is suitable for any specific person. All viewers agree that under no circumstances will BNK Invest, Inc., its subsidiaries, partners, officers, employees, affiliates, or agents be held liable for any loss or damage caused by your reliance on information obtained. By visiting, using or viewing this site, you agree to the following [Full Disclaimer & Terms of Service](#). Video widget and dividend videos powered by Market News Video. Quote data delayed at least 20 minutes; data powered by Ticker Technologies, and Mergent. [Contact Dividend Channel](#); [Meet Our Editorial Staff](#).