

## 10 Dividend Paying Metals Stocks

<http://www.metalschannel.com/>

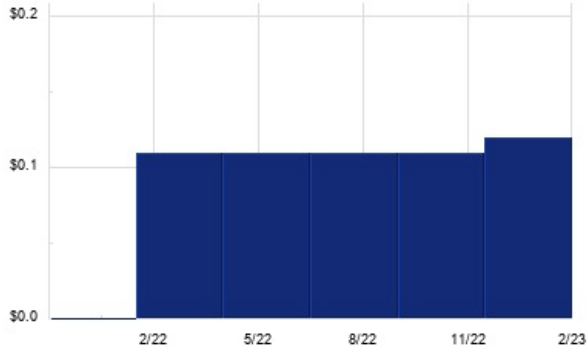
Metals Channel paired our coverage universe of metals stocks, with Dividend Channel's proprietary DividendRank formula, to bring you this list of 10 top ranked dividend paying metals stocks. The DividendRank formula considers a variety of data – dividend history & yield, book value, quarterly earnings – and compares it to the stock's trading data to come up with certain calculations about profitability and about the stock's valuation (whether we think it looks "cheap" or "expensive"). The result is this list of the top most "interesting" ideas that merit further research.



## METC — KEY STATS

Name:	Ramaco Resources Inc
Website:	<a href="http://www.ramacocoal.com">www.ramacocoal.com</a>
Sector:	Metals & Mining
Number of ETFs Holding METC:	23 (see which ones)
Total Market Value Held by ETFs:	\$19,065,799.7
Total Market Capitalization:	\$361,000,000
% of Market Cap. Held by ETFs:	5.28%

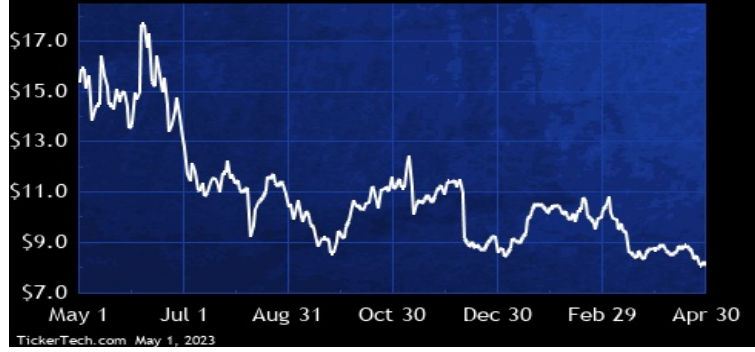
## METC DIVIDEND HISTORY



TickerTech.com Apr 29, 2023

## METC — 6.2% YIELD

### Ramaco Resources Inc

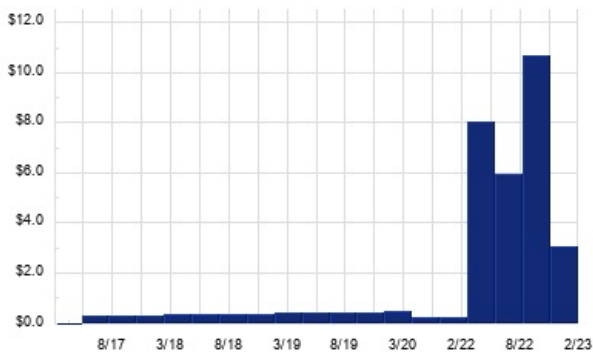


Ramaco Resources is a holding company. Through its subsidiaries, Co. is an operator and developer of metallurgical coal in southern West Virginia, southwestern Virginia, and southwestern Pennsylvania. Co.'s development portfolio primarily includes four properties: Elk Creek mining complex, Berwind mining complex, RAM Mine and Knox Creek.

## ARCH — KEY STATS

Name:	Arch Resources Inc (DE)
Stock buyback:	ARCH buyback
Website:	<a href="http://www.archcoal.com">www.archcoal.com</a>
Sector:	Metals & Mining
Number of ETFs Holding ARCH:	39 (see which ones)
Total Market Value Held by ETFs:	\$375,145,629.5
Total Market Capitalization:	\$2,082,000,000
% of Market Cap. Held by ETFs:	18.02%

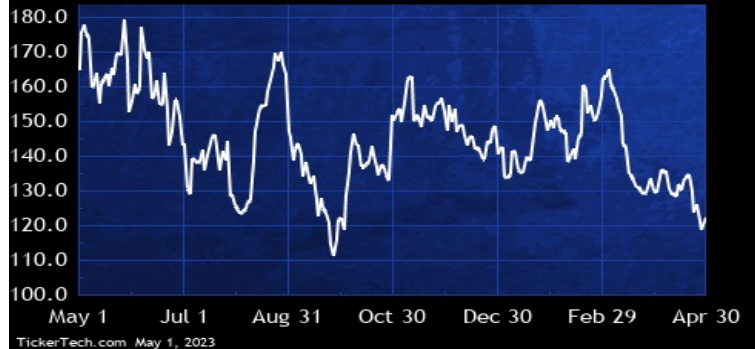
## ARCH DIVIDEND HISTORY



TickerTech.com May 1, 2023

## ARCH — 0.8% YIELD

### Arch Resources Inc

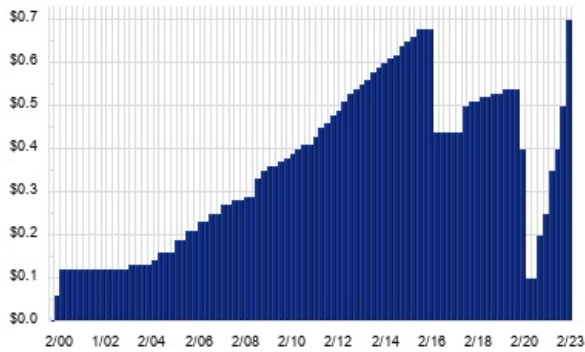


Arch Coal is a coal producer and a producer of metallurgical coal. Co. sells substantially all of its coal to steel mills, power plants and industrial facilities. Co. operates several active mines. Co.'s reportable business segments are based on two lines of business, metallurgical coal and thermal coal, and may include a number of mine complexes. Co. reports its results of operations primarily through the following reportable segments: Metallurgical segment, containing its metallurgical operations in West Virginia, and the Thermal segment containing its thermal operations in Wyoming and Colorado.

## ARLP — KEY STATS

Name:	Alliance Resource Partners LP
Website:	<a href="http://www.arlp.com">www.arlp.com</a>
Sector:	Metals & Mining
Number of ETFs Holding ARLP:	4 ( <a href="#">see which ones</a> )
Total Market Value Held by ETFs:	\$2,687,921.47
Total Market Capitalization:	\$2,620,000,000
% of Market Cap. Held by ETFs:	0.10%

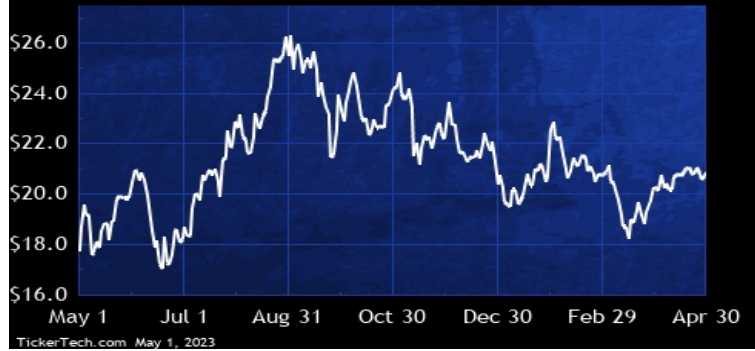
## ARLP DIVIDEND HISTORY



TickerTech.com Apr 29, 2023

## ARLP — 13.4% YIELD

### Alliance Resource Partners LP

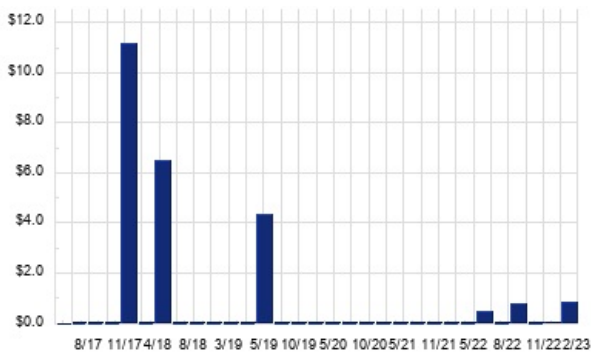


Alliance Resource Partners is a natural resource company. Co. is a coal producer in the eastern U.S. with underground mining complexes in Illinois, Indiana, Kentucky, Maryland, Pennsylvania, and West Virginia as well as a coal-loading terminal in Indiana on the Ohio River. Co. has four segments: Illinois Basin Coal Operations, which includes its operating mining complexes Gibson County Coal's mining complex; Appalachia Coal Operations, which includes its the Mettiki mining complex, the Tunnel Ridge mining complex and the MC Mining mining complex; Oil and Gas Royalties, which includes oil and gas mineral interests; and Coal Royalties, which includes coal mineral reserves and resources.

## HCC — KEY STATS

Name:	Warrior Met Coal Inc
Stock buyback:	HCC buyback
Website:	<a href="http://www.warriormetcoal.com">www.warriormetcoal.com</a>
Sector:	Metals & Mining
Number of ETFs Holding HCC:	60 ( <a href="#">see which ones</a> )
Total Market Value Held by ETFs:	\$401,325,853.16
Total Market Capitalization:	\$1,807,000,000
% of Market Cap. Held by ETFs:	22.21%

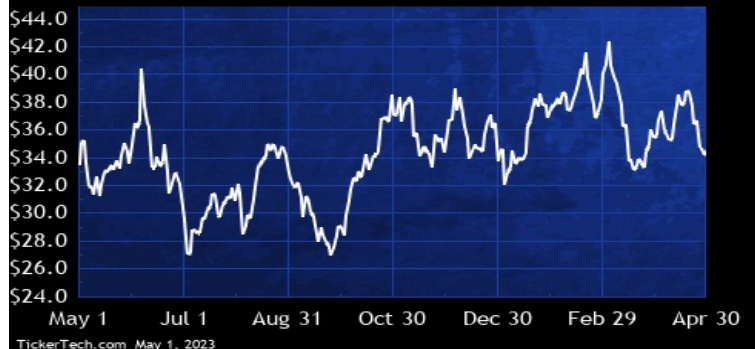
## HCC DIVIDEND HISTORY



TickerTech.com May 1, 2023

## HCC — 0.8% YIELD

### Warrior Met Coal Inc

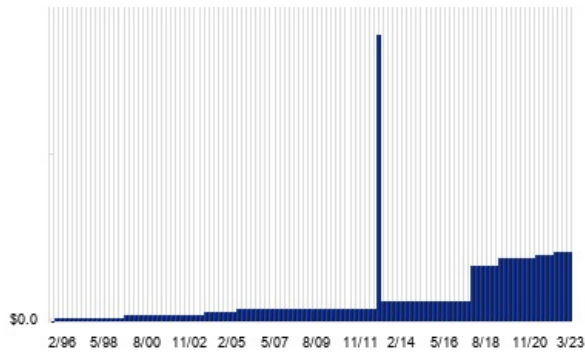


Warrior Met Coal is a supplier to the global steel industry. Co. is focused on mining non-thermal met coal used as a component of steel production by metal manufacturers in Europe, South America and Asia. Co. is a producer and exporter of met coal, also known as hard coking coal, operating longwall operations in its underground mines based in Alabama, Mine No. 4 and Mine No. 7. Co.'s natural gas operations remove and sell natural gas from the coal seams owned or leased by reducing natural gas levels in its mines. The met coal from Co.'s Mines No. 4 and No. 7 is sold as a low volatility and mid-volatility met coal.

## NC — KEY STATS

Name:	NACCO Industries Inc
Stock buyback:	<a href="#">NC buyback</a>
Website:	<a href="http://www.nacco.com">www.nacco.com</a>
Sector:	<a href="#">Metals &amp; Mining</a>
Number of ETFs Holding NC:	17 ( <a href="#">see which ones</a> )
Total Market Value Held by ETFs:	\$13,965,823
Total Market Capitalization:	\$201,000,000
% of Market Cap. Held by ETFs:	6.95%

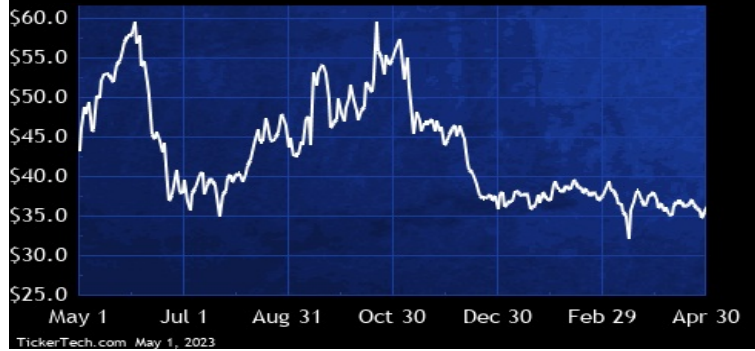
## NC DIVIDEND HISTORY



TickerTech.com May 1, 2023

## NC — 2.3% YIELD

### NACCO Industries Inc

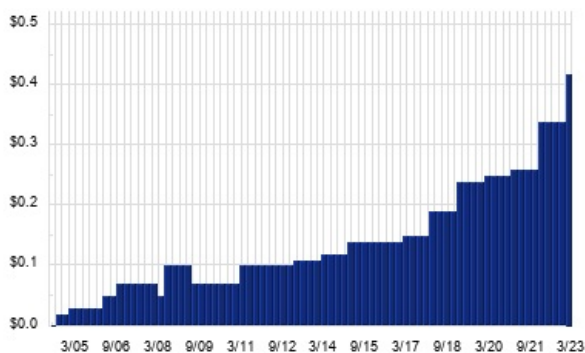


NACCO Industries is a holding company. Through its subsidiaries, Co. delivers aggregates, minerals, reliable fuels and environmental solutions through its portfolio of NACCO Natural Resources businesses. Co. operates under three business segments: Coal Mining, which operates surface coal mines under long-term contracts with power generation companies pursuant to a service-based business model; North American Mining, which provides contract mining and other services for producers of industrial minerals; and Minerals Management, which owns royalty interests, mineral interests, nonparticipating royalty interests and overriding royalty interests.

## STLD — KEY STATS

Name:	Steel Dynamics Inc.
Stock buyback:	<a href="#">STLD buyback</a>
Website:	<a href="http://www.steeldynamics.com">www.steeldynamics.com</a>
Sector:	<a href="#">Non-Precious Metals &amp; Non-Metallic Mining</a>
Number of ETFs Holding STLD:	118 ( <a href="#">see which ones</a> )
Total Market Value Held by ETFs:	\$3,335,597,869
Total Market Capitalization:	\$17,936,000,000
% of Market Cap. Held by ETFs:	18.60%

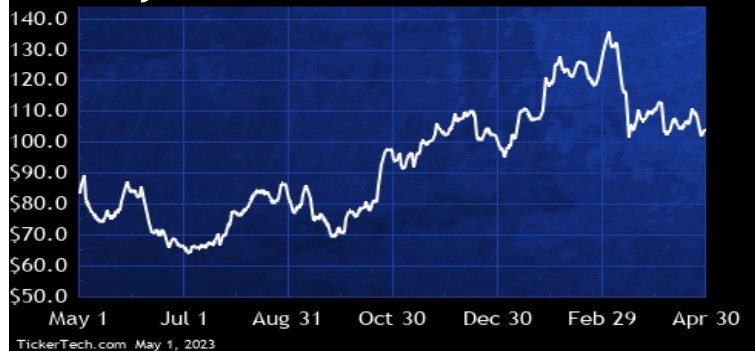
## STLD DIVIDEND HISTORY



TickerTech.com May 1, 2023

## STLD — 1.6% YIELD

### Steel Dynamics Inc.

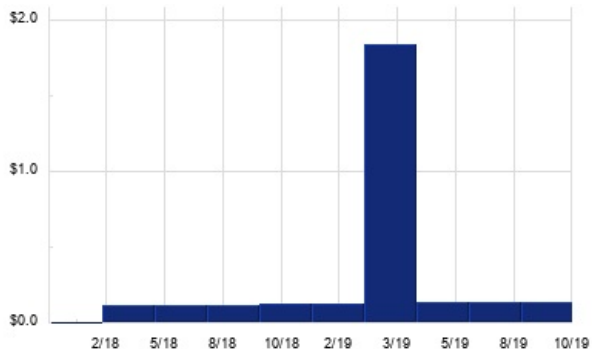


Steel Dynamics is a steel producer and metal recycler in the U.S. Co. manufactures and sells steel products, processes and sells recycled ferrous and nonferrous metals, and fabricates and sells steel joists and deck products. Co.'s segments include: Steel Operations, which produce steel from ferrous scrap and scrap substitutes, utilize continuous casting, automated rolling mills and various steel coating and process lines; Metals Recycling Operations, which include both ferrous and nonferrous scrap metal processing, transportation, marketing, brokerage and scrap management services; and Steel Fabrication Operations, which serve the non-residential construction industry throughout the U.S.

## BTU – KEY STATS

Name:	Peabody Energy Corp (New)
Website:	<a href="http://www.peabodyenergy.com">www.peabodyenergy.com</a>
Sector:	<a href="#">Metals &amp; Mining</a>
Number of ETFs Holding BTU:	31 ( <a href="#">see which ones</a> )
Total Market Value Held by ETFs:	\$476,337,857.95
Total Market Capitalization:	\$3,377,000,000
% of Market Cap. Held by ETFs:	14.11%

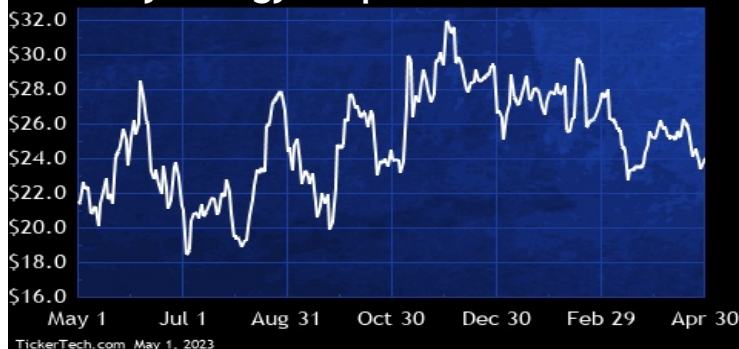
## BTU DIVIDEND HISTORY



TickerTech.com May 1, 2023

## BTU – 1.2% YIELD

### Peabody Energy Corp

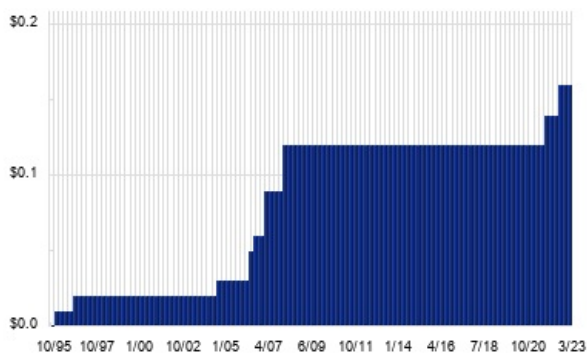


Peabody Energy is a producer of metallurgical and thermal coal. In addition to its mining operations, Co. markets and brokers coal from other coal producers, both as principal and agent, and trades coal and freight-related contracts. Co. operates primarily through the following reportable segments: Seaborne Thermal Mining, which consists of mines in New South Wales, Australia; Seaborne Metallurgical Mining, which consists of mines in Queensland, Australia, New South Wales, Australia and Alabama; Powder River Basin Mining, which consists of its mines in Wyoming; and Other U.S. Thermal Mining, which reflects the aggregation of its Illinois, Indiana, New Mexico and Colorado mining operations.

## CMC – KEY STATS

Name:	Commercial Metals Co.
Stock buyback:	<a href="#">CMC buyback</a>
Website:	<a href="http://www.cmc.com">www.cmc.com</a>
Sector:	<a href="#">Non-Precious Metals &amp; Non-Metallic Mining</a>
Number of ETFs Holding CMC:	70 ( <a href="#">see which ones</a> )
Total Market Value Held by ETFs:	\$1,171,254,357.16
Total Market Capitalization:	\$5,301,000,000
% of Market Cap. Held by ETFs:	22.09%

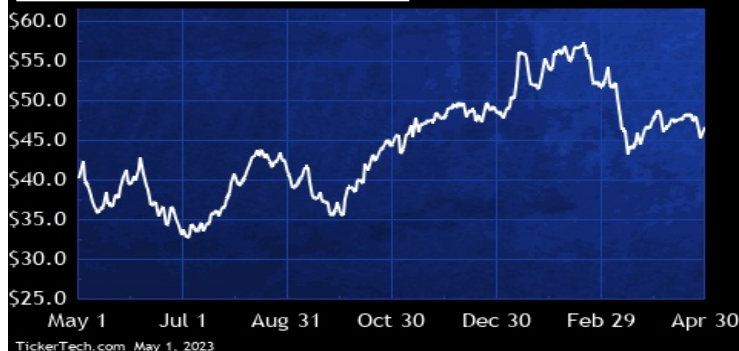
## CMC DIVIDEND HISTORY



TickerTech.com Apr 30, 2023

## CMC – 1.4% YIELD

### Commercial Metals Co.

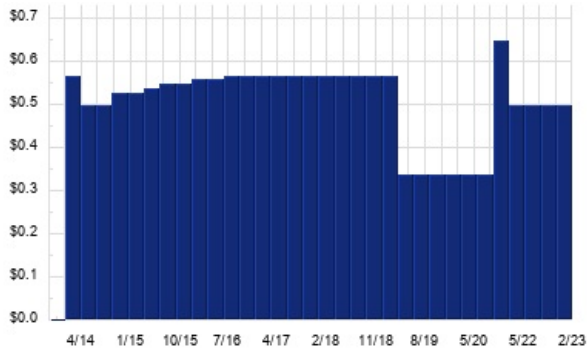


Commercial Metals manufactures, recycles and fabricates steel and metal products and provides related materials and services through a network of facilities that includes its electric arc furnace (EAF) mini mills, its EAF micro mills, its rerolling mill, steel fabrication and processing plants, construction-related product warehouses and metal recycling facilities in the U.S. and Poland. Through its Tensar operations, Co. is a global provider of ground and soil stabilization solutions selling into various national markets through the following primary product lines: Tensar® geogrids and Geopier® foundation systems.

## SIRE — KEY STATS

Name: [Sisecam Resources LP](#)  
 Website: [www.ciner.us.com](http://www.ciner.us.com)  
 Sector: [Metals & Mining](#)

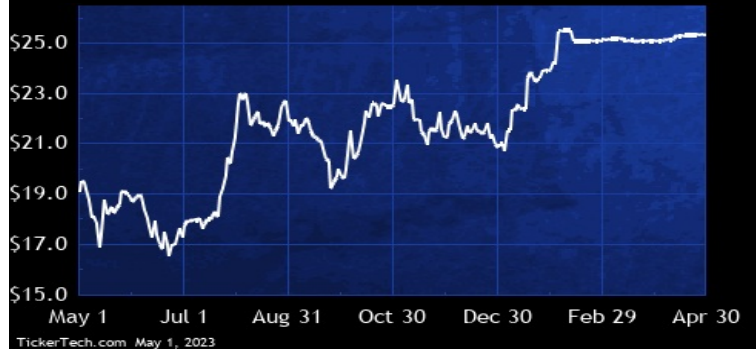
## SIRE DIVIDEND HISTORY



TickerTech.com Apr 30, 2023

## SIRE — 7.9% YIELD

### Sisecam Resources LP

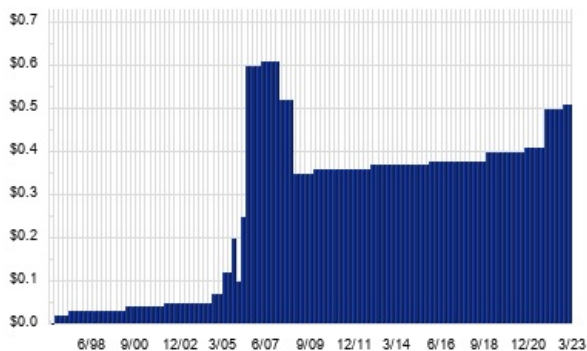


Sisecam Resources is a holding company. Through its ownership of a 51% membership interest in its subsidiary, Sisecam Wyoming LLC (Sisecam Wyoming), Co. operates the trona ore mining and soda ash production business. Sisecam Wyoming is a producer of soda ash, serving a global market from Co.'s facility in the Green River Basin of Wyoming. Trona, a soft mineral, is also known as sodium sesquicarbonate and consists primarily of sodium carbonate, or soda ash, sodium bicarbonate and water. Co. processes trona ore into soda ash, which is a raw material in flat glass, container glass, detergents, chemicals, paper and other consumer and industrial products.

## NUE — KEY STATS

Name: [Nucor Corp.](#)  
 Stock buyback: [NUE buyback](#)  
 Website: [www.nucor.com](http://www.nucor.com)  
 Sector: [Non-Precious Metals & Non-Metallic Mining](#)  
 Number of ETFs Holding NUE: 123 ([see which ones](#))  
 Total Market Value Held by ETFs: \$6,891,899,700.95  
 Total Market Capitalization: \$36,404,000,000  
 % of Market Cap. Held by ETFs: 18.93%

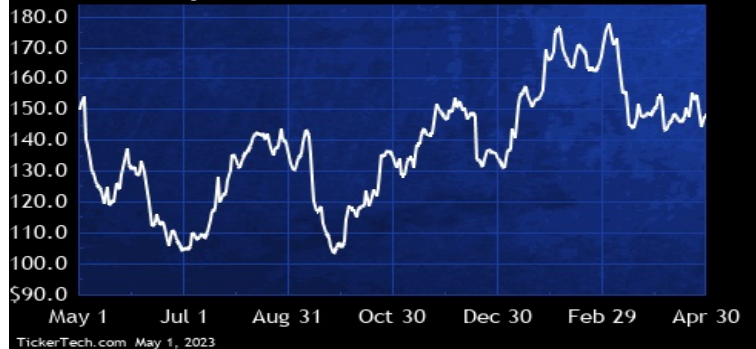
## NUE DIVIDEND HISTORY



TickerTech.com May 1, 2023

## NUE — 1.4% YIELD

### Nucor Corp.



Nucor manufactures steel and steel products. Co. has three segments: steel mills, which produces sheet steel, plate steel, structural steel and bar steel; steel products, which produces hollow structural section steel tubing, electrical conduit, steel racking, steel joists and joist girders, steel deck, fabricated concrete reinforcing steel, cold finished steel, steel fasteners, metal building systems, insulated metal panels, steel grating and expanded metal, and wire and wire mesh; and raw materials, which produces direct reduced iron (DRI), brokers ferrous and nonferrous metals, pig iron, hot briquetted iron and DRI, supplies ferro-alloys, and processes ferrous and nonferrous scrap metal.



Nothing in Dividend Channel is intended to be investment advice, nor does it represent the opinion of, counsel from, or recommendations by BNK Invest Inc. or any of its affiliates, subsidiaries or partners. None of the information contained herein constitutes a recommendation that any particular security, portfolio, transaction, or investment strategy is suitable for any specific person. All viewers agree that under no circumstances will BNK Invest, Inc., its subsidiaries, partners, officers, employees, affiliates, or agents be held liable for any loss or damage caused by your reliance on information obtained. By visiting, using or viewing this site, you agree to the following [Full Disclaimer & Terms of Service](#). Video widget and dividend videos powered by Market News Video. Quote data delayed at least 20 minutes; data powered by Ticker Technologies, and Mergent. [Contact Dividend Channel](#); [Meet Our Editorial Staff](#).

