

10 Dividend Paying Metals Stocks

<http://www.metalschannel.com/>

Metals Channel paired our coverage universe of metals stocks, with Dividend Channel's proprietary DividendRank formula, to bring you this list of 10 top ranked dividend paying metals stocks. The DividendRank formula considers a variety of data – dividend history & yield, book value, quarterly earnings – and compares it to the stock's trading data to come up with certain calculations about profitability and about the stock's valuation (whether we think it looks "cheap" or "expensive"). The result is this list of the top most "interesting" ideas that merit further research.



ARLP — KEY STATS

Name:	Alliance Resource Partners LP
Website:	www.arlp.com
Sector:	Metals & Mining
Number of ETFs Holding ARLP:	5 (see which ones)
Total Market Value Held by ETFs:	\$5,120,871.47
Total Market Capitalization:	\$2,690,000,000
% of Market Cap. Held by ETFs:	0.19%

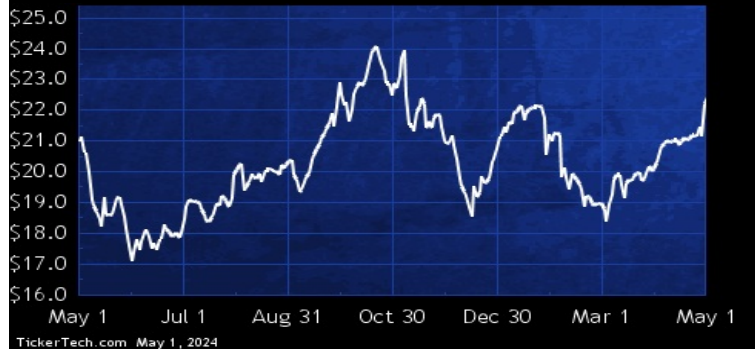
ARLP DIVIDEND HISTORY



TickerTech.com May 1, 2024

ARLP — 12.5% YIELD

Alliance Resource Partners LP

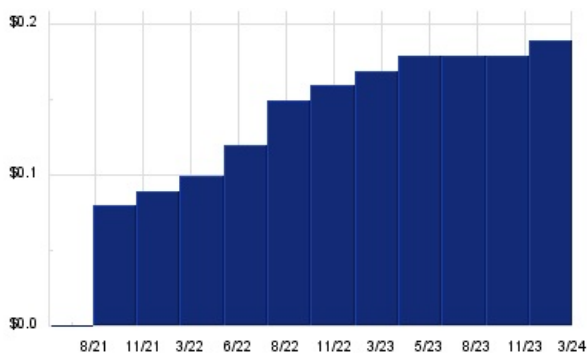


Alliance Resource Partners is a natural resource company. Co. is a coal producer in the eastern U.S. with underground mining complexes in Illinois, Indiana, Kentucky, Maryland, Pennsylvania, and West Virginia as well as a coal-loading terminal in Indiana on the Ohio River. Co. has four segments: Illinois Basin Coal Operations, which includes its operating mining complexes Gibson County Coal's mining complex; Appalachia Coal Operations, which includes its the Mettiki mining complex, the Tunnel Ridge mining complex and the MC Mining mining complex; Oil and Gas Royalties, which includes oil and gas mineral interests; and Coal Royalties, which includes coal mineral reserves and resources.

RYI — KEY STATS

Name:	Ryerson Holding Corp
Stock buyback:	RYI buyback
Website:	www.ir.ryerson.com
Sector:	Non-Precious Metals & Non-Metallic Mining
Number of ETFs Holding RYI:	33 (see which ones)
Total Market Value Held by ETFs:	\$123,642,356.21
Total Market Capitalization:	\$1,043,000,000
% of Market Cap. Held by ETFs:	11.85%

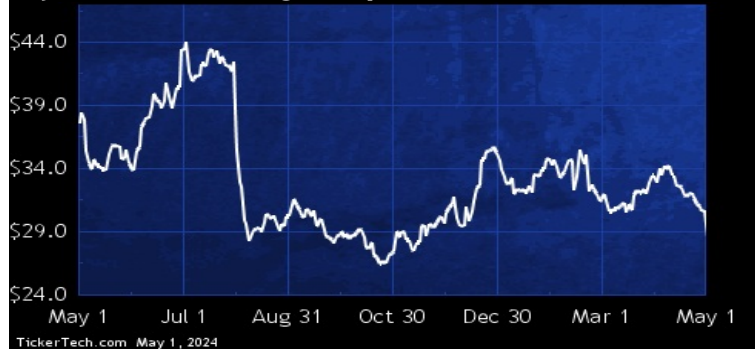
RYI DIVIDEND HISTORY



TickerTech.com May 1, 2024

RYI — 2.6% YIELD

Ryerson Holding Corp

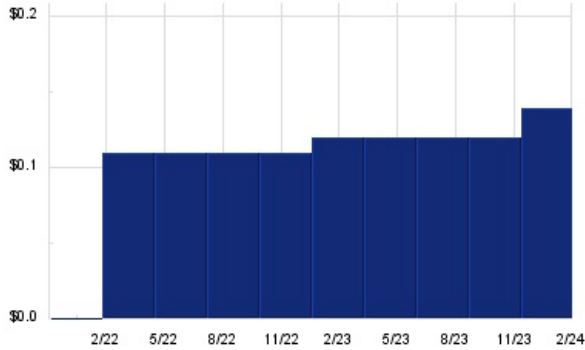


Ryerson Holding is a metals service center, a processor and distributor of industrial metals with operations in the U.S. through Joseph T. Ryerson & Son, Inc., in Canada through its subsidiary, Ryerson Canada, Inc., and in Mexico through its subsidiary, Ryerson Metals de Mexico, S. de R.L. de C.V. In addition, Co. conducts processing and distribution operations in China through an indirect wholly-owned subsidiary, Ryerson China Limited. Co. carries a line of products in stainless steel, aluminum, carbon steel, and alloy steels and a line of nickel and red metals in various shapes and forms. In addition to its metals products, Co. provides several processing and fabrication services.

METC — KEY STATS

Name:	Ramaco Resources Inc
Website:	www.ramacocoal.com
Sector:	Metals & Mining
Number of ETFs Holding METC:	19 (see which ones)
Total Market Value Held by ETFs:	\$66,402,032
Total Market Capitalization:	\$702,000,000
% of Market Cap. Held by ETFs:	9.46%

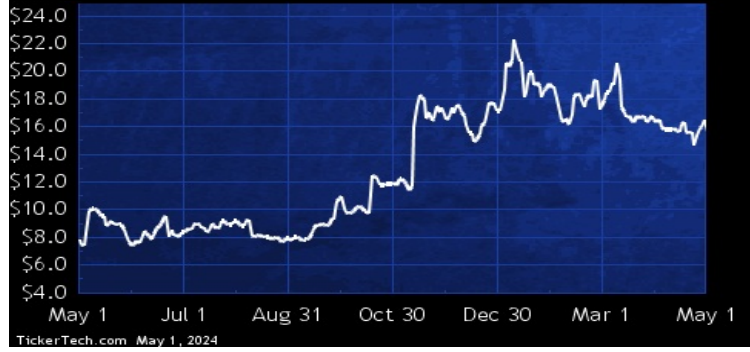
METC DIVIDEND HISTORY



TickerTech.com May 1, 2024

METC — 3.5% YIELD

Ramaco Resources Inc



Ramaco Resources is a holding company. Through its subsidiaries, Co. is an operator and developer of metallurgical coal in southern West Virginia, southwestern Virginia, and southwestern Pennsylvania. Co.'s development portfolio primarily includes four properties: Elk Creek mining complex, Berwind mining complex, RAM Mine and Knox Creek.

STLD — KEY STATS

Name:	Steel Dynamics Inc.
Stock buyback:	STLD buyback
Website:	www.steeldynamics.com
Sector:	Non-Precious Metals & Non-Metallic Mining
Number of ETFs Holding STLD:	121 (see which ones)
Total Market Value Held by ETFs:	\$3,908,629,288.88
Total Market Capitalization:	\$21,199,000,000
% of Market Cap. Held by ETFs:	18.44%

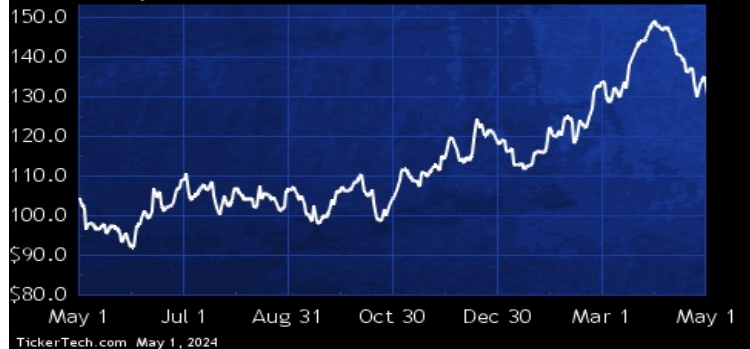
STLD DIVIDEND HISTORY



TickerTech.com May 1, 2024

STLD — 1.4% YIELD

Steel Dynamics Inc.

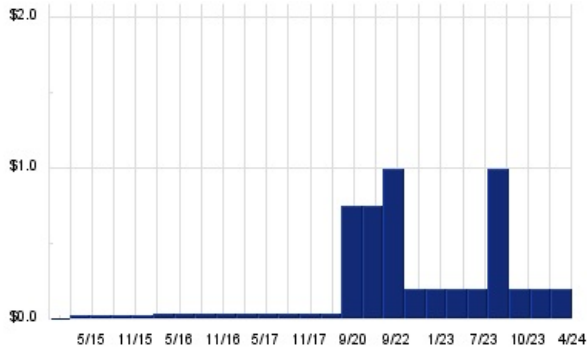


Steel Dynamics is a steel producer and metal recycler in the U.S. Co. manufactures and sells steel products, processes and sells recycled ferrous and nonferrous metals, and fabricates and sells steel joists and deck products. Co.'s segments include: Steel Operations, which produce steel from ferrous scrap and scrap substitutes, utilize continuous casting, automated rolling mills and various steel coating and process lines; Metals Recycling Operations, which include both ferrous and nonferrous scrap metal processing, transportation, marketing, brokerage and scrap management services; and Steel Fabrication Operations, which serve the non-residential construction industry throughout the U.S.

AMRK — KEY STATS

Name:	A-Mark Precious Metals, Inc
Stock buyback:	AMRK buyback
Website:	www.amark.com
Sector:	Precious Metals
Number of ETFs Holding AMRK:	24 (see which ones)
Total Market Value Held by ETFs:	\$76,018,074.72
Total Market Capitalization:	\$917,000,000
% of Market Cap. Held by ETFs:	8.29%

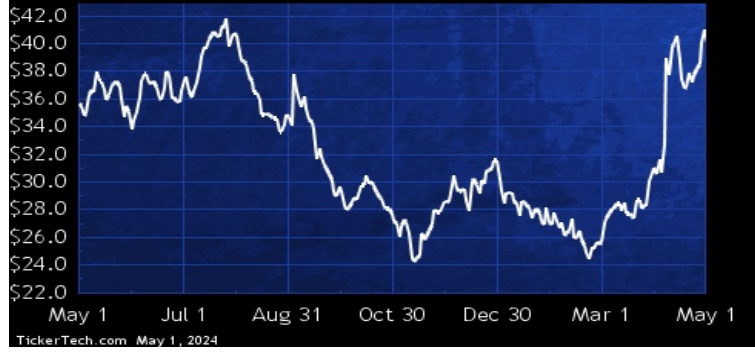
AMRK DIVIDEND HISTORY



TickerTech.com May 1, 2024

AMRK — 2.0% YIELD

A-Mark Precious Metals, Inc

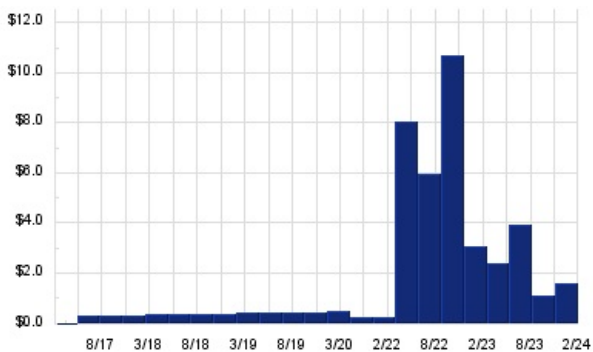


A-Mark Precious Metals is a precious metals platform that provides gold, silver, platinum, palladium, and copper bullion, numismatic coins, and related products to wholesale and retail customers. Co.'s segments are: Wholesale Sales and Ancillary Services, which include Industrial, Coin and Bar, Trading and Finance, Storage, Logistics, and Mint; Direct-to-Consumer, which operates via its subsidiaries, JM Bullion, Inc. and Goldline, Inc., which sell precious metals; and Secured Lending, which operates via its subsidiary, Collateral Finance Corporation, LLC, that originates and acquires commercial loans secured by bullion, numismatic coins, sports cards and sports memorabilia.

ARCH — KEY STATS

Name:	Arch Resources Inc (DE)
Stock buyback:	ARCH buyback
Website:	www.archcoal.com
Sector:	Metals & Mining
Number of ETFs Holding ARCH:	53 (see which ones)
Total Market Value Held by ETFs:	\$790,811,630.12
Total Market Capitalization:	\$2,979,000,000
% of Market Cap. Held by ETFs:	26.55%

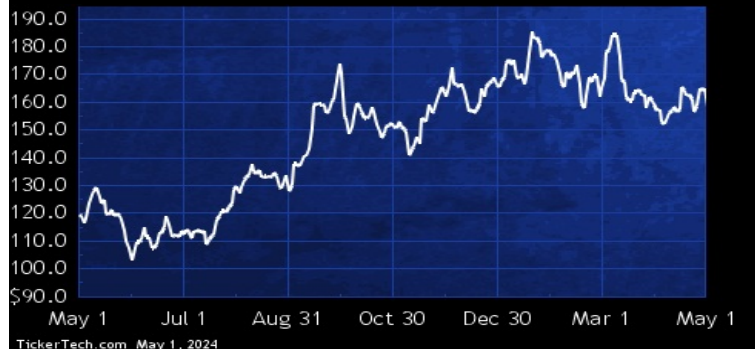
ARCH DIVIDEND HISTORY



TickerTech.com May 1, 2024

ARCH — 0.6% YIELD

Arch Resources Inc

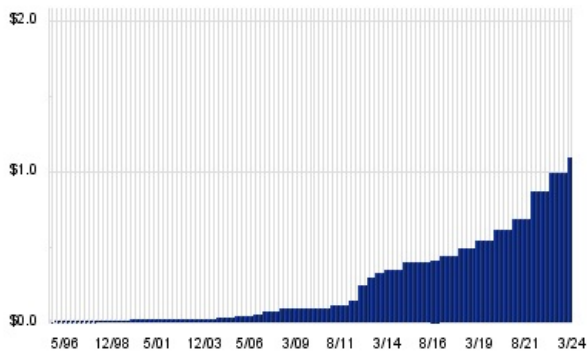


Arch Coal is a coal producer and a producer of metallurgical coal. Co. sells substantially all of its coal to steel mills, power plants and industrial facilities. Co. operates several active mines. Co.'s reportable business segments are based on two lines of business, metallurgical coal and thermal coal, and may include a number of mine complexes. Co. reports its results of operations primarily through the following reportable segments: Metallurgical segment, containing its metallurgical operations in West Virginia, and the Thermal segment containing its thermal operations in Wyoming and Colorado.

RS — KEY STATS

Name:	Reliance Inc
Website:	www.rsac.com
Sector:	<u>Non-Precious Metals & Non-Metallic Mining</u>
Number of ETFs Holding RS:	95 (see which ones)
Total Market Value Held by ETFs:	\$3,533,500,434.66
Total Market Capitalization:	\$16,689,000,000
% of Market Cap. Held by ETFs:	21.17%

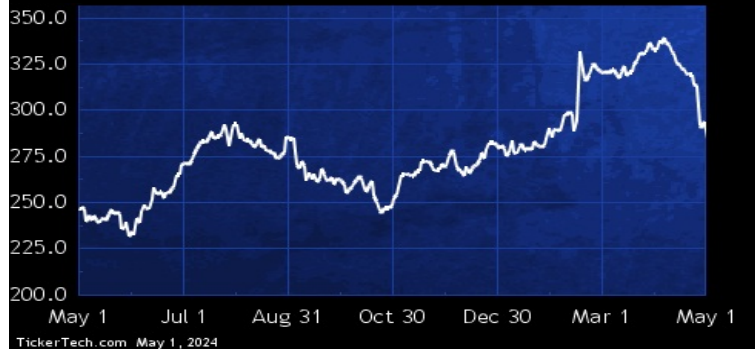
RS DIVIDEND HISTORY



TickerTech.com May 1, 2024

RS — 1.6% YIELD

Reliance Inc

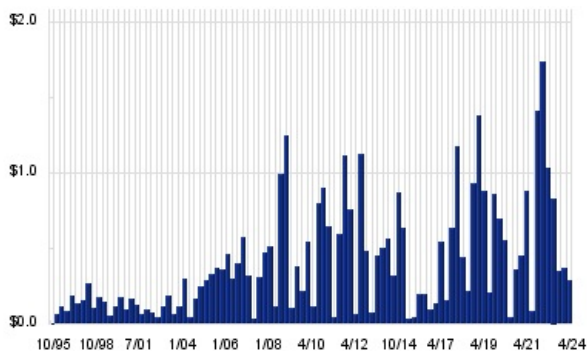


Reliance Steel & Aluminum is a metal solutions provider and a metals service center company in North America (U.S. and Canada). Co. provides metals processing services and distributes a line of metal products, including alloy, aluminum, brass, copper, carbon steel, stainless steel, titanium and specialty steel products, to its customers in a range of industries, including general manufacturing, non-residential construction, transportation, aerospace, energy, electronics and semiconductor fabrication, and heavy industry. Co. also services the auto industry, primarily through its toll processing operations where it processes the metal for a fee, without taking ownership of the metal.

MSB — KEY STATS

Name:	Mesabi Trust
Website:	www.mesabi-trust.com
Sector:	<u>Non-Precious Metals & Non-Metallic Mining</u>
Number of ETFs Holding MSB:	4 (see which ones)
Total Market Value Held by ETFs:	\$14,787,016
Total Market Capitalization:	\$227,000,000
% of Market Cap. Held by ETFs:	6.51%

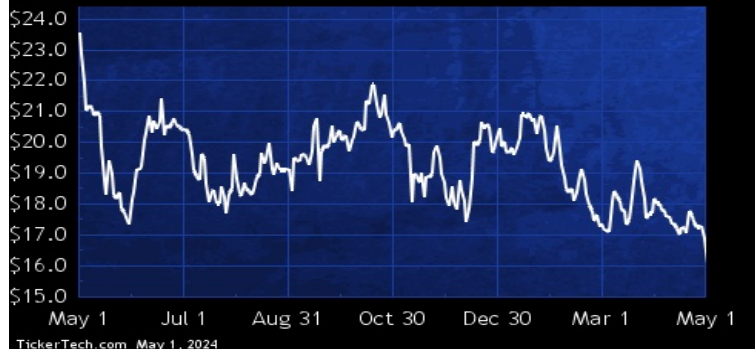
MSB DIVIDEND HISTORY



TickerTech.com May 1, 2024

MSB — 7.2% YIELD

Mesabi Trust



Mesabi Trust is a trust that holds all of the interests formerly owned by Mesabi Iron Company. The principal assets of Co. consist of two different interests in certain properties in the Mesabi Iron Range: Co.'s interest as assignor in the Amended Assignment of Peters Lease and the Amended Assignment of Cloquet Lease in St. Louis County, MN (the Peters Lease Lands and the Cloquet Lease Lands, respectively); and Co.'s ownership of the entire beneficial interest in the Mesabi Land Trust, which has a 20% interest as fee owner in the Peters Lease Lands and a 100% fee ownership in certain non-mineral-bearing lands adjacent to the Peters and Cloquet Lease Lands.

TX — KEY STATS

Name:	Ternium S A
Website:	www.ternium.com
Sector:	Non-Precious Metals & Non-Metallic Mining
Number of ETFs Holding TX:	4 (see which ones)
Total Market Value Held by ETFs:	\$6,155,730
Total Market Capitalization:	\$86,365,000,000
% of Market Cap. Held by ETFs:	0.01%

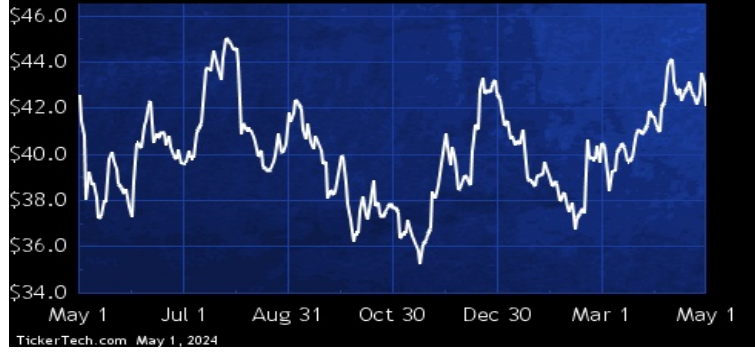
TX DIVIDEND HISTORY



TickerTech.com May 1, 2024

TX — 10.4% YIELD

Ternium S A

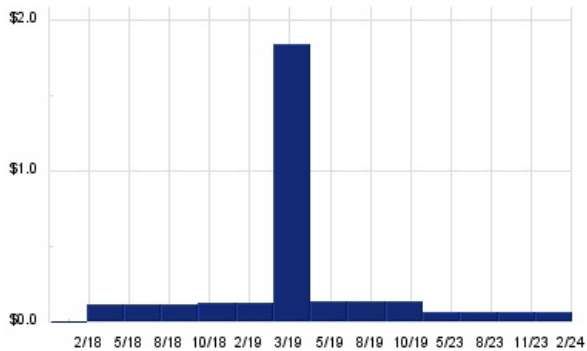


Ternium is a holding company. Through its subsidiaries, Co. is a flat steel producer. Co. is organized into two reportable segments: Steel and Mining. The Steel segment includes the sales of steel products, which comprises slabs, hot rolled coils and sheets, cold rolled coils and sheets, tin plate, welded pipes, hot dipped galvanized and electro-galvanized sheets, pre-painted sheets, billets (steel in its basic, semi-finished state), wire rod and bars and other tailor-made products to serve its customers' requirements. The Mining segment includes the sales of mining products, mainly iron ore and pellets, and comprises the mining activities of Las Encinas, an iron ore mining company.

BTU — KEY STATS

Name:	Peabody Energy Corp (New)
Website:	www.peabodyenergy.com
Sector:	Metals & Mining
Number of ETFs Holding BTU:	50 (see which ones)
Total Market Value Held by ETFs:	\$712,744,541.84
Total Market Capitalization:	\$3,036,000,000
% of Market Cap. Held by ETFs:	23.48%

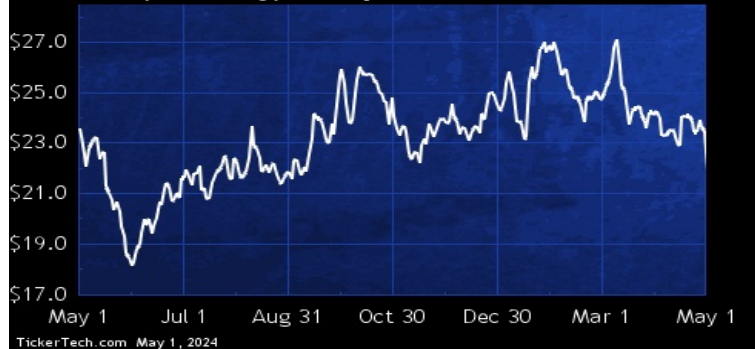
BTU DIVIDEND HISTORY



TickerTech.com May 1, 2024

BTU — 1.4% YIELD

Peabody Energy Corp



Peabody Energy is a producer of metallurgical and thermal coal. In addition to its mining operations, Co. markets and brokers coal from other coal producers, both as principal and agent, and trades coal and freight-related contracts. Co. operates primarily through the following reportable segments: Seaborne Thermal Mining, which consists of mines in New South Wales, Australia; Seaborne Metallurgical Mining, which consists of mines in Queensland, Australia, New South Wales, Australia and Alabama; Powder River Basin Mining, which consists of its mines in Wyoming; and Other U.S. Thermal Mining, which reflects the aggregation of its Illinois, Indiana, New Mexico and Colorado mining operations.



Nothing in Dividend Channel is intended to be investment advice, nor does it represent the opinion of, counsel from, or recommendations by BNK Invest Inc. or any of its affiliates, subsidiaries or partners. None of the information contained herein constitutes a recommendation that any particular security, portfolio, transaction, or investment strategy is suitable for any specific person. All viewers agree that under no circumstances will BNK Invest, Inc., its subsidiaries, partners, officers, employees, affiliates, or agents be held liable for any loss or damage caused by your reliance on information obtained. By visiting, using or viewing this site, you agree to the following [Full Disclaimer & Terms of Service](#). Video widget and dividend videos powered by Market News Video. Quote data delayed at least 20 minutes; data powered by Ticker Technologies, and Mergent. [Contact Dividend Channel](#); [Meet Our Editorial Staff](#).