

10 Dividend Paying Metals Stocks

<http://www.metalschannel.com/>

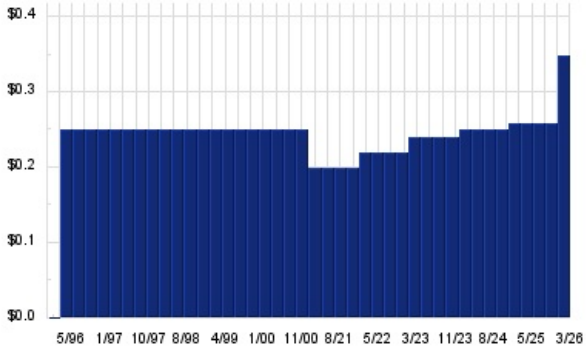
Metals Channel paired our coverage universe of metals stocks, with Dividend Channel's proprietary DividendRank formula, to bring you this list of 10 top ranked dividend paying metals stocks. The DividendRank formula considers a variety of data – dividend history & yield, book value, quarterly earnings – and compares it to the stock's trading data to come up with certain calculations about profitability and about the stock's valuation (whether we think it looks "cheap" or "expensive"). The result is this list of the top most "interesting" ideas that merit further research.



CCK — KEY STATS

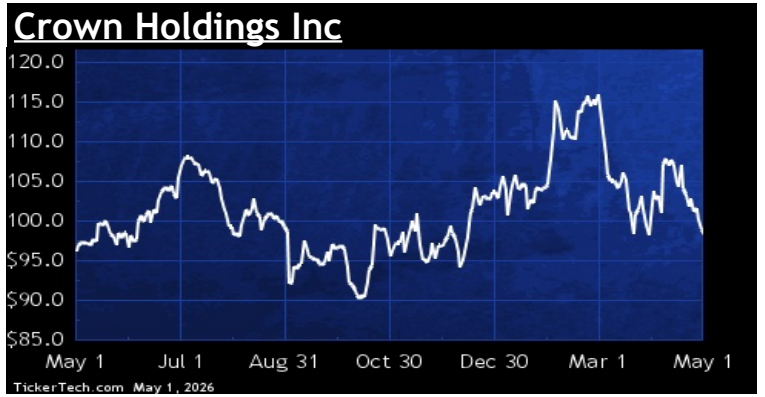
Name:	Crown Holdings Inc
Stock buyback:	CCK buyback
Website:	www.crowncork.com
Sector:	Metals Fabrication & Products
Number of ETFs Holding CCK:	136 (see which ones)

CCK DIVIDEND HISTORY



TickerTech.com May 1, 2026

CCK — 1.4% YIELD

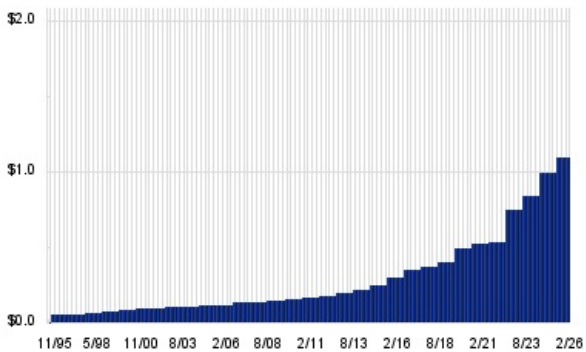


Crown Holdings, Inc. designs, manufactures and sells packaging products for consumer goods and industrial products. Co.'s segments include Americas Beverage, European Beverage, Asia Pacific, Transit Packaging and Other. The Americas Beverage segment manufactures infinitely recyclable aluminum beverage cans and ends, glass bottles, steel crowns and aluminum caps. The European Beverage segment manufactures infinitely recyclable aluminum beverage cans and ends in Europe, the Middle East and North Africa. The Asia Pacific segment consists of beverage can and non-beverage can operations, primarily food cans and specialty packaging.

CSL — KEY STATS

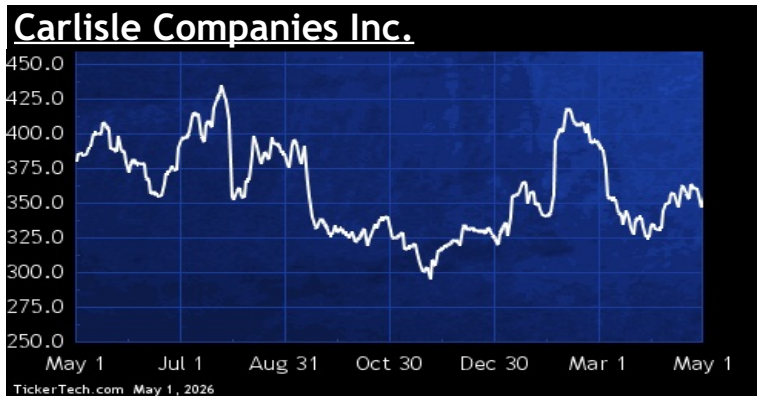
Name:	Carlisle Companies Inc.
Stock buyback:	CSL buyback
Website:	www.carlisle.com
Sector:	Metals Fabrication & Products
Number of ETFs Holding CSL:	193 (see which ones)

CSL DIVIDEND HISTORY



TickerTech.com May 1, 2026

CSL — 1.2% YIELD

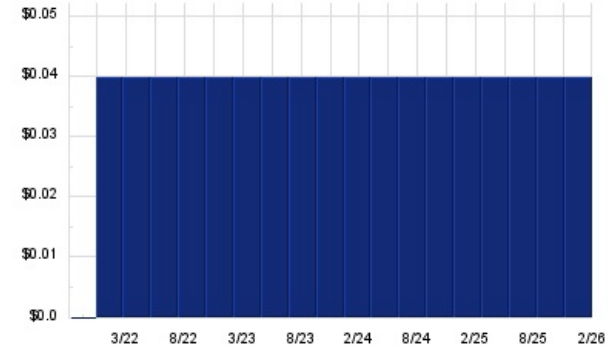


Carlisle Companies Incorporated is a manufacturer and supplier of building envelope products and solutions that enable energy efficiency in buildings. Co. operates through two segments: Carlisle Construction Materials (CCM) and Carlisle Weatherproofing Technologies (CWT). The CCM segment produces a complete line of single-ply roofing products and warranted roof systems and accessories for the commercial building industry, including ethylene propylene diene monomer (EPDM), thermoplastic polyolefin (TPO) and polyvinyl chloride (PVC) membrane, polyiso insulation, and engineered metal roofing and wall panel systems for commercial and residential buildings.

TRS — KEY STATS

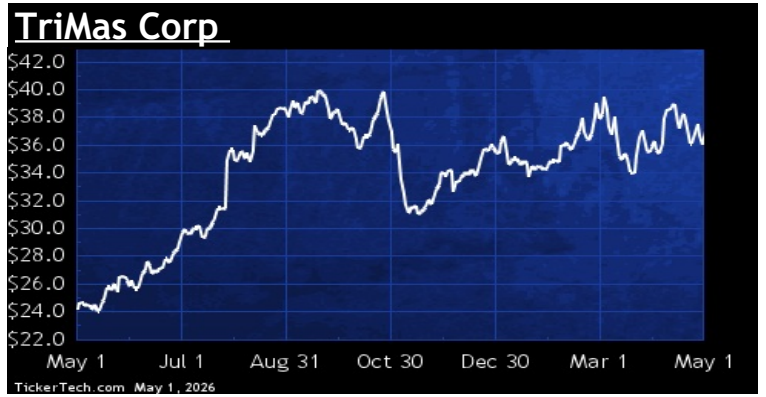
Name:	TriMas Corp (New)
Stock buyback:	TRS buyback
Website:	www.trimascorp.com
Sector:	Metals Fabrication & Products
Number of ETFs Holding TRS:	65 (see which ones)

TRS DIVIDEND HISTORY



TickerTech.com May 1, 2026

TRS — 0.4% YIELD

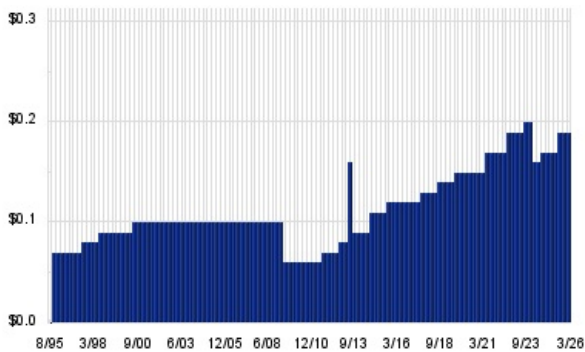


TriMas Corporation manufactures a diverse set of products primarily for the consumer products, aerospace and industrial markets through its TriMas Packaging, TriMas Aerospace and Specialty Products groups. Co.'s segments include Packaging, Aerospace and Specialty Products. The Packaging segment consists of the Rieke, Affaba & Ferrari, Taplast, Rapak, Plastic Srl, Aarts Packaging, Intertech and Omega brands. Co. develops and manufactures a range of dispensing products, polymeric and steel caps and closures, polymeric jar products, fully integrated dispensers for fill-ready bag-in-box applications, and consumable vascular delivery and diagnostic test components.

WOR — KEY STATS

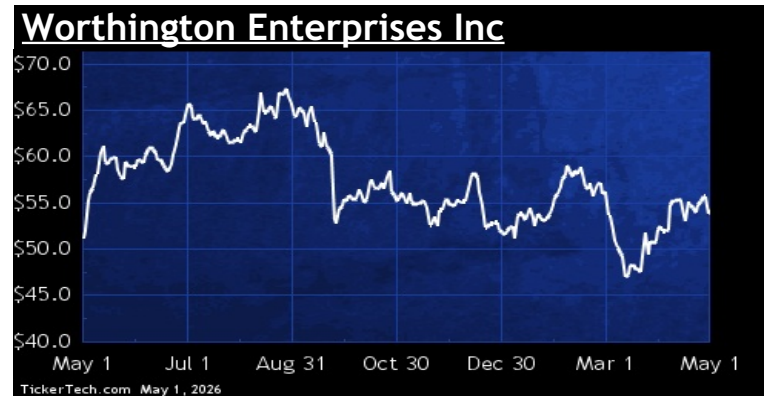
Name:	Worthington Enterprises Inc
Stock buyback:	WOR buyback
Website:	www.worthingtonindustries.com
Sector:	Non-Precious Metals & Non-Metallic Mining
Number of ETFs Holding WOR:	91 (see which ones)

WOR DIVIDEND HISTORY



TickerTech.com May 1, 2026

WOR — 1.4% YIELD

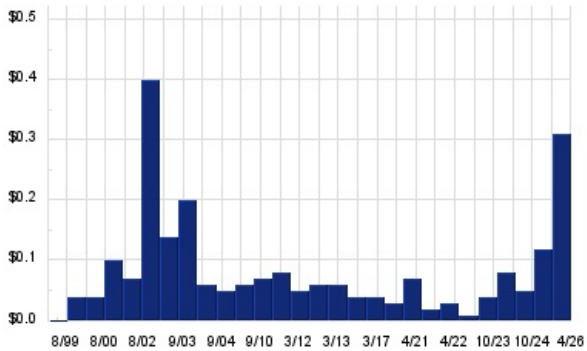


Worthington Enterprises, Inc. is a designer and manufacturer of brands that enable people to live safer, healthier and more expressive lives. Co. operates through two primary business segments: building products and consumer products. The Building Products segment includes cooking, heating, cooling and water solutions, architectural and acoustical grid ceilings and metal framing and accessories. The Consumer Products segment provides solutions for the tools, outdoor living and celebrations categories. Its product includes propane-filled cylinders for torches, camping stoves and other applications.

HMY — KEY STATS

Name:	Harmony Gold Mining Co. Ltd.
Website:	www.harmony.co.za
Sector:	Precious Metals
Number of ETFs Holding HMY:	20 (see which ones)

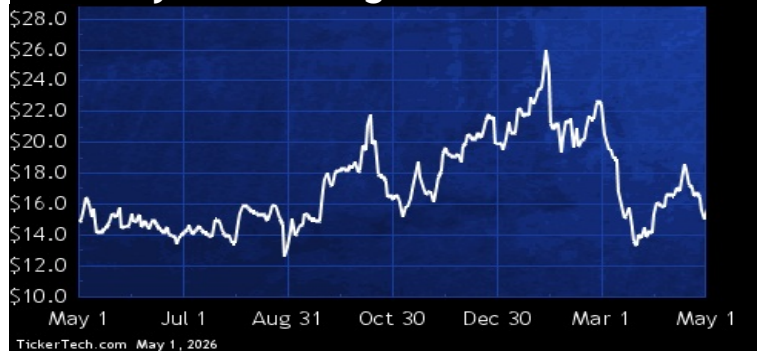
HMY DIVIDEND HISTORY



TickerTech.com May 1, 2026

HMY — 4.1% YIELD

Harmony Gold Mining Co. Ltd.

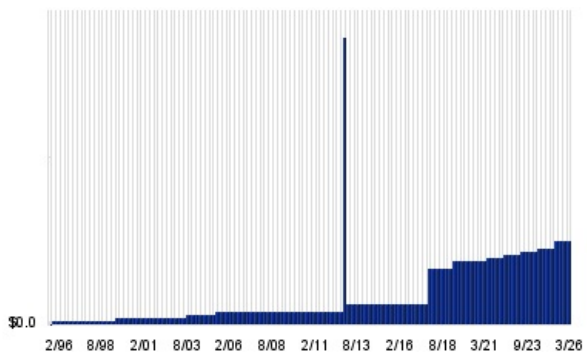


Harmony Gold Mining Co. Limited is a South Africa-based gold mining and exploration company. Co. is engaged in gold mining and related activities, including exploration, extraction, and processing. Co.'s segments include South Africa Underground, Surface, and International. In South Africa, its underground operations are located within the Witwatersrand Basin, which include one in the Klerksdorp goldfield, three in the West Rand and five in the Free State, in the southern portion of the Witwatersrand Basin. In addition, it has an open pit mine, Kalgold, on the Kraaipan Greenstone Belt as well as several surface treatment operations.

NC — KEY STATS

Name:	NACCO Industries Inc
Stock buyback:	NC buyback
Website:	www.nacco.com
Sector:	Metals & Mining
Number of ETFs Holding NC:	34 (see which ones)

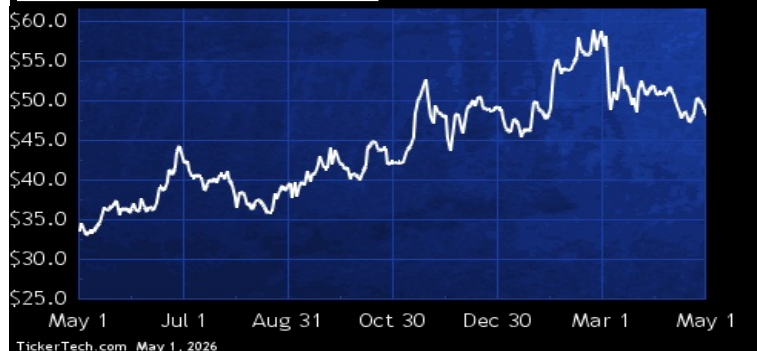
NC DIVIDEND HISTORY



TickerTech.com May 1, 2026

NC — 2.1% YIELD

NACCO Industries Inc

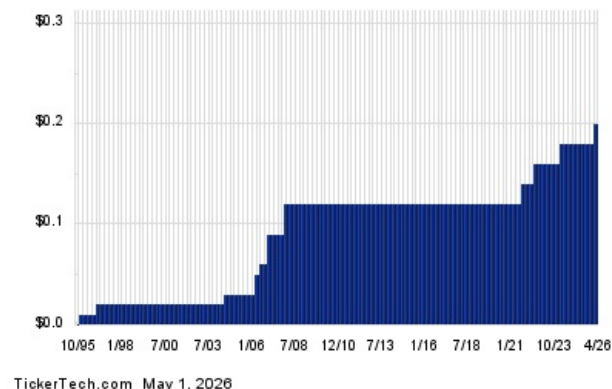


NACCO Industries, Inc. is a holding company. It brings natural resources to life by delivering aggregates, minerals, reliable fuels and environmental solutions through its robust portfolio of NACCO Natural Resources businesses. Co.'s segments include Coal Mining, North American Mining (NAMining) and Minerals Management. The Coal Mining segment operates surface coal mines for power generation companies. The NAMining segment is a mining partner for producers of aggregates, activated carbon, lithium and other industrial minerals. The Minerals Management segment, which includes the Catapult Mineral Partners (Catapult) business, acquires and promotes the development of mineral interests.

CMC — KEY STATS

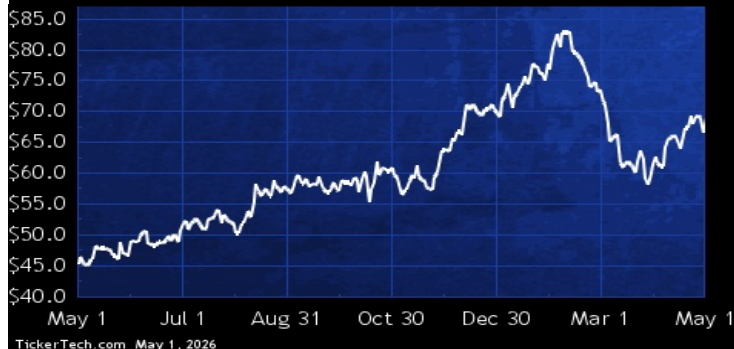
Name:	Commercial Metals Co.
Stock buyback:	CMC buyback
Website:	www.cmc.com
Sector:	Non-Precious Metals & Non-Metallic Mining
Number of ETFs Holding CMC:	146 (see which ones)

CMC DIVIDEND HISTORY



CMC — 1.2% YIELD

Commercial Metals Co.

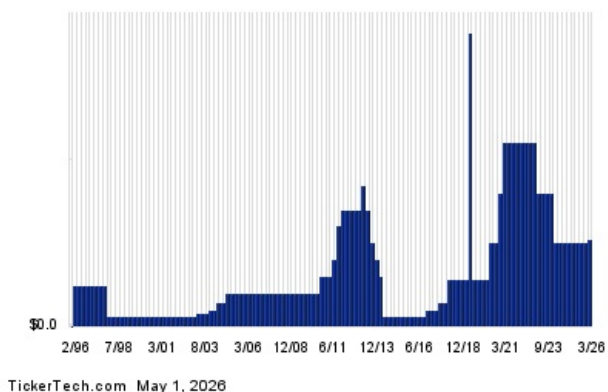


Commercial Metals Co. is engaged in offering products and technologies for the global construction sector through manufacturing network principally located in the U.S. and Central Europe. Co.'s solutions support construction across a variety of applications, including infrastructure, non-residential, residential, industrial, and energy generation and transmission. Its segments include North America and Europe. The North America segment provides a diverse offering of products and solutions to support the construction sector composed primarily of a vertically integrated network of recycling facilities, steel mills and fabrication operations.

NEM — KEY STATS

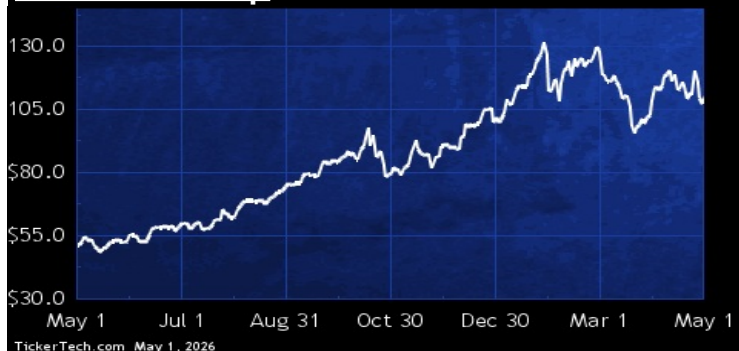
Name:	Newmont Corp
Website:	www.newmont.com
Sector:	Precious Metals
Number of ETFs Holding NEM:	321 (see which ones)

NEM DIVIDEND HISTORY



NEM — 0.9% YIELD

Newmont Corp

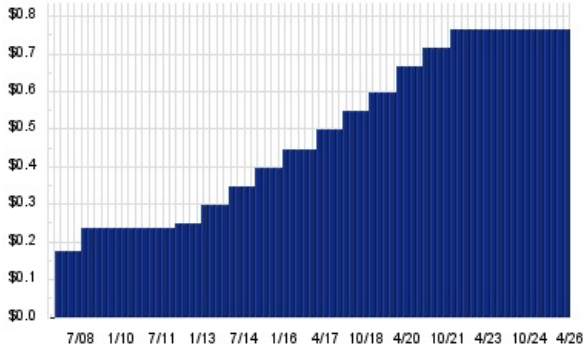


Newmont Corporation is a gold company and a producer of copper, zinc, lead, and silver. Co.'s portfolio of assets and prospects is anchored in mining jurisdictions in Africa, Australia, Latin America & Caribbean, North America, and Papua New Guinea. Its African operations include Ahafo and Akyem. Its Australian operations include Boddington, Cadia, Tanami and Telfer. Its Latin America and Caribbean (LATAC) operations include Cerro Negro, Merian, Penasquito, Pueblo Viejo JV and Yanacocha. Its North American projects include Brucejack, Cripple Creek & Victor, Eleonore, Musselwhite, Nevada Gold Mines JV, Porcupine and Red Chris. Its Papua New Guinea projects include Lihir.

KALU — KEY STATS

Name:	Kaiser Aluminum Corp.
Stock buyback:	KALU buyback
Website:	www.kaiseraluminum.com
Sector:	Non-Precious Metals & Non-Metallic Mining
Number of ETFs Holding KALU:	101 (see which ones)

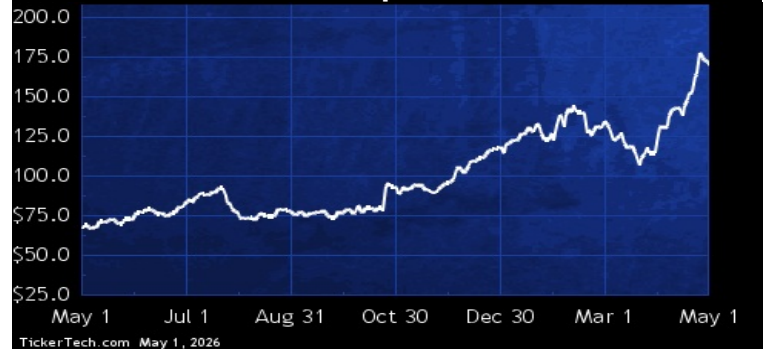
KALU DIVIDEND HISTORY



TickerTech.com May 1, 2026

KALU — 1.8% YIELD

Kaiser Aluminum Corp.

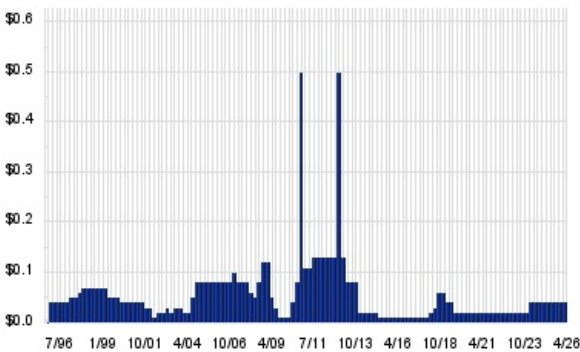


Kaiser Aluminum Corporation is a producer of semi-fabricated specialty aluminum products. Co.'s fabricated aluminum mill products include flat-rolled (plate, sheet, and coil), extruded (rod, bar, hollows, and shapes), drawn (rod, bar, pipe, tube and wire) and certain cast aluminum products. Its business focuses on producing rolled, extruded, and drawn aluminum products used principally for aerospace and defense, aluminum beverage and food packaging, general engineering that include consumer durables, electronics and products for electrical and machinery and equipment applications and automotive products.

FRD — KEY STATS

Name:	Friedman Industries, Inc.
Stock buyback:	FRD buyback
Website:	www.friedmanindustries.com
Sector:	Non-Precious Metals & Non-Metallic Mining
Number of ETFs Holding FRD:	25 (see which ones)

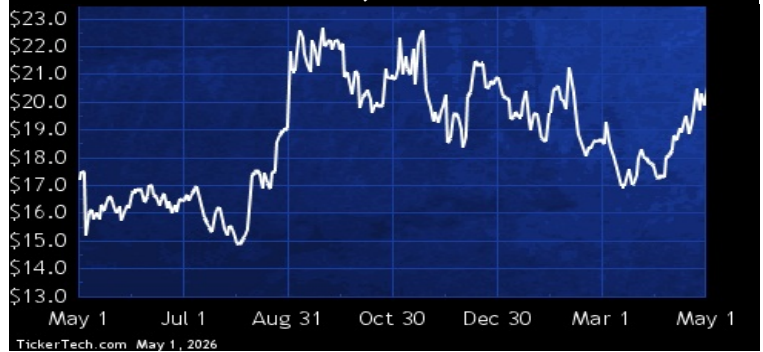
FRD DIVIDEND HISTORY



TickerTech.com May 1, 2026

FRD — 0.8% YIELD

Friedman Industries, Inc.



Friedman Industries, Incorporated is a manufacturer and processor of steel products. Its segments include flat-roll products and tubular products. The flat-roll product segment consists of the operation of five hot-rolled coil processing facilities located in Hickman, Arkansas; Decatur, Alabama; East Chicago, Indiana; Granite City, Illinois, and Sinton, Texas. The Hickman, Granite City and East Chicago facilities operate temper mills and cut-to-length lines. The Decatur and Sinton facilities operate stretcher leveler cut-to-length lines. The tubular product segment consists of the Co.'s Texas Tubular Products division (TTP) located in Lone Star, Texas.



Nothing in Dividend Channel is intended to be investment advice, nor does it represent the opinion of, counsel from, or recommendations by BNK Invest Inc. or any of its affiliates, subsidiaries or partners. None of the information contained herein constitutes a recommendation that any particular security, portfolio, transaction, or investment strategy is suitable for any specific person. All viewers agree that under no circumstances will BNK Invest, Inc., its subsidiaries, partners, officers, employees, affiliates, or agents be held liable for any loss or damage caused by your reliance on information obtained. By visiting, using or viewing this site, you agree to the following [Full Disclaimer & Terms of Service](#). Video widget and dividend videos powered by Market News Video. Quote data delayed at least 20 minutes; data powered by Ticker Technologies, and Mergent. [Contact Dividend Channel](#); [Meet Our Editorial Staff](#).

