

## 10 Dividend Paying Metals Stocks

<http://www.metalschannel.com/>

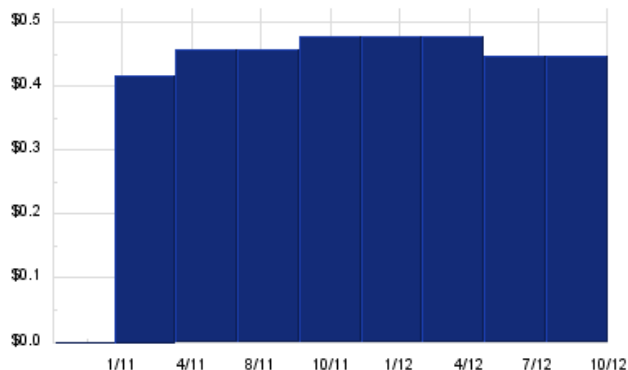
Metals Channel paired our coverage universe of metals stocks, with Dividend Channel's proprietary DividendRank formula, to bring you this list of 10 top ranked dividend paying metals stocks. The DividendRank formula considers a variety of data – dividend history & yield, book value, quarterly earnings – and compares it to the stock's trading data to come up with certain calculations about profitability and about the stock's valuation (whether we think it looks "cheap" or "expensive"). The result is this list of the top most "interesting" ideas that merit further research.



## RNO — Key Stats

Name:	Rhino Resource Partners LP
Website:	<a href="http://www.rhinolp.com">www.rhinolp.com</a>
Sector:	<u>Metals &amp; Mining</u>
Number of ETFs Holding RNO:	3 ( <u>see which ones</u> )
Total Market Value Held by ETFs:	\$513,884
Total Market Capitalization:	\$192,000,000
% of Market Cap. Held by ETFs:	0.27%

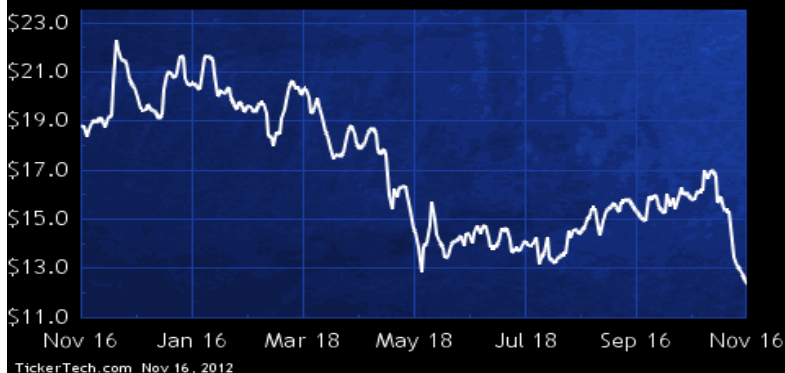
## RNO Dividend History



TickerTech.com Nov 16, 2012

## RNO — 14.4% Yield

### Rhino Resource Partners LP



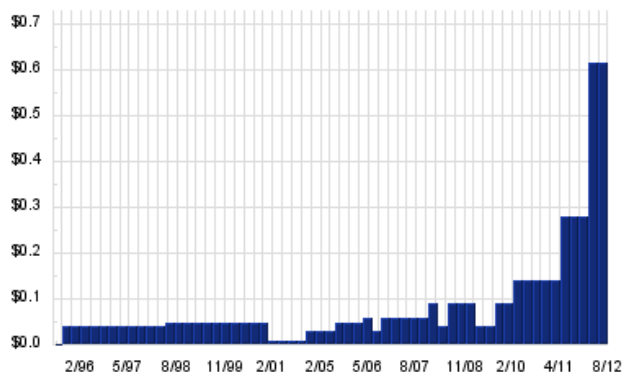
TickerTech.com Nov 16, 2012

Rhino Resource Partners is engaged in controlling and operating coal properties and investing in other natural resource assets. Co. produces, processes, and sells coal of various steam and metallurgical grades. Co. also mines limestone. In addition to its mining operations, Co. operates several subsidiaries which provide auxiliary services for its coal mining operations. As of Dec 31 2011, Co. controlled an estimated 437.0 million tons of proven and probable reserves. As of Dec 31 2011, Rhino Eastern LLC, a joint venture in which Co. owned a 51% membership interest and for which Co. served as manager, controlled an estimated 43.4 million tons of proven and probable coal reserves.

## CLF — Key Stats

Name:	Cliffs Natural Resources, Inc.
Website:	<a href="http://www.cliffsnaturalresources.com">www.cliffsnaturalresources.com</a>
Sector:	<u>Non-Precious Metals &amp; Non-Metallic Mining</u>
Number of ETFs Holding CLF:	63 ( <u>see which ones</u> )
Total Market Value Held by ETFs:	\$196,759,403
Total Market Capitalization:	\$5,024,000,000
% of Market Cap. Held by ETFs:	3.92%

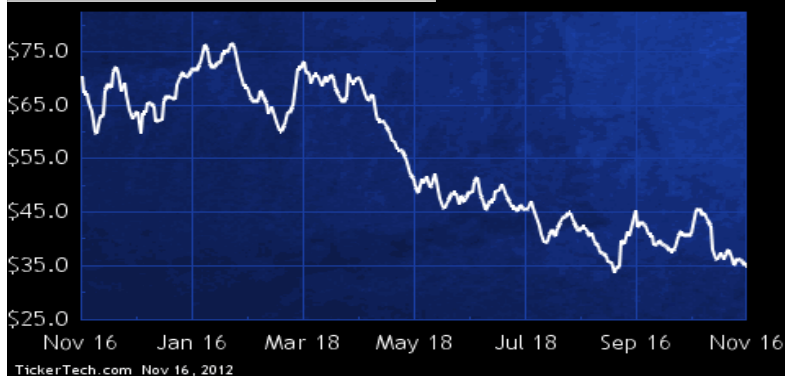
## CLF Dividend History



TickerTech.com Nov 16, 2012

## CLF — 7.1% Yield

### Cliffs Natural Resources, Inc.



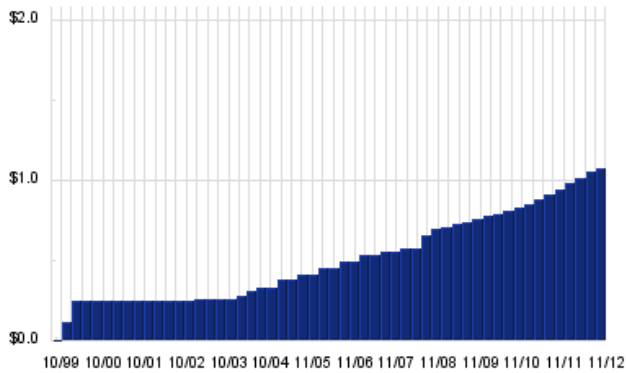
TickerTech.com Nov 16, 2012

Cliffs Natural Resources is a mining and natural resources company. As of Dec 31 2011, Co. operated five iron ore mines in Michigan and Minnesota, five metallurgical coal mines in West Virginia and Alabama, and one thermal coal mine in West Virginia. Co. also operates two iron ore mines in Eastern Canada. Co.'s Asia Pacific operations are comprised of two iron ore mining complexes in Western Australia, and a 45.0% economic interest in a coking and thermal coal mine in Queensland, Australia. In Latin America, Co. has a 30.0% interest in Amapa, a Brazilian iron ore project, and in Ontario, Canada, Co. has a key chromite project in the pre-feasibility stage of exploration.

## ARLP – Key Stats

Name:	Alliance Resource Partners, L.P.
Website:	<a href="http://www.arlp.com">www.arlp.com</a>
Sector:	<u>Metals &amp; Mining</u>
Number of ETFs Holding ARLP:	3 (see which ones)
Total Market Value Held by ETFs:	\$4,381,838
Total Market Capitalization:	\$2,010,000,000
% of Market Cap. Held by ETFs:	0.22%

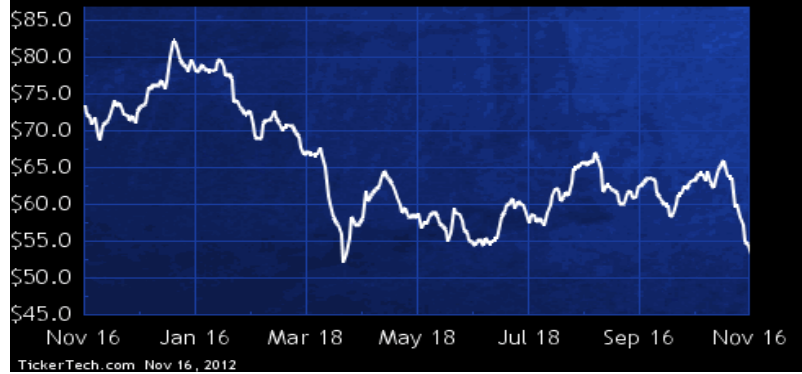
## ARLP Dividend History



TickerTech.com Nov 16, 2012

## ARLP – 8.2% Yield

### Alliance Resource Partners, L.P.

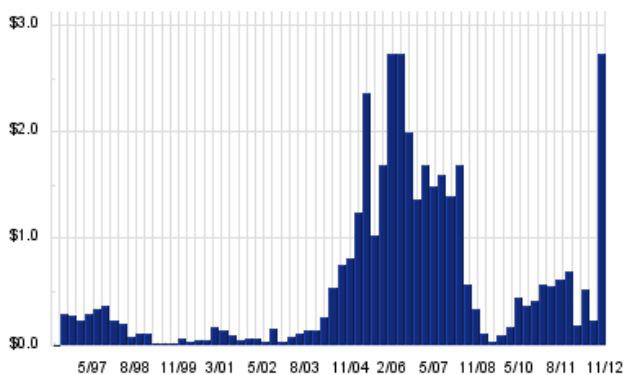


Alliance Resource Partners is a producer and marketer of a range of steam coals with varying sulfur and heat contents primarily to U.S. utilities and industrial users. In addition, Co. develops and markets additional services, which include ash and scrubber sludge removal, coal yard maintenance and arranging alternate transportation services. As of Dec 31 2010, Co. operated nine underground mining complexes in Illinois, Indiana, Kentucky, Maryland, and West Virginia. Also, at such date, Co. had approximately 697.4 million tons of coal reserves in Illinois, Indiana, Kentucky, Maryland, Pennsylvania and West Virginia.

## SCCO – Key Stats

Name:	Southern Copper Corp
Website:	<a href="http://www.southernperu.com">www.southernperu.com</a>
Sector:	<u>Non-Precious Metals &amp; Non-Metallic Mining</u>
Number of ETFs Holding SCCO:	50 (see which ones)
Total Market Value Held by ETFs:	\$225,747,194
Total Market Capitalization:	\$28,140,000,000
% of Market Cap. Held by ETFs:	0.80%

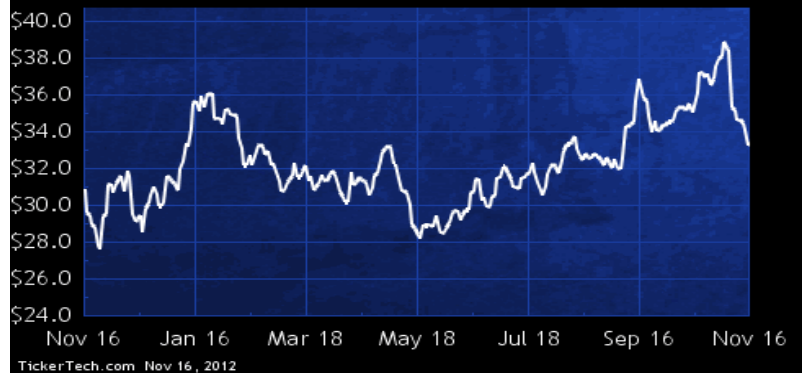
## SCCO Dividend History



TickerTech.com Nov 16, 2012

## SCCO – 33.0% Yield

### Southern Copper Corp

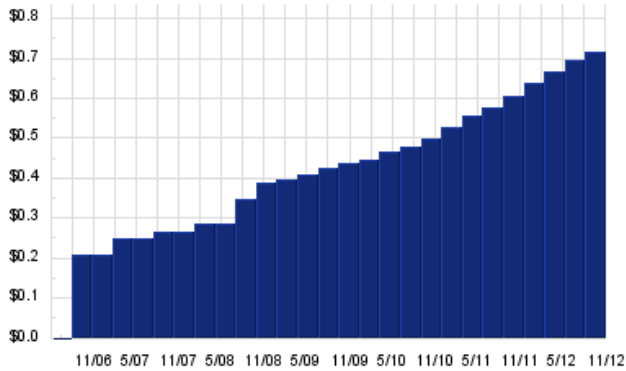


Southern Copper produces copper, molybdenum, zinc and silver. Co.'s mining, smelting and refining facilities are located in Peru and in Mexico, and it conducts exploration activities in those countries and in Argentina, Chile and Ecuador. Co.'s Peruvian copper operations involve mining, milling and flotation of copper ore to produce copper concentrates and molybdenum concentrates; the smelting of copper concentrates to produce anode copper; and the refining of anode copper to produce copper cathodes. Co. also produces molybdenum concentrate and refined silver. Co.'s Mexican operations are primarily engaged in the mining and processing of copper, molybdenum, zinc, silver, gold and lead.

## AHGP — Key Stats

Name:	Alliance Holdings Group LP
Website:	<a href="http://www.ahgp.com">www.ahgp.com</a>
Sector:	Metals & Mining
Number of ETFs Holding AHGP:	4 (see which ones)
Total Market Value Held by ETFs:	\$6,336,744
Total Market Capitalization:	\$2,733,000,000
% of Market Cap. Held by ETFs:	0.23%

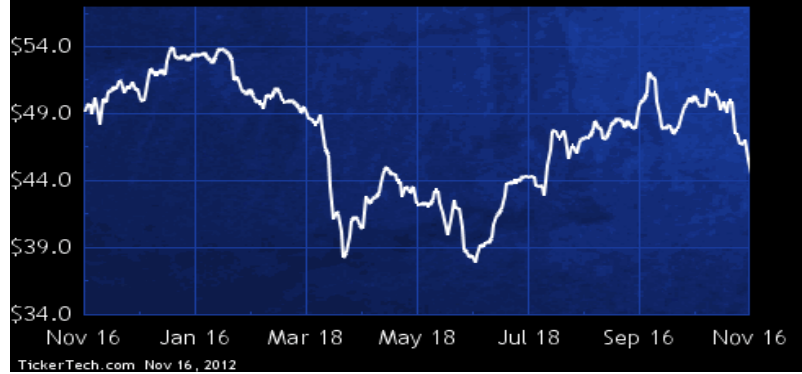
## AHGP Dividend History



TickerTech.com Nov 16, 2012

## AHGP — 6.5% Yield

### Alliance Holdings Group LP

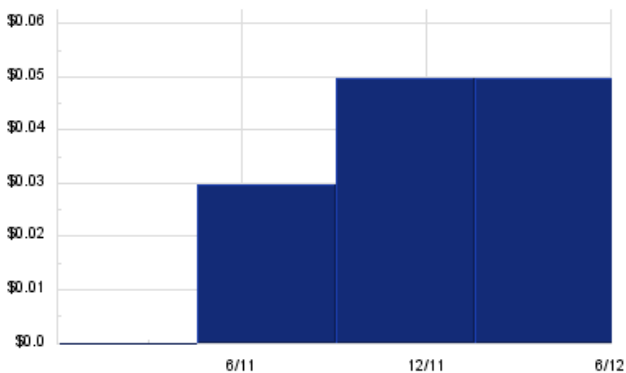


Alliance Holdings Group is a limited partnership. Co. owns 100.0% of the members' interest in Alliance Resource Management GP, LLC, the managing general partner of Alliance Resource Partners, L.P. (ARLP). ARLP conducts substantially all of its business through its wholly-owned subsidiary, Alliance Resource Operating Partners, L.P. ARLP and its subsidiaries (ARLP Partnership) are a producer and marketer of coal primarily to U.S. utilities and industrial users, and produce a range of steam coals with several sulfur and heat contents. As of Dec 31 2010, ARLP Partnership operated nine underground mining complexes in Illinois, Indiana, Kentucky, Maryland, and West Virginia.

## NSU — Key Stats

Name:	Nevsun Resources Ltd.
Website:	<a href="http://www.nevsun.com">www.nevsun.com</a>
Sector:	Precious Metals
Number of ETFs Holding NSU:	3 (see which ones)
Total Market Value Held by ETFs:	\$48,363,715
Total Market Capitalization:	\$864,000,000
% of Market Cap. Held by ETFs:	5.60%

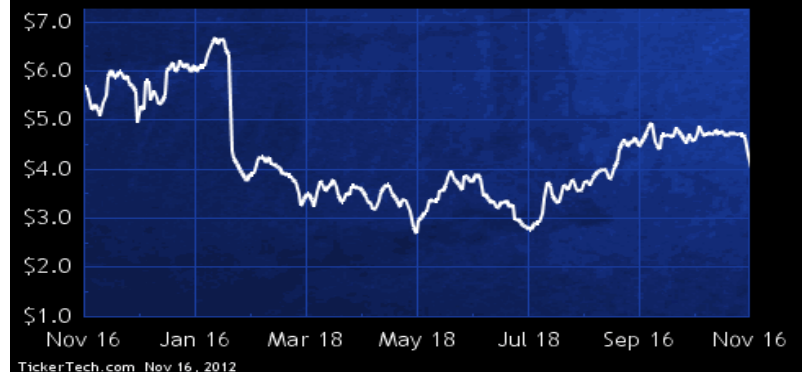
## NSU Dividend History



TickerTech.com Nov 16, 2012

## NSU — 1.2% Yield

### Nevsun Resources Ltd.

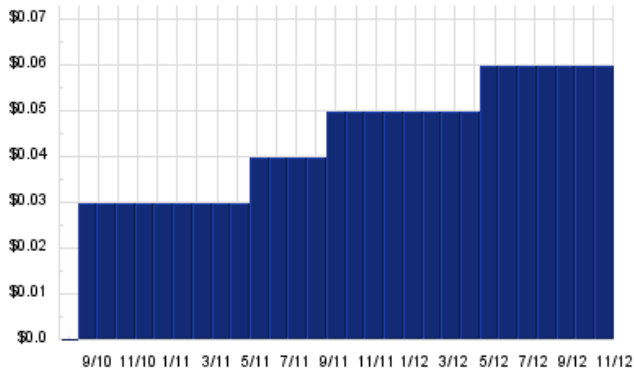


Nevsun Resources is a mineral resource company engaged in the acquisition, exploration, development and production of mineral properties.

## GORO — Key Stats

Name:	Gold Resource Corp
Website:	<a href="http://www.goldresourcecorp.com">www.goldresourcecorp.com</a>
Sector:	<u>Precious Metals</u>
Number of ETFs Holding GORO:	15 (see which ones)
Total Market Value Held by ETFs:	\$4,035,422
Total Market Capitalization:	\$669,000,000
% of Market Cap. Held by ETFs:	0.60%

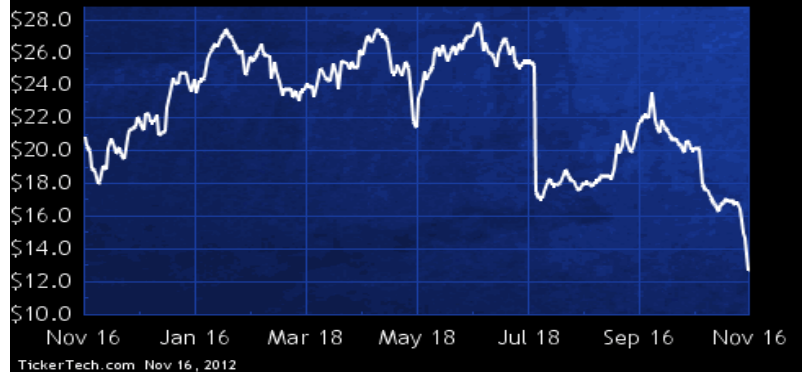
## GORO Dividend History



TickerTech.com Nov 16, 2012

## GORO — 5.6% Yield

### Gold Resource Corp

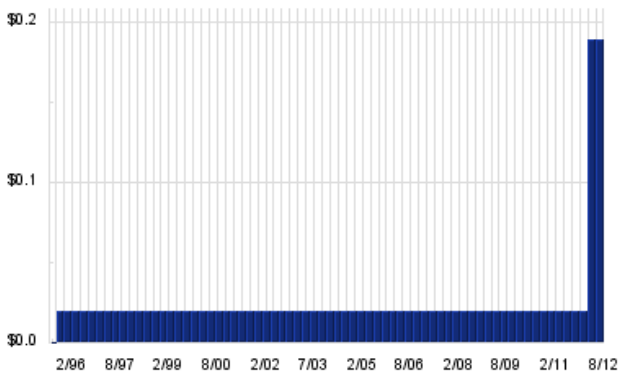


Gold Resource is an exploration stage company engaged in the exploration for and production of gold and silver in Mexico. As of Dec 31 2010, Co. held a 100.0% interest in five properties in Mexico's southern State of Oaxaca. These properties are the El Aguila project, the El Rey property, the Las Margaritas property, the Solaga property and the Alta Gracia property.

## SCHN — Key Stats

Name:	Schnitzer Steel Industries, Inc.
Website:	<a href="http://www.schnitzersteel.com">www.schnitzersteel.com</a>
Sector:	<u>Non-Precious Metals &amp; Non-Metallic Mining</u>
Number of ETFs Holding SCHN:	33 (see which ones)
Total Market Value Held by ETFs:	\$44,224,178
Total Market Capitalization:	\$691,000,000
% of Market Cap. Held by ETFs:	6.40%

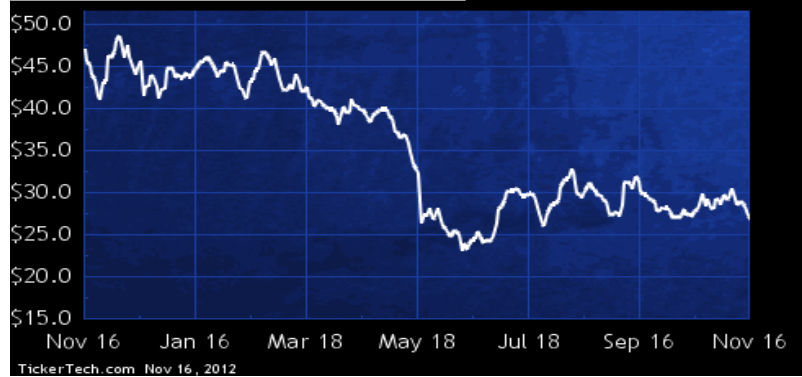
## SCHN Dividend History



TickerTech.com Nov 16, 2012

## SCHN — 2.8% Yield

### Schnitzer Steel Industries, Inc.

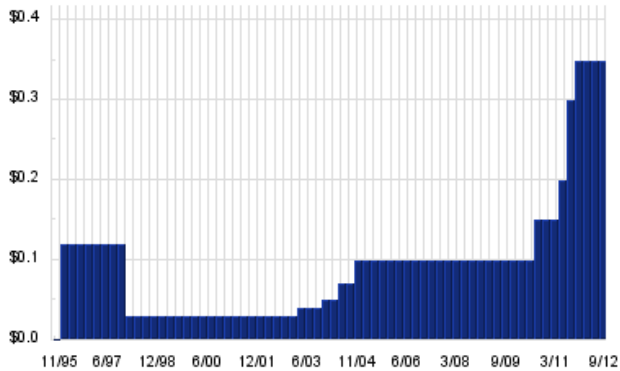


Schnitzer Steel Industries operates through three segments: the Metals Recycling Business, which buys, collects, processes, recycles, sells and brokers ferrous scrap metal and nonferrous scrap metal; the Auto Parts Business, which procures used and salvaged vehicles and sells serviceable used auto parts from these vehicles through its self-service auto parts stores; and the Steel Manufacturing Business (SMB), which operates a steel mini-mill that produces a range of finished steel products using recycled metal and other raw materials. SMB produces semi-finished goods (billets) and finished goods, consisting of rebar, coiled rebar, wire rod, merchant bar and other products.

## NEM — Key Stats

Name:	Newmont Mining Corp. (Holding Co.)
Website:	<a href="http://www.newmont.com">www.newmont.com</a>
Sector:	Precious Metals
Number of ETFs Holding NEM:	66 (see which ones)
Total Market Value Held by ETFs:	\$1,500,164,866
Total Market Capitalization:	\$22,495,000,000
% of Market Cap. Held by ETFs:	6.67%

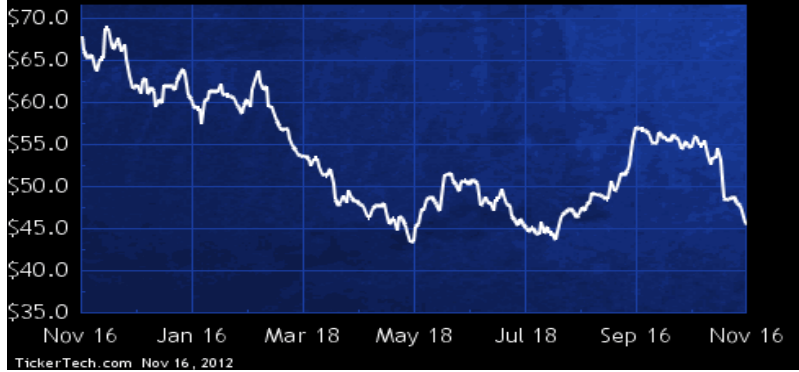
## NEM Dividend History



TickerTech.com Nov 16, 2012

## NEM — 3.1% Yield

### Newmont Mining Corp.



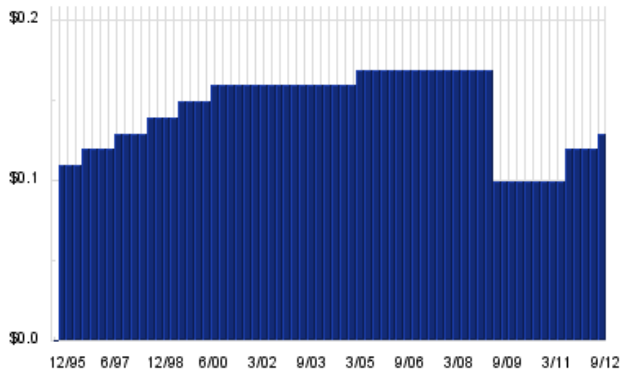
TickerTech.com Nov 16, 2012

Newmont Mining is primarily a gold producer with operations and/or assets in the U.S., Australia, Peru, Indonesia, Ghana, New Zealand and Mexico. Co. is also engaged in the production of copper, principally through its Batu Hijau operation in Indonesia and Boddington operation in Australia. Co.'s operating segment includes: North America, consists primarily of Nevada in the U.S., La Herradura in Mexico and Hope Bay in Canada; South America, consists primarily of Yanacocha and Conga in Peru; Asia Pacific, consists primarily of Boddington in Australia, Batu Hijau in Indonesia and other smaller operations in Australia and New Zealand; and Africa, consists primarily of Ahafo and Akyem in Ghana.

## WOR — Key Stats

Name:	Worthington Industries, Inc.
Website:	<a href="http://www.worthingtonindustries.com">www.worthingtonindustries.com</a>
Sector:	Non-Precious Metals & Non-Metallic Mining
Number of ETFs Holding WOR:	52 (see which ones)
Total Market Value Held by ETFs:	\$91,573,637
Total Market Capitalization:	\$1,498,000,000
% of Market Cap. Held by ETFs:	6.11%

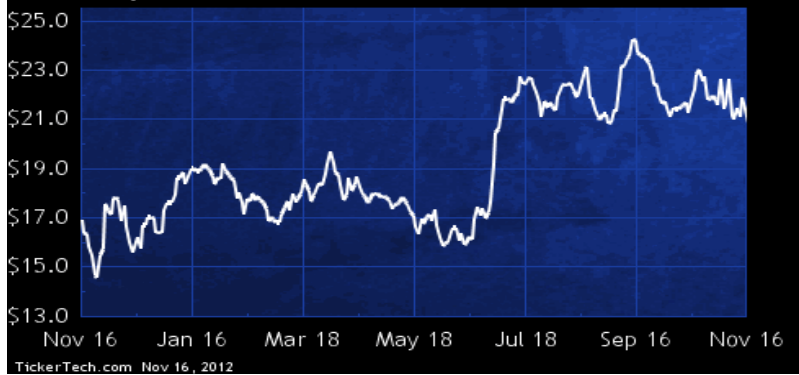
## WOR Dividend History



TickerTech.com Nov 16, 2012

## WOR — 2.5% Yield

### Worthington Industries, Inc.



TickerTech.com Nov 16, 2012

Worthington Industries is a metals processing company, focused on steel processing and manufactured metal products. Co.'s manufactured metal products include: pressure cylinder products such as propane, oxygen and helium tanks, hand torches, refrigerant and industrial cylinders, camping cylinders, scuba tanks, compressed natural gas cylinders and helium balloon kits; engineered cabs and operator stations and cab components; framing systems; steel pallets and racks; and, through joint ventures, suspension grid systems for concealed and lay-in panel ceilings; laser welded blanks; light gauge steel framing for commercial and residential construction; and automotive service stampings.



Nothing in Dividend Channel is intended to be investment advice, nor does it represent the opinion of, counsel from, or recommendations by BNK Invest Inc. or any of its affiliates, subsidiaries or partners. None of the information contained herein constitutes a recommendation that any particular security, portfolio, transaction, or investment strategy is suitable for any specific person. All viewers agree that under no circumstances will BNK Invest, Inc., its subsidiaries, partners, officers, employees, affiliates, or agents be held liable for any loss or damage caused by your reliance on information obtained. By visiting, using or viewing this site, you agree to the following [Full Disclaimer & Terms of Service](#). Video widget and dividend videos powered by Market News Video. Quote data delayed at least 20 minutes; [data powered by Ticker Technologies](#), and Mergent. [Contact Dividend Channel](#); [Meet Our Editorial Staff](#).