

10 Dividend Paying Metals Stocks

<http://www.metalschannel.com/>

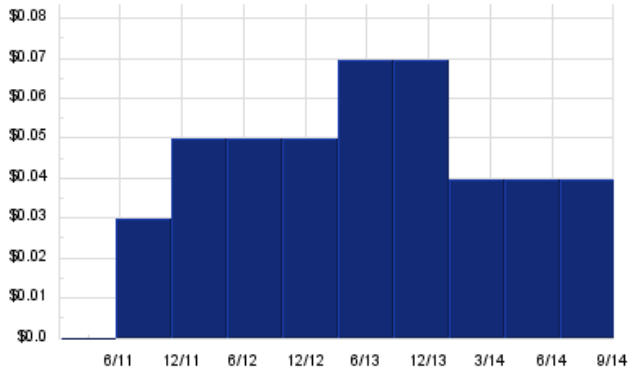
Metals Channel paired our coverage universe of metals stocks, with Dividend Channel's proprietary DividendRank formula, to bring you this list of 10 top ranked dividend paying metals stocks. The DividendRank formula considers a variety of data – dividend history & yield, book value, quarterly earnings – and compares it to the stock's trading data to come up with certain calculations about profitability and about the stock's valuation (whether we think it looks "cheap" or "expensive"). The result is this list of the top most "interesting" ideas that merit further research.



NSU — Key Stats

Name:	Nevsun Resources Ltd.
Website:	www.nevsun.com
Sector:	Precious Metals
Number of ETFs Holding NSU:	3 (see which ones)
Total Market Value Held by ETFs:	\$952,889
Total Market Capitalization:	\$676,000,000
% of Market Cap. Held by ETFs:	0.14%

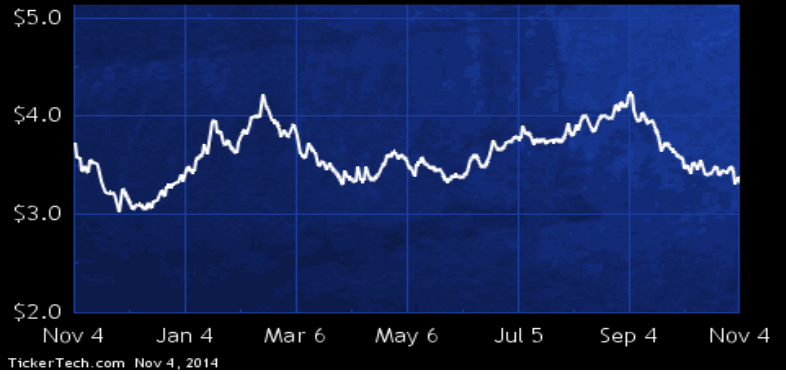
NSU Dividend History



TickerTech.com Nov 4, 2014

NSU — 4.2% Yield

Nevsun Resources Ltd.



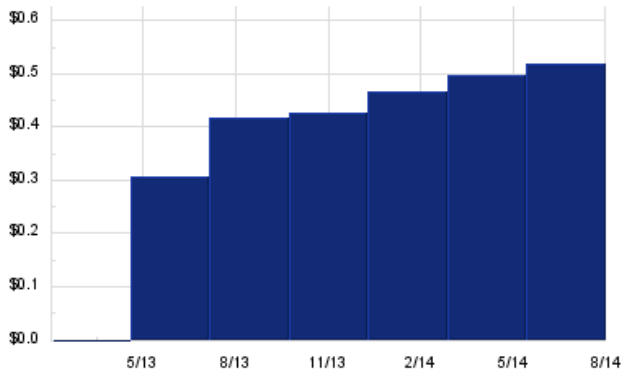
TickerTech.com Nov 4, 2014

Nevsun Resources is engaged in the acquisition, exploration, development, extraction and production of gold and base metals mineral resources in Africa.

SXCP — Key Stats

Name:	SunCoke Energy Partners LP
Website:	www.sxcpartners.com
Sector:	Metals Fabrication & Products
Number of ETFs Holding SXCP:	1 (see which ones)
Total Market Value Held by ETFs:	\$71,204
Total Market Capitalization:	\$564,000,000
% of Market Cap. Held by ETFs:	0.01%

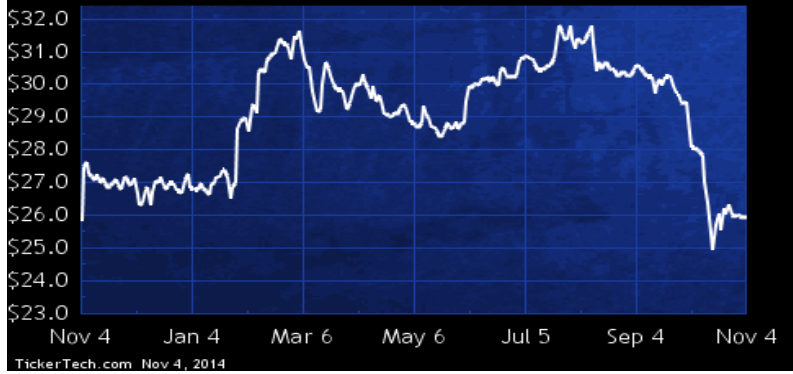
SXCP Dividend History



TickerTech.com Nov 4, 2014

SXCP — 8.2% Yield

SunCoke Energy Partners LP



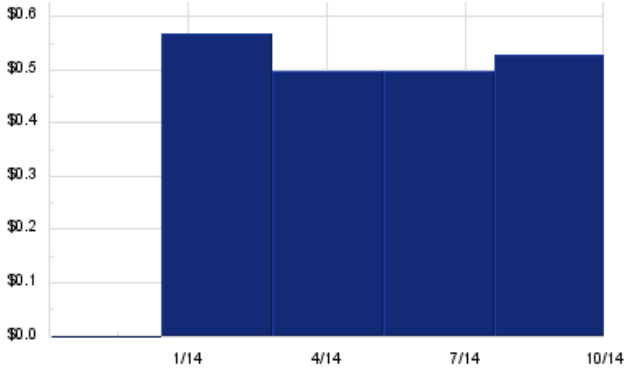
TickerTech.com Nov 4, 2014

SunCoke Energy Partners manufactures coke used in the blast furnace production of steel. Co.'s cokemaking ovens utilizes heat recovery technology designed to combust the coal's volatile components liberated during the cokemaking process and use the resulting heat to create steam or electricity for sale. Co. has two segments: Domestic Coke, which consists of its Haverhill Coke Company LLC and Middletown Coke Company, LLC cokemaking and heat recovery operations located in Franklin Furnace, OH and Middletown, OH, respectively; and Coal Logistics, which consists of its coal handling and blending service operations in East Chicago, IN; Ceredo, WV; Belle, WV; and Catlettsburg, KY.

OCIR — Key Stats

Name:	OCI Resources LP
Website:	www.ociresources.com
Sector:	Metals & Mining
Number of ETFs Holding OCIR:	1 (see which ones)
Total Market Value Held by ETFs:	\$62,853
Total Market Capitalization:	\$221,000,000
% of Market Cap. Held by ETFs:	0.03%

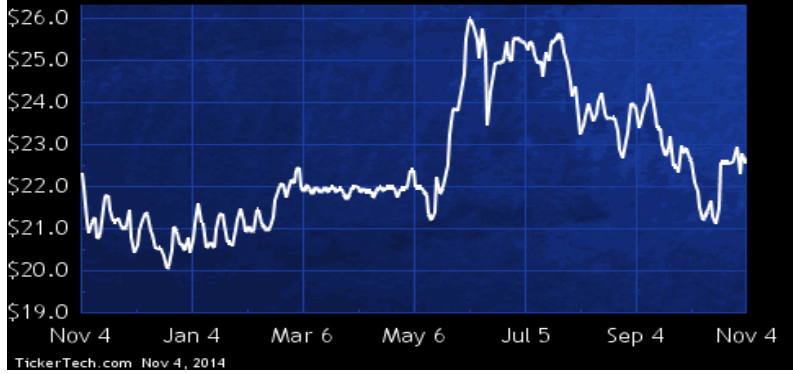
OCIR Dividend History



TickerTech.com Nov 3, 2014

OCIR — 9.2% Yield

OCI Resources LP

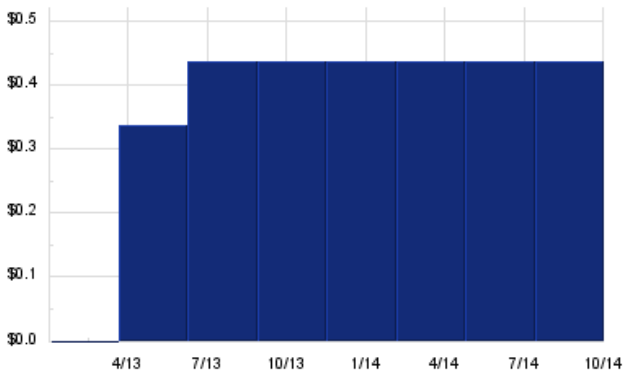


OCI Resources operates the trona ore mining and soda ash production business of its subsidiary, OCI Wyoming, L.P. (OCI Wyoming). Co. owns a controlling 40.98% general partner interest and 10.02% limited partner interest in OCI Wyoming. Trona is a soft mineral and consists primarily of sodium carbonate, or soda ash, sodium bicarbonate and water. Co. processes trona ore into soda ash, which is a raw material in flat glass, container glass, detergents, chemicals, paper and other consumer and industrial products. As of Dec 31 2013, Co. had estimated proven and probable reserves of approximately 263.1 million short tons of trona, which is equivalent to 143.3 million short tons of soda ash.

CLV — Key Stats

Name:	Cliffs Natural Resources, Inc.
Website:	www.cliffsnaturalresources.com
Sector:	Non-Precious Metals & Non-Metallic Mining

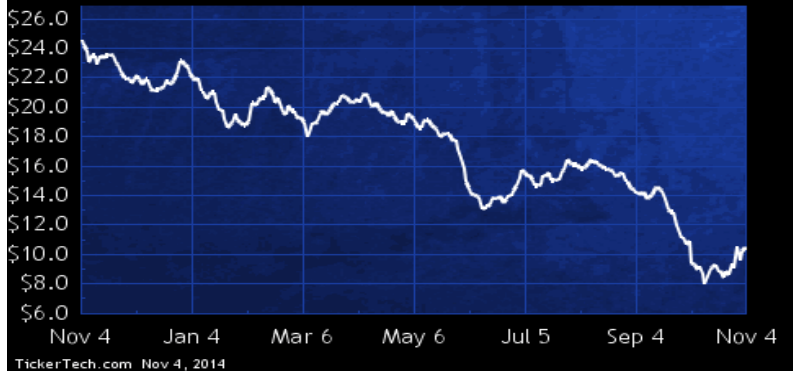
CLV Dividend History



TickerTech.com Nov 4, 2014

CLV — 16.8% Yield

Cliffs Natural Resources, Inc.

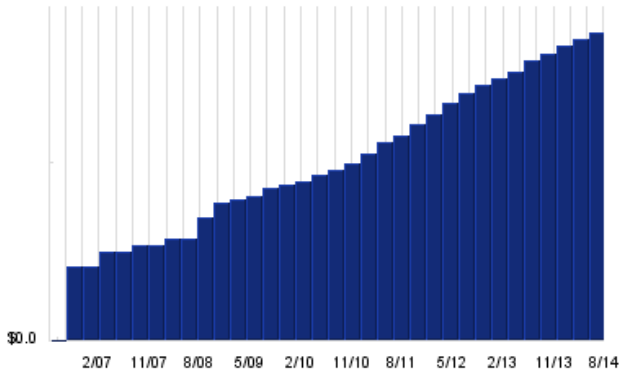


Cliffs Natural Resources is a mining and natural resources company, an iron ore producer and a producer of high and low-volatile metallurgical coal. Co.'s operations are organized according to product category and geographic location: U.S. Iron Ore, Eastern Canadian Iron Ore, Asia Pacific Iron Ore, and North American Coal. In the U.S., Co. operates five iron ore mines in Michigan and Minnesota, four metallurgical coal operations located in West Virginia and Alabama, and one thermal coal mine located in West Virginia. Co. also operates two iron ore mines in Eastern Canada. Co.'s Asia Pacific operations consist solely of its Koolyanobbing iron ore mining complex in Western Australia.

AHGP — Key Stats

Name:	Alliance Holdings Group LP
Website:	www.ahgp.com
Sector:	Metals & Mining
Number of ETFs Holding AHGP:	6 (see which ones)
Total Market Value Held by ETFs:	\$16,780,566
Total Market Capitalization:	\$4,110,000,000
% of Market Cap. Held by ETFs:	0.41%

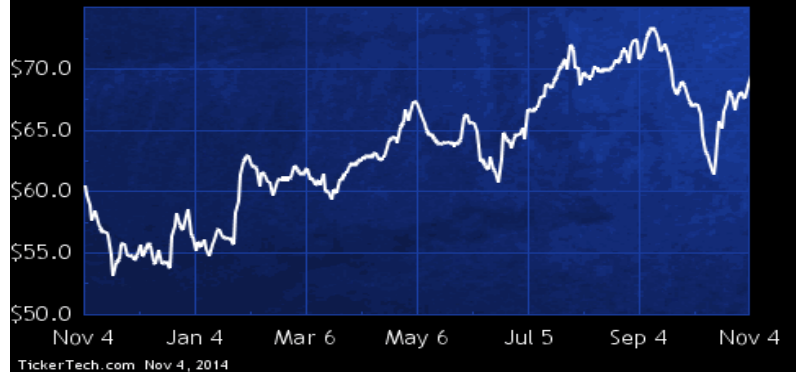
AHGP Dividend History



TickerTech.com Nov 4, 2014

AHGP — 5.1% Yield

Alliance Holdings Group LP

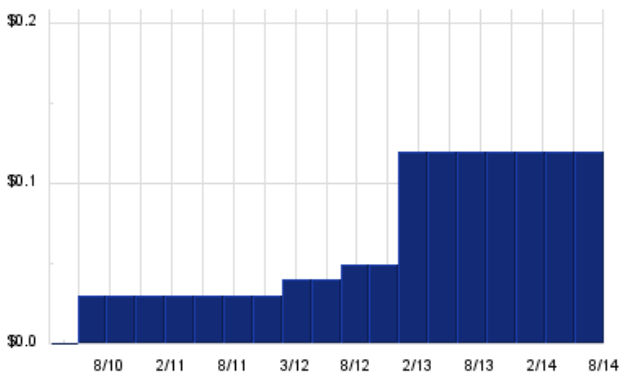


Alliance Holdings Group is a limited partnership. Co. owns 100% of the members' interest in Alliance Resource Management GP, LLC, the managing general partner of Alliance Resource Partners, L.P. (ARLP). Co., ARLP, and its subsidiaries (collectively, ARLP Partnership), produce and market coal primarily to U.S. utilities and industrial users. The ARLP Partnership's mining activities are conducted in three geographic regions: Illinois Basin, with mining operations located in western Kentucky, southern Illinois and southern Indiana; Central Appalachian, with mining operations located in eastern Kentucky; and Northern Appalachian, with mining operations located in Maryland and West Virginia.

PAAS — Key Stats

Name:	Pan American Silver Corp.
Website:	www.panamericansilver.com
Sector:	Precious Metals
Number of ETFs Holding PAAS:	8 (see which ones)
Total Market Value Held by ETFs:	\$86,307,950
Total Market Capitalization:	\$1,398,000,000
% of Market Cap. Held by ETFs:	6.17%

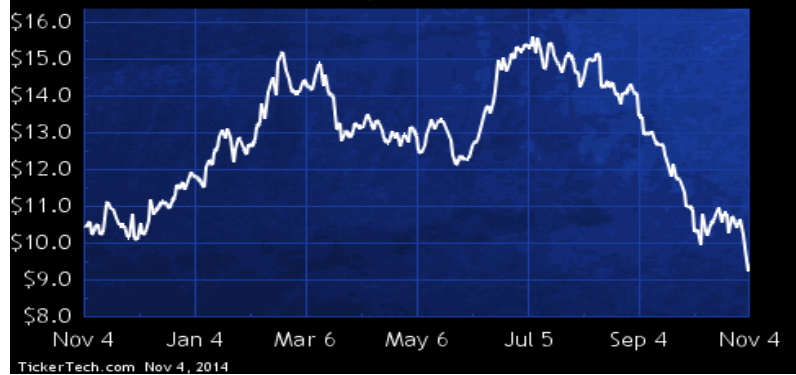
PAAS Dividend History



TickerTech.com Nov 4, 2014

PAAS — 5.3% Yield

Pan American Silver Corp.

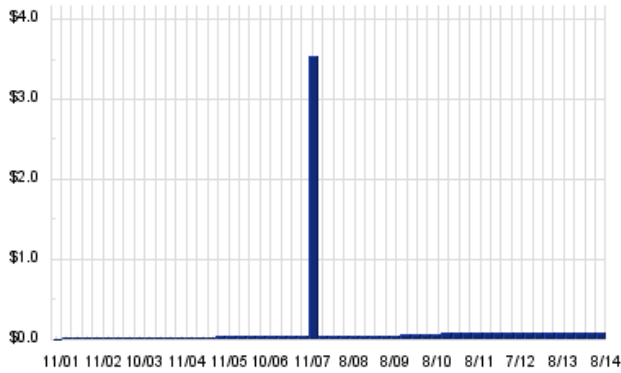


Pan American Silver is engaged in the production and sale of silver, gold and other base metals including copper, lead and zinc as well as other related activities, including exploration, extraction, processing, refining and reclamation. Co.'s primary product (silver) is produced in Peru, Mexico, Argentina and Bolivia. Additionally, Co. has project development activities in Peru, Mexico and Argentina, and exploration activities throughout South America and Mexico.

BTU — Key Stats

Name:	Peabody Energy Corp
Website:	www.peabodyenergy.com
Sector:	Metals & Mining
Number of ETFs Holding BTU:	53 (see which ones)
Total Market Value Held by ETFs:	\$160,427,368
Total Market Capitalization:	\$2,831,000,000
% of Market Cap. Held by ETFs:	5.67%

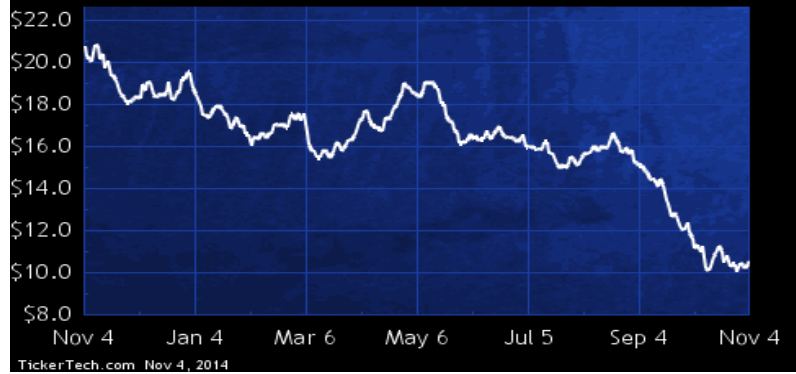
BTU Dividend History



TickerTech.com Nov 3, 2014

BTU — 3.2% Yield

Peabody Energy Corp



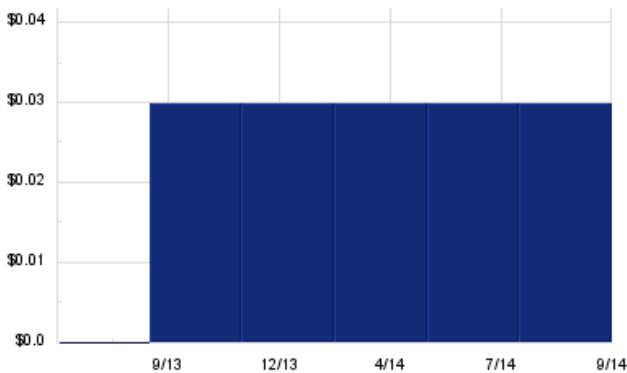
TickerTech.com Nov 4, 2014

Peabody Energy engages in the mining of thermal coal and metallurgical coal. Co.'s mining operations are located in the U.S. and Australia, including an equity-affiliate mining operation in Australia. Co. also markets and brokers coal from other coal producers, both as principal and agent, and trades coal and freight-related contracts. Co.'s other energy-related commercial activities include participating in operations of a mine-mouth coal-fueled generating plant, managing its coal reserve and real estate holdings and supporting the development of Btu Conversion and clean coal technologies. At Dec 31 2013, Co. had 8.27 billion tons of proven and probable coal reserves.

ERS — Key Stats

Name:	Empire Resources Inc
Website:	www.empireresources.com
Sector:	Metals Fabrication & Products

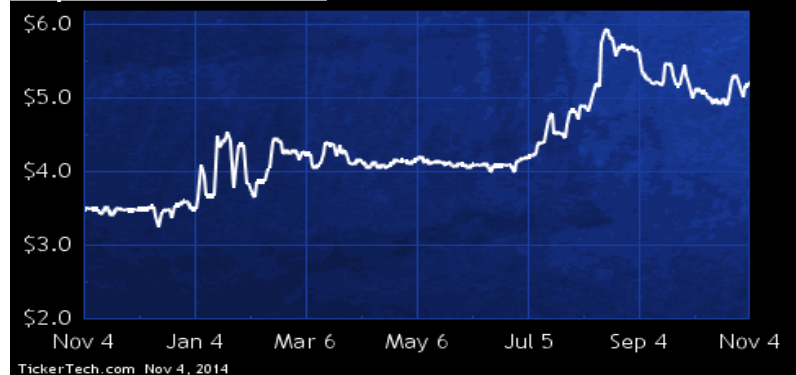
ERS Dividend History



TickerTech.com Nov 4, 2014

ERS — 1.9% Yield

Empire Resources Inc



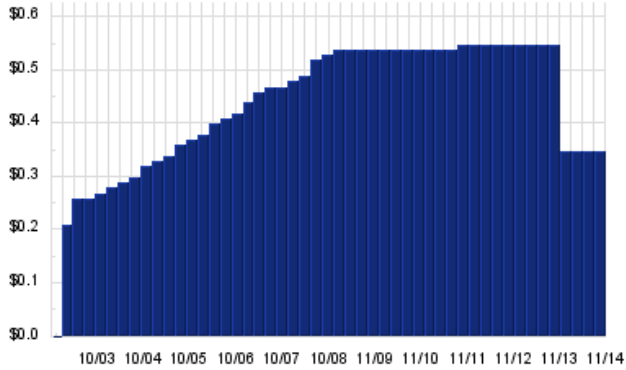
TickerTech.com Nov 4, 2014

Empire Resources is engaged in the purchase, sale and distribution of semi-finished aluminum and steel products to a customer base located in the Americas, Europe, Australia and New Zealand. Co. sells its products through its own marketing and sales personnel as well as through commission based independent sales agents located in North America and Europe. Co. sells semi-finished aluminum and steel products, which are produced by processing primary aluminum or steel and/or aluminum or steel scrap. Co. provides these forms of semi-finished products to its customers including: Aluminum Sheet/Coil, Aluminum Plate, Aluminum Treadplate, Aluminum Foil, Stainless Steel and Carbon Steel.

NRP — Key Stats

Name:	Natural Resources Partners L.P.
Sector:	Metals & Mining
Number of ETFs Holding NRP:	4 (see which ones)
Total Market Value Held by ETFs:	\$8,767,452
Total Market Capitalization:	\$1,387,000,000
% of Market Cap. Held by ETFs:	0.63%

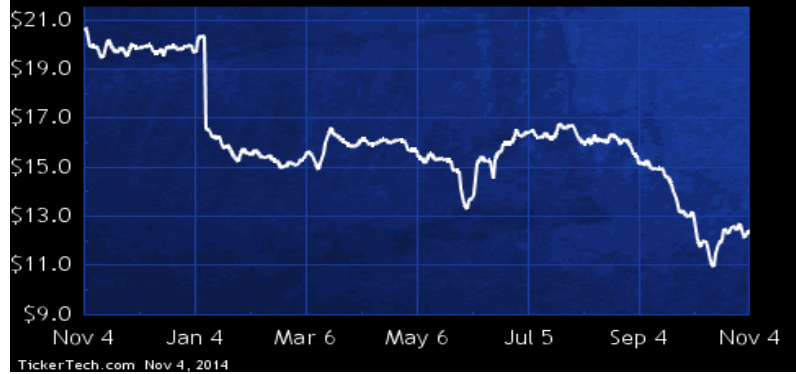
NRP Dividend History



TickerTech.com Nov 3, 2014

NRP — 11.4% Yield

Natural Resources Partners L.P.

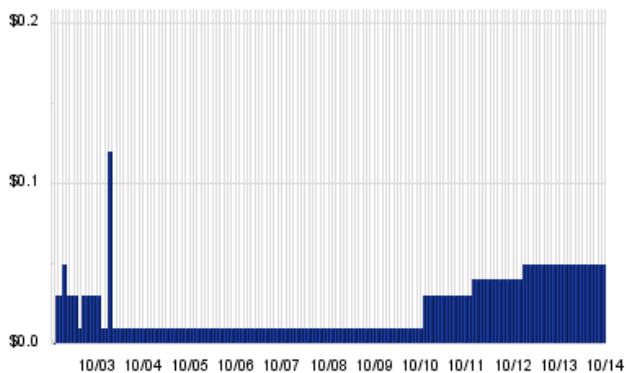


Natural Resource Partners is engaged in the business of owning, managing and leasing mineral properties in the U.S. Co. owns coal reserves in three U. S. coal-producing regions: Appalachia, the Illinois Basin and the Western U. S., as well as lignite reserves in the Gulf Coast region. As of Dec 31 2013, Co. owned or controlled approximately 2.33 billion tons of proven and probable coal reserves, and approximately 500.0 million tons of aggregate reserves in a number of states across the country. Co. does not operate any mines, but leases its reserves to mine operators under leases that grant the operators the right to mine and sell Co.'s coal reserves in exchange for royalty payments.

GG — Key Stats

Name:	Goldcorp Inc
Website:	www.goldcorp.com
Sector:	Precious Metals
Number of ETFs Holding GG:	6 (see which ones)
Total Market Value Held by ETFs:	\$798,082,558
Total Market Capitalization:	\$15,254,000,000
% of Market Cap. Held by ETFs:	5.23%

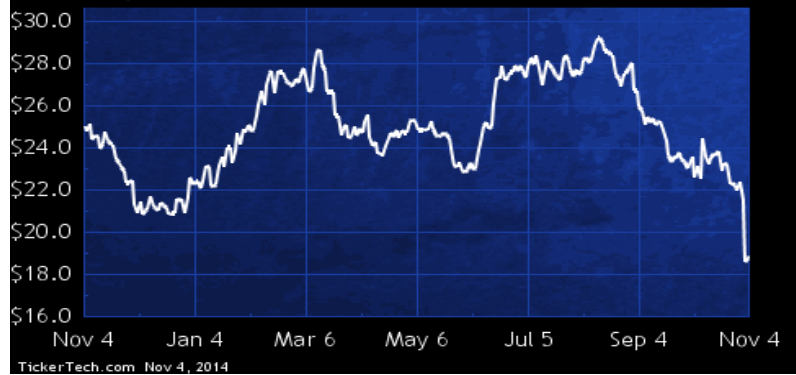
GG Dividend History



TickerTech.com Nov 4, 2014

GG — 3.2% Yield

Goldcorp Inc



Goldcorp is a gold producer engaged in the operation, exploration, development and acquisition of precious metal properties in Canada, the United States, Mexico, and Central and South America. Co.'s metal properties consist of gold, silver, copper, lead and zinc.



Nothing in Dividend Channel is intended to be investment advice, nor does it represent the opinion of, counsel from, or recommendations by BNK Invest Inc. or any of its affiliates, subsidiaries or partners. None of the information contained herein constitutes a recommendation that any particular security, portfolio, transaction, or investment strategy is suitable for any specific person. All viewers agree that under no circumstances will BNK Invest, Inc., its subsidiaries, partners, officers, employees, affiliates, or agents be held liable for any loss or damage caused by your reliance on information obtained. By visiting, using or viewing this site, you agree to the following [Full Disclaimer & Terms of Service](#). Video widget and dividend videos powered by Market News Video. Quote data delayed at least 20 minutes; [data powered by Ticker Technologies](#), and Mergent. [Contact Dividend Channel](#); [Meet Our Editorial Staff](#).

