

10 Dividend Paying Metals Stocks

<http://www.metalschannel.com/>

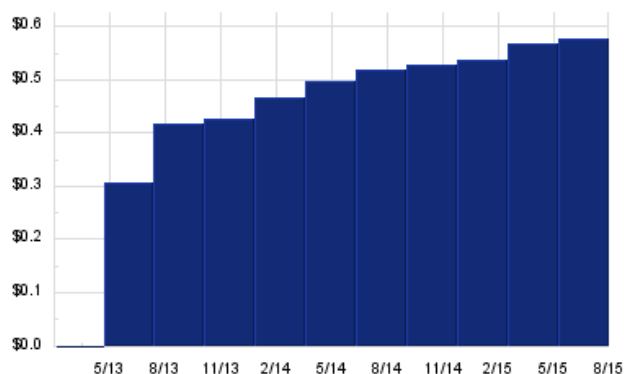
Metals Channel paired our coverage universe of metals stocks, with Dividend Channel's proprietary DividendRank formula, to bring you this list of 10 top ranked dividend paying metals stocks. The DividendRank formula considers a variety of data – dividend history & yield, book value, quarterly earnings – and compares it to the stock's trading data to come up with certain calculations about profitability and about the stock's valuation (whether we think it looks "cheap" or "expensive"). The result is this list of the top most "interesting" ideas that merit further research.



SXCP — Key Stats

Name:	SunCoke Energy Partners LP
Stock buyback:	SXCP buyback
Website:	www.sxcpartners.com
Sector:	Metals Fabrication & Products

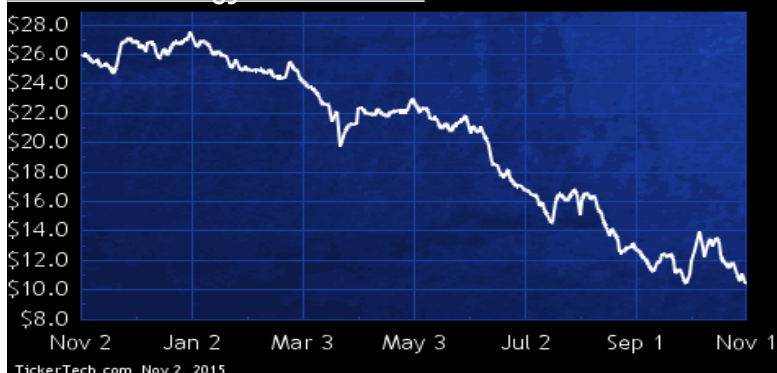
SXCP Dividend History



TickerTech.com Nov 2, 2015

SXCP — 22.5% Yield

SunCoke Energy Partners LP

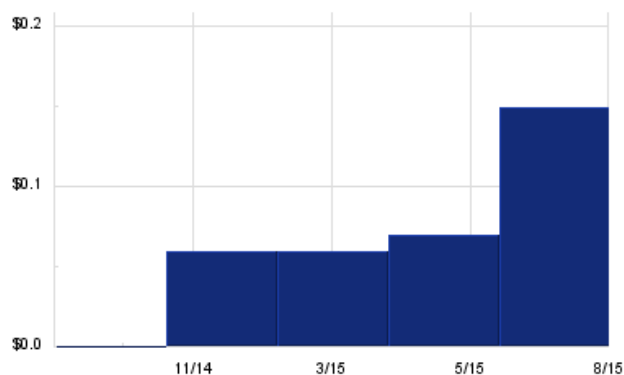


SunCoke Energy Partners manufactures coke used in the blast furnace production of steel. Co.'s cokemaking ovens utilizes heat recovery technology designed to combust the coal's volatile components liberated during the cokemaking process and use the resulting heat to create steam or electricity for sale. Co. has two segments: Domestic Coke, which consists of its Haverhill Coke Company LLC and Middletown Coke Company, LLC cokemaking and heat recovery operations located in Franklin Furnace, OH and Middletown, OH, respectively; and Coal Logistics, which consists of Co.'s coal handling and blending service operations in East Chicago, IN; Ceredo, WV; Belle, WV; and Catlettsburg, KY.

SXC — Key Stats

Name:	SunCoke Energy Inc
Stock buyback:	SXC buyback
Website:	www.suncoke.com
Sector:	Non-Precious Metals & Non-Metallic Mining
Number of ETFs Holding SXC:	30 (see which ones)
Total Market Value Held by ETFs:	\$25,680,704
Total Market Capitalization:	\$314,000,000
% of Market Cap. Held by ETFs:	8.18%

SXC Dividend History



TickerTech.com Nov 2, 2015

SXC — 12.1% Yield

SunCoke Energy Inc

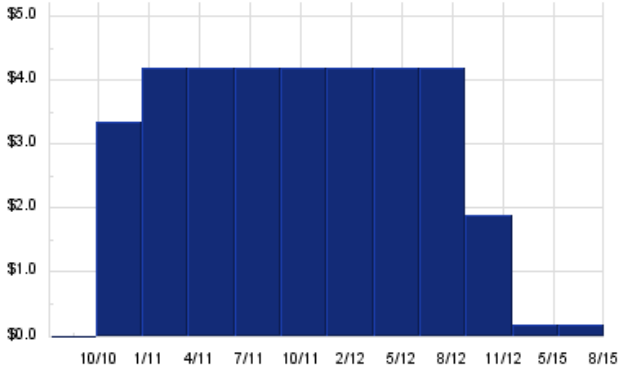


SunCoke Energy is an independent producer of coke. Coke is a principal raw material in the blast furnace steelmaking process. Co. has four segments: Domestic Coke, which consists of its Jewell, Indiana Harbor, Haverhill, Granite City and Middletown cokemaking and heat recovery operations; Brazil Coke, which consists of its operations in Vitoria, Brazil; India Coke, which consists of its cokemaking joint venture with Visa Steel Limited in Odisha, India; and Coal Logistics, which consists of coal handling and blending service operations. At Dec 31 2014, Co. had proven and probable coal reserves of approximately 111.0 million tons.

WMLP – Key Stats

Name: Westmoreland Resource Partners LP
 Website: www.oxfordresources.com
 Sector: Metals & Mining

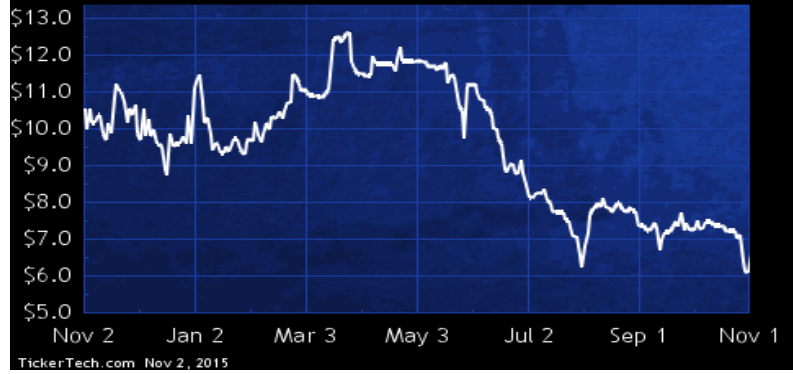
WMLP Dividend History



TickerTech.com Nov 2, 2015

WMLP – 12.1% Yield

Westmoreland Resource Partners LP



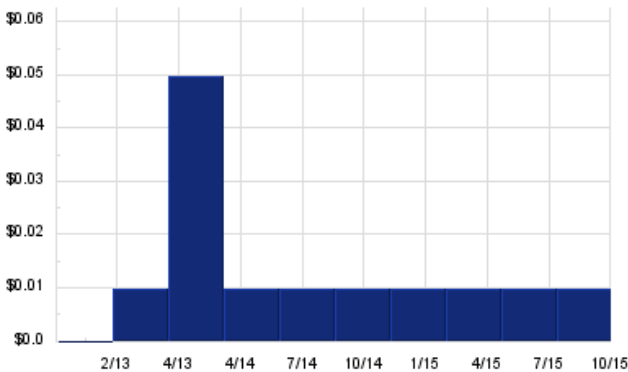
TickerTech.com Nov 2, 2015

Westmoreland Resource Partners is a producer and marketer of thermal coal to electric utilities with coal-fired, base-load scrubbed power plants under coal sales contracts. Co. has four operating subsidiaries, Oxford Mining Company, LLC, which participate in the business of utilizing surface mining methods to mine domestic coal and prepare it for sale to its customers or lease its controlled coal reserves to others to mine; Oxford Mining Company-Kentucky, LLC, an inactive subsidiary holding coal reserves in the Illinois Basin; Westmoreland Kemmerer Fee Coal Holdings, LLC (WKFCH) and Harrison Resources, LLC (Harrison Resources). WKFCH and Harrison Resources own and hold coal reserves.

CALVF – Key Stats

Name: Caledonia Mining Corp.
 Website: www.caledoniamining.com
 Sector: Precious Metals

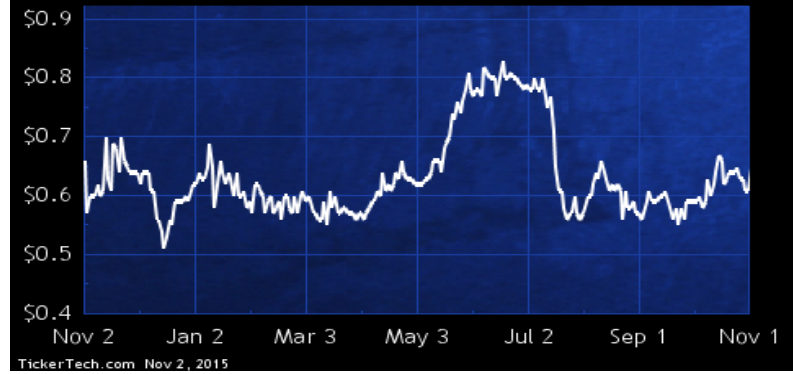
CALVF Dividend History



TickerTech.com Nov 2, 2015

CALVF – 9.2% Yield

Caledonia Mining Corp.



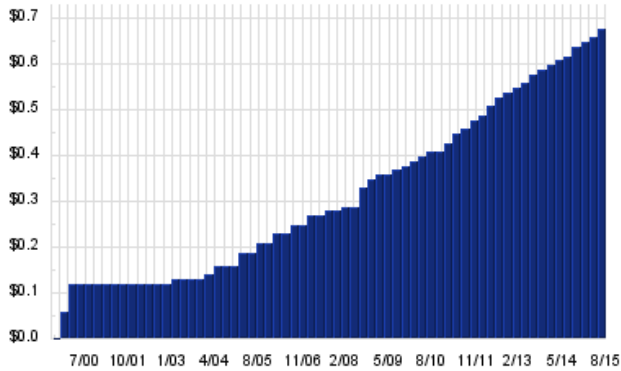
TickerTech.com Nov 2, 2015

Caledonia Mining is engaged in the acquisition, exploration and development of mineral properties for the exploitation of base and precious metals. The ability of Co. to recover the amounts shown for its capital assets and mineral properties is dependent upon the existence of economically recoverable reserves; the ability of Co. to obtain the necessary financing to complete exploration and development; and future profitable production or proceeds from the disposition of such capital assets and mineral properties.

ARLP — Key Stats

Name:	Alliance Resource Partners LP
Website:	www.arlp.com
Sector:	Metals & Mining
Number of ETFs Holding ARLP:	6 (see which ones)
Total Market Value Held by ETFs:	\$15,211,313
Total Market Capitalization:	\$1,578,000,000
% of Market Cap. Held by ETFs:	0.96%

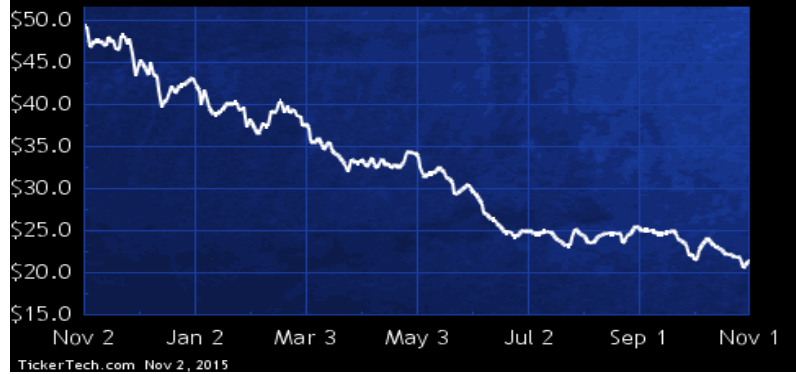
ARLP Dividend History



TickerTech.com Nov 2, 2015

ARLP — 12.6% Yield

Alliance Resource Partners LP

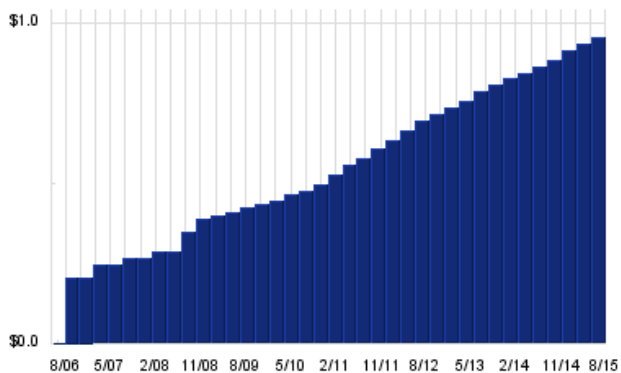


Alliance Resource Partners is a producer and marketer of coal primarily to main U.S. utilities and industrial users. In addition, Co. develops and markets additional services, which include ash and scrubber sludge removal, coal yard maintenance and arranging alternate transportation services. As of Dec 31 2014, Co. operated 10 underground mining complexes in Illinois, Indiana, Kentucky, Maryland and West Virginia. Co. also operates a coal loading terminal on the Ohio River at Mt. Vernon, IN. Also, at Dec 31 2014, Co. had approximately 1.50 billion tons of proven and probable coal reserves in Illinois, Indiana, Kentucky, Maryland, Pennsylvania and West Virginia.

AHGP — Key Stats

Name:	Alliance Holdings Group LP
Website:	www.ahgp.com
Sector:	Metals & Mining
Number of ETFs Holding AHGP:	7 (see which ones)
Total Market Value Held by ETFs:	\$8,931,608
Total Market Capitalization:	\$1,785,000,000
% of Market Cap. Held by ETFs:	0.50%

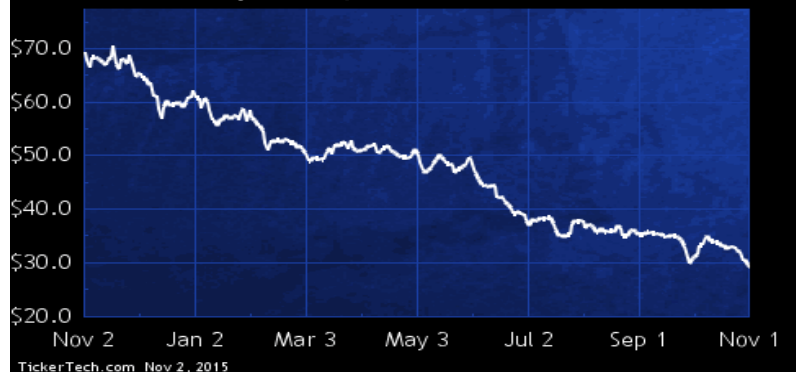
AHGP Dividend History



TickerTech.com Nov 2, 2015

AHGP — 13.1% Yield

Alliance Holdings Group LP

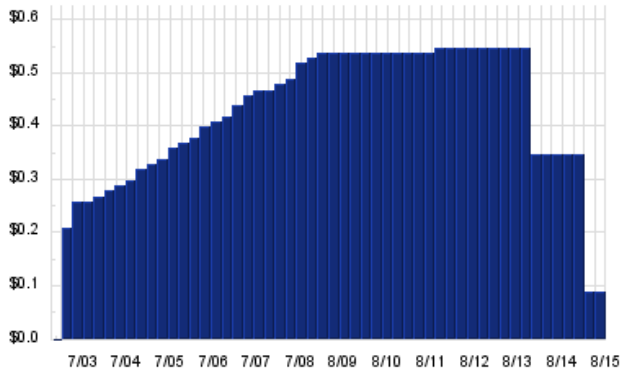


Alliance Holdings Group is a limited partnership. Co. owns 100% of the members' interest in Alliance Resource Management GP, LLC, the managing general partner of Alliance Resource Partners, L.P. (ARLP). Co., ARLP, and its subsidiaries (collectively, ARLP Partnership), produce and market coal primarily to U.S. utilities and industrial users. The ARLP Partnership's mining activities are conducted in two geographic regions: the Illinois Basin and Appalachian regions. At Dec 31 2014, Co., Alliance Resource Partners, L.P., and its subsidiaries, had approx. 1.5 billion tons of coal reserves.

NRP — Key Stats

Name:	Natural Resources Partners L.P.
Website:	www.nrplp.com
Sector:	Metals & Mining
Number of ETFs Holding NRP:	3 (see which ones)
Total Market Value Held by ETFs:	\$1,328,833
Total Market Capitalization:	\$205,000,000
% of Market Cap. Held by ETFs:	0.65%

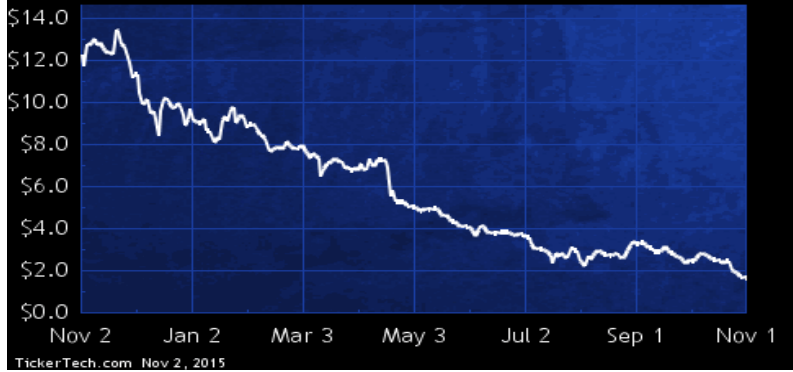
NRP Dividend History



TickerTech.com Nov 2, 2015

NRP — 10.8% Yield

Natural Resources Partners L.P.

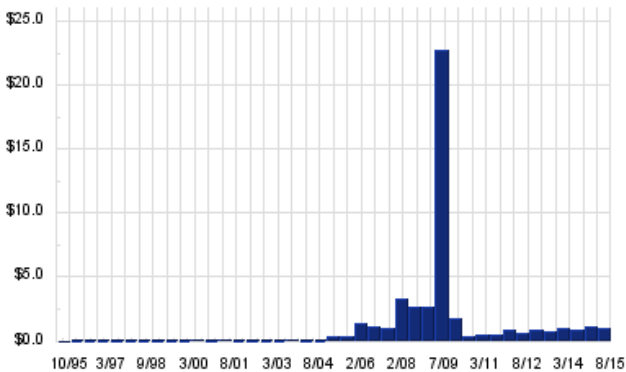


Natural Resource Partners is engaged principally in the business of owning, managing and leasing a diversified portfolio of mineral properties in the United States, including interests in coal, trona and soda ash, crude oil and natural gas, construction aggregates, frac sand and other natural resources. Co.'s coal reserves are located in the three major U.S. coal-producing regions: Appalachia, the Illinois Basin and the Western United States, as well as lignite reserves in the Gulf Coast region. As of Dec. 31, 2014, Co. owned or controlled approximately 2.33 billion tons of proven and probable coal reserves, and it also owned approximately 500.0 million tons of aggregate reserves.

RIO — Key Stats

Name:	Rio Tinto Plc
Website:	www.riotinto.com
Sector:	Metals & Mining
Number of ETFs Holding RIO:	8 (see which ones)
Total Market Value Held by ETFs:	\$40,608,590
Total Market Capitalization:	\$49,329,000,000
% of Market Cap. Held by ETFs:	0.08%

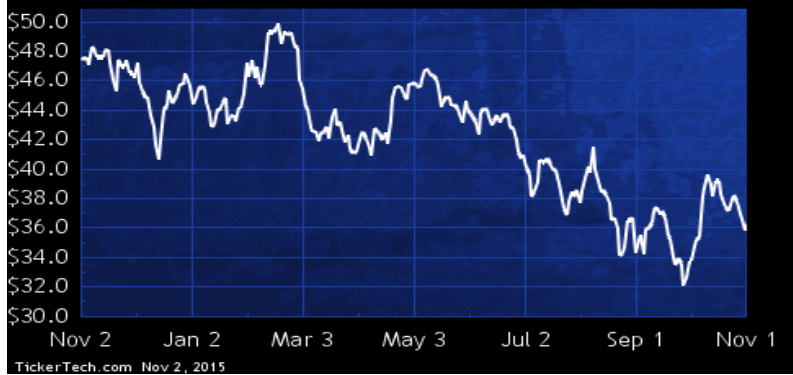
RIO Dividend History



TickerTech.com Nov 2, 2015

RIO — 5.9% Yield

Rio Tinto Plc

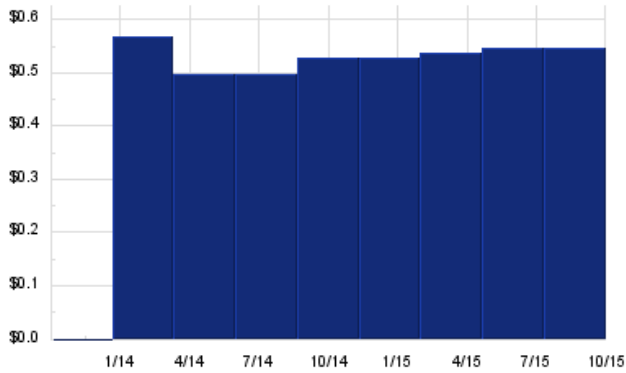


Rio Tinto is a mining group based in the United Kingdom. Co. is engaged in the business of finding, mining and processing mineral resources. Co.'s major products are iron ore, aluminium, copper, diamonds, coal, uranium, gold and industrial minerals (borax, titanium dioxide and salt). Co.'s activities span the world but are strongly represented in Australia and North America with significant businesses in South America, Asia, Europe and Africa. Co.'s operations comprise five principal product groups - Aluminium, Copper, Diamonds & Minerals, Energy and Iron Ore - plus two support groups: Technology & Innovation and Exploration.

OCIR — Key Stats

Name:	OCI Resources LP
Website:	www.ociresources.com
Sector:	Metals & Mining
Number of ETFs Holding OCIR:	1 (see which ones)
Total Market Value Held by ETFs:	\$68,159
Total Market Capitalization:	\$241,000,000
% of Market Cap. Held by ETFs:	0.03%

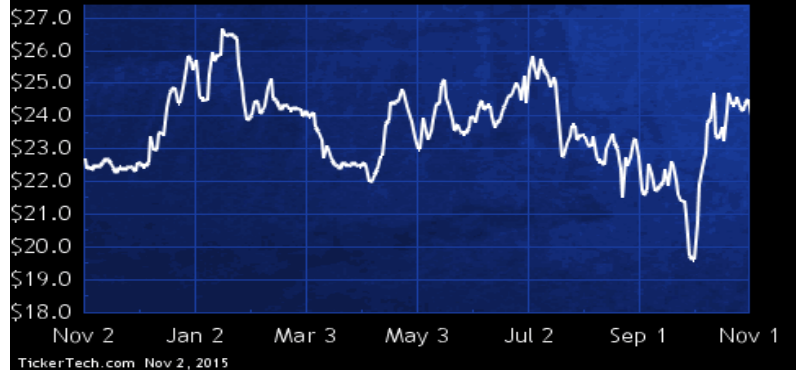
OCIR Dividend History



TickerTech.com Nov 2, 2015

OCIR — 9.2% Yield

OCI Resources LP

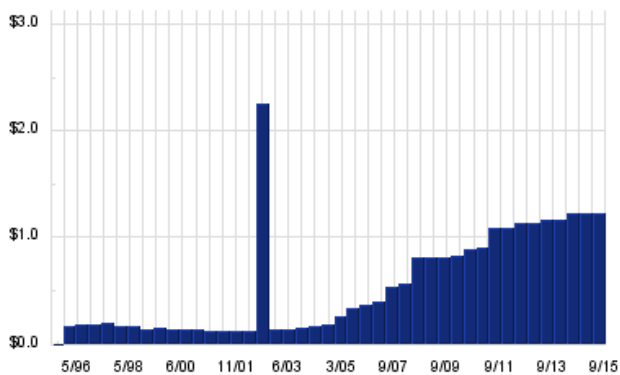


OCI Resources operates the trona ore mining and soda ash production business of its subsidiary, OCI Wyoming, L.P. (OCI Wyoming). Co. owns a controlling 51.0% membership interest in OCI Wyoming. Trona, a soft mineral, is also known as sodium sesquicarbonate and consists primarily of sodium carbonate, or soda ash, sodium bicarbonate and water. Co. processes trona ore into soda ash, which is a raw material in flat glass, container glass, detergents, chemicals, paper and other consumer and industrial products. As of Dec 31 2014, Co. had estimated proven and probable reserves of approximately 271.5 million short tons of trona, which is equivalent to 148.0 million short tons of soda ash.

BHP — Key Stats

Name:	BHP Billiton Ltd.
Website:	www.bhpbilliton.com
Sector:	Non-Precious Metals & Non-Metallic Mining
Number of ETFs Holding BHP:	8 (see which ones)
Total Market Value Held by ETFs:	\$79,682,810
Total Market Capitalization:	\$20,217,000,000
% of Market Cap. Held by ETFs:	0.39%

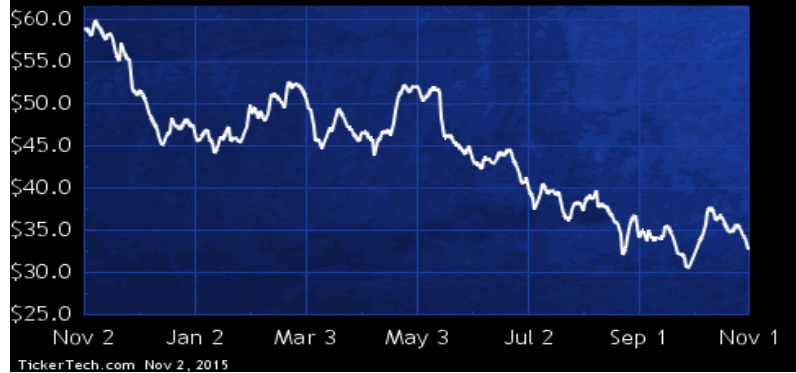
BHP Dividend History



TickerTech.com Nov 2, 2015

BHP — 7.5% Yield

BHP Billiton Ltd.



BHP Billiton is a global resources company based in Australia and the United Kingdom. Co. is engaged in the production of major commodities, including iron ore, metallurgical coal, copper and uranium, and maintains substantial interests in conventional and unconventional oil and gas and energy coal. Co. extracts and processes minerals, oil and gas from its production operations located primarily in Australia and the Americas. Co.'s operations are organized along four segments: Petroleum and Potash; Copper; Iron Ore; and Coal. Co. sells and distributes its products globally with sales and marketing operations taking place principally through Singapore and Houston, United States.



Nothing in Dividend Channel is intended to be investment advice, nor does it represent the opinion of, counsel from, or recommendations by BNK Invest Inc. or any of its affiliates, subsidiaries or partners. None of the information contained herein constitutes a recommendation that any particular security, portfolio, transaction, or investment strategy is suitable for any specific person. All viewers agree that under no circumstances will BNK Invest, Inc., its subsidiaries, partners, officers, employees, affiliates, or agents be held liable for any loss or damage caused by your reliance on information obtained. By visiting, using or viewing this site, you agree to the following [Full Disclaimer & Terms of Service](#). Video widget and dividend videos powered by Market News Video. Quote data delayed at least 20 minutes; [data powered by Ticker Technologies](#), and Mergent. [Contact Dividend Channel](#); [Meet Our Editorial Staff](#).