

10 Dividend Paying Metals Stocks

<http://www.metalschannel.com/>

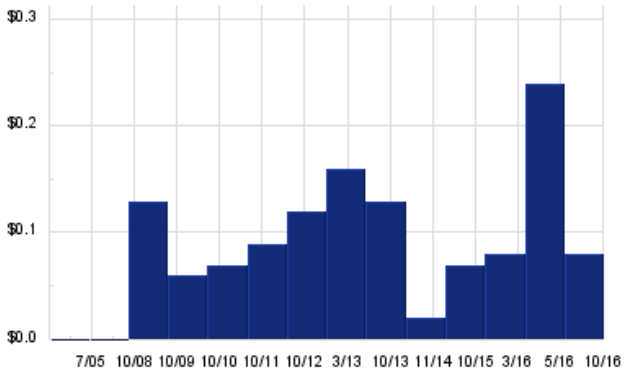
Metals Channel paired our coverage universe of metals stocks, with Dividend Channel's proprietary DividendRank formula, to bring you this list of 10 top ranked dividend paying metals stocks. The DividendRank formula considers a variety of data – dividend history & yield, book value, quarterly earnings – and compares it to the stock's trading data to come up with certain calculations about profitability and about the stock's valuation (whether we think it looks "cheap" or "expensive"). The result is this list of the top most "interesting" ideas that merit further research.



DRD — Key Stats

Name:	DRDGold Ltd
Website:	www.drdgold.com
Sector:	Precious Metals

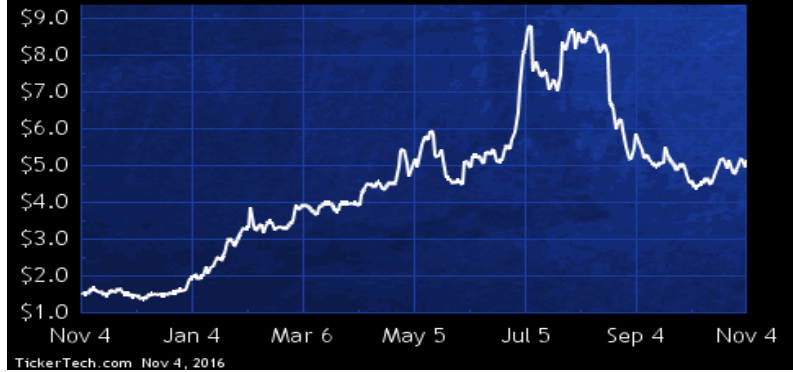
DRD Dividend History



TickerTech.com Nov 4, 2016

DRD — 6.4% Yield

DRDGold Ltd



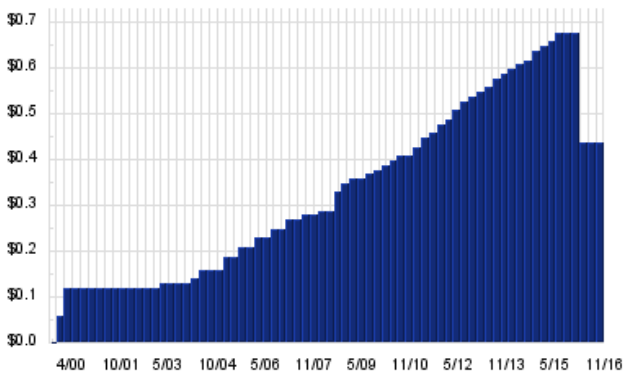
TickerTech.com Nov 4, 2016

DRDGold is a gold mining company engaged in underground and surface gold mining including exploration, extraction, processing and smelting. Co.'s segments include: Blyvoor, which incorporates the Doornfontein mine, situated on the north-western edge of the Witwatersrand Basin; Crown, which is a surface retreatment operation and treats old slime and sand dumps to the south of Johannesburg's CBD; and Ergo, which consists of Phase 1, a surface retreatment operation which treats East Rand Proprietary Mines Limited's old slime dumps and Phase 2, which explores, evaluates and processes surface uranium- and sulfur bearing tailings on the East and Central Rand goldfields of South Africa.

ARLP — Key Stats

Name:	Alliance Resource Partners LP
Website:	www.arlp.com
Sector:	Metals & Mining
Number of ETFs Holding ARLP:	7 (see which ones)
Total Market Value Held by ETFs:	\$28,410,240
Total Market Capitalization:	\$1,830,000,000
% of Market Cap. Held by ETFs:	1.55%

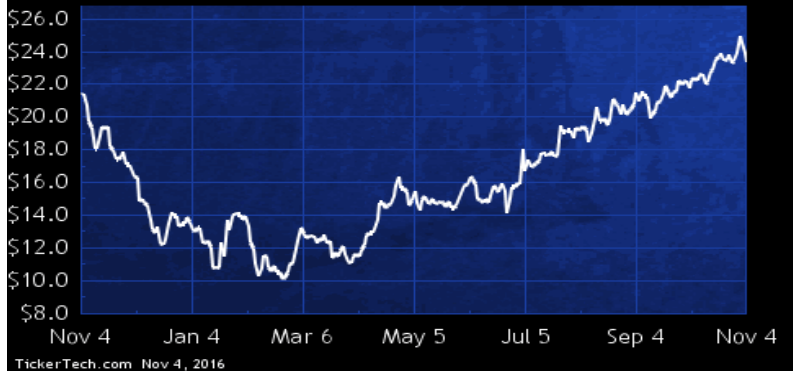
ARLP Dividend History



TickerTech.com Nov 4, 2016

ARLP — 7.5% Yield

Alliance Resource Partners LP



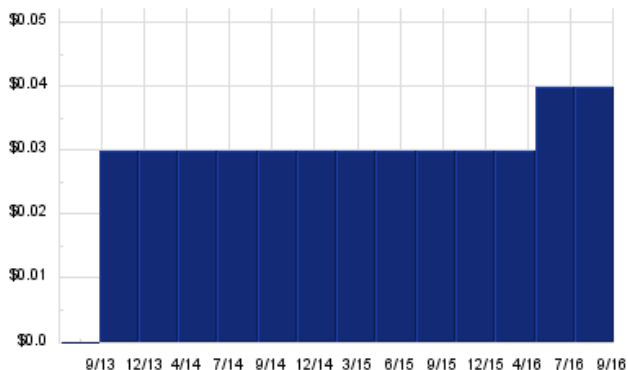
TickerTech.com Nov 4, 2016

Alliance Resource Partners is a producer and marketer of coal to U.S. utilities and industrial users. Co. produces a range of steam coal with varying sulfur and heat contents. As of Dec 31 2015, Co. operated 10 underground mining complexes in Illinois, Indiana, Kentucky, Maryland and West Virginia. Co. also operates a coal loading terminal on the Ohio River at Mt. Vernon, IN. Co.'s mining activities are conducted in two geographic regions referred to in the coal industry as the Illinois Basin and Appalachian regions. Also, at Dec 31 2015, Co. had approximately 1.80 billion tons of proven and probable coal reserves in Illinois, Indiana, Kentucky, Maryland, Pennsylvania and West Virginia.

ERS — Key Stats

Name:	Empire Resources Inc
Website:	www.empireresources.com
Sector:	Metals Fabrication & Products
Number of ETFs Holding ERS:	1 (see which ones)
Total Market Value Held by ETFs:	\$4,306
Total Market Capitalization:	\$40,000,000
% of Market Cap. Held by ETFs:	0.01%

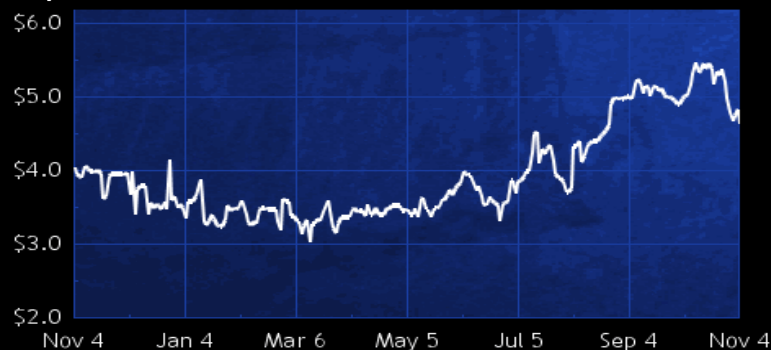
ERS Dividend History



TickerTech.com Nov 4, 2016

ERS — 3.5% Yield

Empire Resources Inc



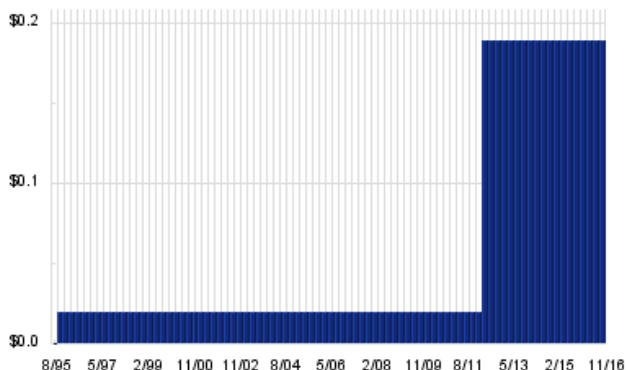
TickerTech.com Nov 4, 2016

Empire Resources is engaged in the purchase, sale and distribution of semi-finished aluminum and steel products to a customer base located in the Americas, Europe, Australia and New Zealand. Co. sells its products through its own marketing and sales personnel as well as through commission based independent sales agents located in North America and Europe. Co. sells semi-finished aluminum and steel products, which are produced by processing primary aluminum or steel and/or aluminum or steel scrap. Co. provides these forms of semi-finished products to its customers, for use as follows: aluminum sheet/coil, aluminum plate, aluminum treadplate, aluminum foil, stainless steel, and carbon steel.

SCHN — Key Stats

Name:	Schnitzer Steel Industries, Inc.
Website:	www.schnitzersteel.com
Sector:	Non-Precious Metals & Non-Metallic Mining
Number of ETFs Holding SCHN:	26 (see which ones)
Total Market Value Held by ETFs:	\$50,896,850.89
Total Market Capitalization:	\$626,000,000
% of Market Cap. Held by ETFs:	8.13%

SCHN Dividend History



TickerTech.com Nov 4, 2016

SCHN — 3.2% Yield

Schnitzer Steel Industries, Inc.



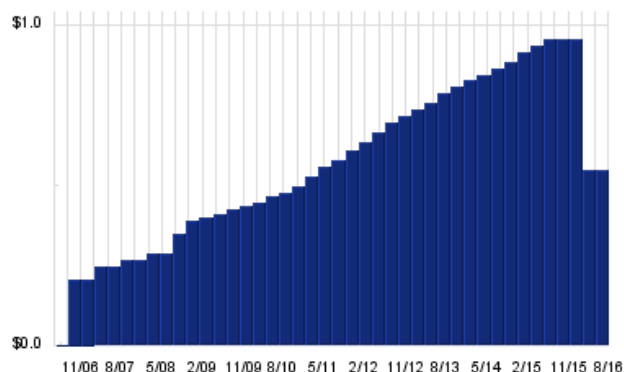
TickerTech.com Nov 4, 2016

Schnitzer Steel Industries is engaged as a recycler of ferrous and nonferrous scrap metal, including end-of-life vehicles, and a manufacturer of finished steel products. Co. operates in two segments: the Auto and Metals Recycling (AMR) business, which collects and recycles autobodies, rail cars, home appliances, industrial machinery, manufacturing scrap and construction and demolition scrap from bridges, buildings and other infrastructure; and the Steel Manufacturing Business, which produces finished steel products such as rebar, wire rod, coiled rebar, merchant bar and other specialty products primarily used in nonresidential and infrastructure construction in North America.

AHGP — Key Stats

Name:	Alliance Holdings Group LP
Website:	www.ahgp.com
Sector:	Metals & Mining
Number of ETFs Holding AHGP:	5 (see which ones)
Total Market Value Held by ETFs:	\$13,656,204
Total Market Capitalization:	\$1,799,000,000
% of Market Cap. Held by ETFs:	0.76%

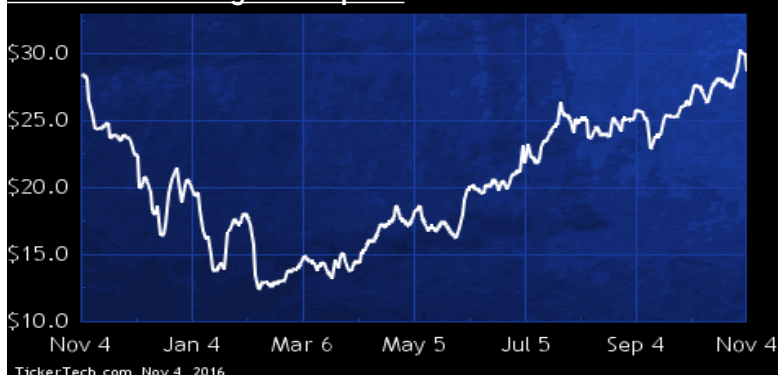
AHGP Dividend History



TickerTech.com Nov 4, 2016

AHGP — 7.7% Yield

Alliance Holdings Group LP

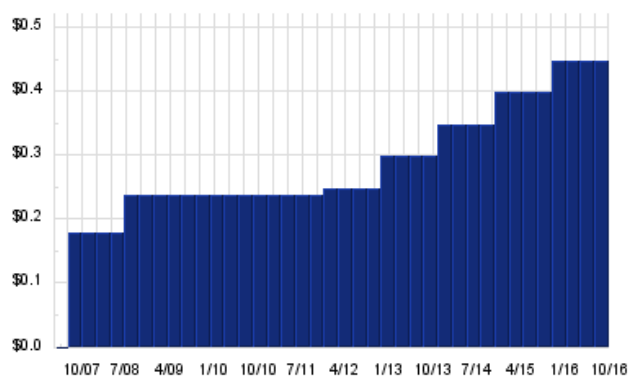


Alliance Holdings Group is a limited partnership. Co. owns, directly and indirectly, 100% of the members' interest in Alliance Resource Management GP, LLC, the managing general partner of Alliance Resource Partners, L.P. Co., ARLP, and its subsidiaries (collectively, ARLP Partnership), produce and market coal primarily to U.S. utilities and industrial users. The ARLP Partnership's mining activities are conducted in two geographic regions commonly referred to in the coal industry as the Illinois Basin and Appalachian regions. At Dec 31 2015, the ARLP Partnership had approximately 1.8 billion tons of coal reserves.

KALU — Key Stats

Name:	Kaiser Aluminum Corp.
Stock buyback:	KALU buyback
Website:	www.kaiseraluminum.com
Sector:	Non-Precious Metals & Non-Metallic Mining
Number of ETFs Holding KALU:	40 (see which ones)
Total Market Value Held by ETFs:	\$122,130,155.06
Total Market Capitalization:	\$1,282,000,000
% of Market Cap. Held by ETFs:	9.53%

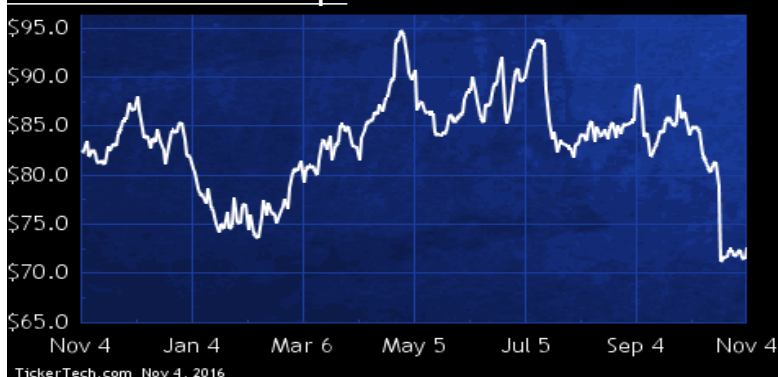
KALU Dividend History



TickerTech.com Nov 4, 2016

KALU — 2.5% Yield

Kaiser Aluminum Corp.

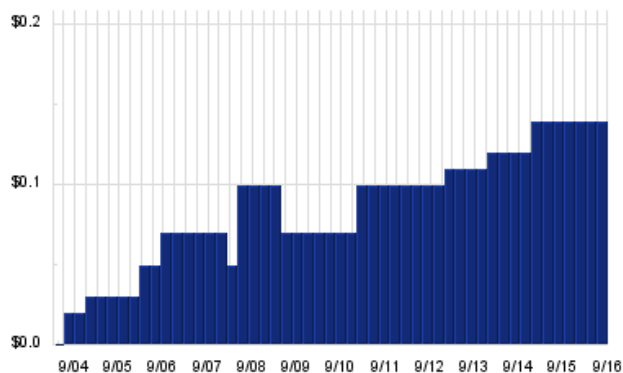


Kaiser Aluminum is a producer of semi-fabricated specialty aluminum products. Co.'s segments include Fabricated Products, that manufactures rolled, extruded and drawn aluminum products; aerospace/high strength, which produces heat treat plate and sheet, as well as cold finish rod and bar, seamless drawn tube, hard alloy extrusions and billet; Automotive Extrusions, which consist of extruded aluminum products for several North American automotive applications; general engineering products, which consist primarily of 6000-series alloy rod, bar, tube, wire, sheet, plate and standard extrusions; and Other products, which consist of extruded, drawn and cast billet aluminum products.

STLD — Key Stats

Name:	Steel Dynamics Inc.
Stock buyback:	STLD buyback
Website:	www.steeldynamics.com
Sector:	Non-Precious Metals & Non-Metallic Mining
Number of ETFs Holding STLD:	46 (see which ones)
Total Market Value Held by ETFs:	\$398,682,457.53
Total Market Capitalization:	\$6,584,000,000
% of Market Cap. Held by ETFs:	6.06%

STLD Dividend History

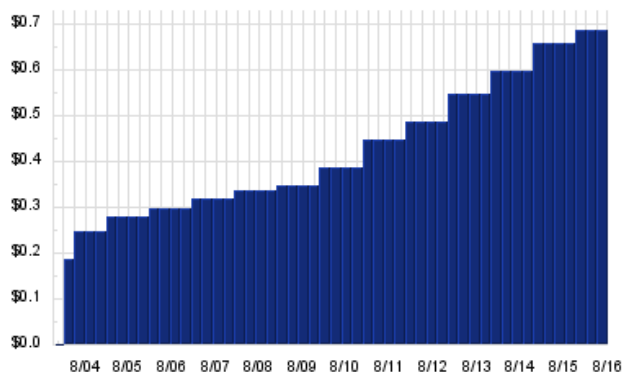


TickerTech.com Nov 4, 2016

CMP — Key Stats

Name:	Compass Minerals International Inc
Website:	www.compassminerals.com
Sector:	Metals & Mining
Number of ETFs Holding CMP:	62 (see which ones)
Total Market Value Held by ETFs:	\$218,557,195.95
Total Market Capitalization:	\$2,424,000,000
% of Market Cap. Held by ETFs:	9.02%

CMP Dividend History



TickerTech.com Nov 4, 2016

STLD — 2.0% Yield

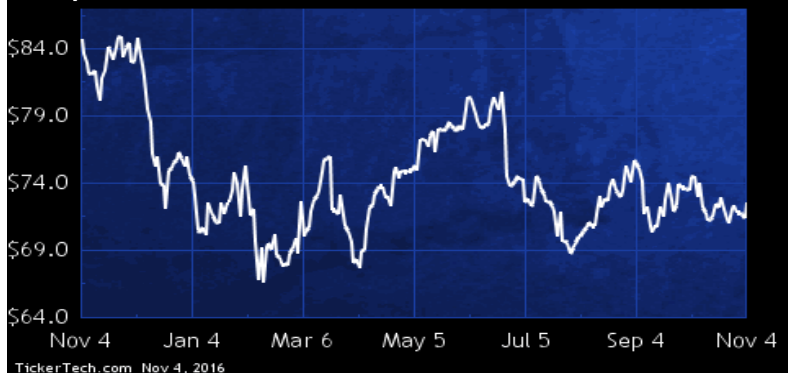
Steel Dynamics Inc.



Steel Dynamics is a manufacturer of steel products and metals recycler. Co. has three reporting segments: steel operations, which consist of electric arc furnace steel mills, producing steel from ferrous scrap and scrap substitutes, using continuous casting, automated rolling mills, and downstream steel coating lines; metals recycling operations, which involve the purchase, processing, and resale of ferrous and nonferrous scrap metals into reusable forms and grades and processes various grades of nonferrous products, including aluminum, brass, copper, stainless steel, and other nonferrous metals; and steel fabrication operations, which produce steel building components such as steel joists.

CMP — 3.8% Yield

Compass Minerals International Inc



Compass Minerals International is a holding company, which produces and markets minerals, such as salt, sulfate of potash specialty fertilizer magnesium chloride and micronutrients. Co. also sells micronutrient products under its Wolf Trax brand. Additionally, Co. produces and markets consumer deicing and water conditioning products, ingredients used in consumer and commercial food preparation, and other mineral-based products for consumer, agricultural and industrial applications. In the U.K., Co. operates a records management business utilizing excavated areas of its Winsford salt mine with one other locations in London, England. Co. has two segments: salt, and plant nutrition.



Nothing in Dividend Channel is intended to be investment advice, nor does it represent the opinion of, counsel from, or recommendations by BNK Invest Inc. or any of its affiliates, subsidiaries or partners. None of the information contained herein constitutes a recommendation that any particular security, portfolio, transaction, or investment strategy is suitable for any specific person. All viewers agree that under no circumstances will BNK Invest, Inc., its subsidiaries, partners, officers, employees, affiliates, or agents be held liable for any loss or damage caused by your reliance on information obtained.

By visiting, using or viewing this site, you agree to the following [Full Disclaimer & Terms of Service](#). Video widget and dividend videos powered by Market News Video. Quote data delayed at least 20 minutes; [data powered by Ticker Technologies](#), and Mergent. [Contact Dividend Channel](#); [Meet Our Editorial Staff](#).