

## 10 Dividend Paying Metals Stocks

<http://www.metalschannel.com/>

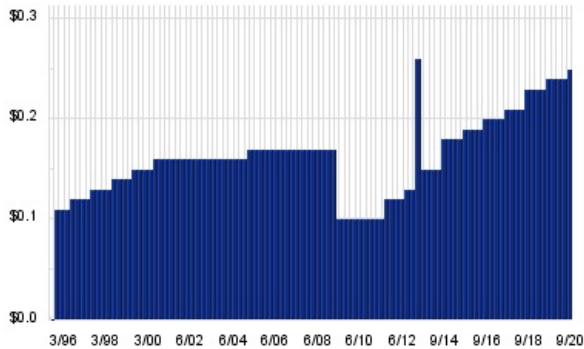
Metals Channel paired our coverage universe of metals stocks, with Dividend Channel's proprietary DividendRank formula, to bring you this list of 10 top ranked dividend paying metals stocks. The DividendRank formula considers a variety of data – dividend history & yield, book value, quarterly earnings – and compares it to the stock's trading data to come up with certain calculations about profitability and about the stock's valuation (whether we think it looks "cheap" or "expensive"). The result is this list of the top most "interesting" ideas that merit further research.



## WOR — KEY STATS

Name:	Worthington Industries, Inc.
Stock buyback:	<a href="#">WOR buyback</a>
Website:	<a href="http://www.worthingtonindustries.com">www.worthingtonindustries.com</a>
Sector:	<a href="#">Non-Precious Metals &amp; Non-Metallic Mining</a>
Number of ETFs Holding WOR:	56 ( <a href="#">see which ones</a> )
Total Market Value Held by ETFs:	\$7,886,496,693,873
Total Market Capitalization:	\$2,577,000,000
% of Market Cap. Held by ETFs:	306034.02%

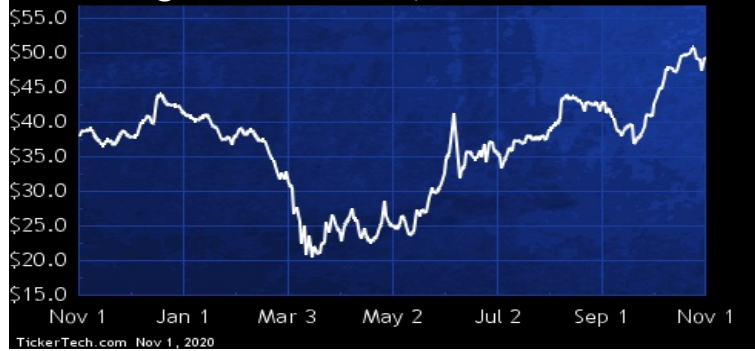
## WOR DIVIDEND HISTORY



TickerTech.com Nov 1, 2020

## WOR — 2.0% YIELD

### Worthington Industries, Inc.

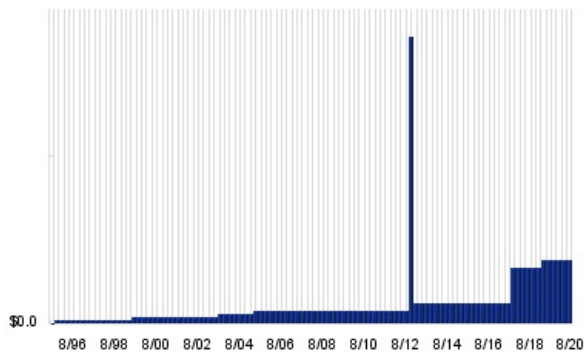


Worthington Industries is a metals manufacturing company, focused on steel processing and manufactured metal products. Co. operates two segments: Steel Processing, which buys coils of steel from integrated steel mills and mini-mills and processes them to the precise type, thickness, length, width, shape and surface quality required by customer specifications; and Pressure Cylinders, which manufactures and sells filled and unfilled pressure cylinders, tanks, hand torches, well water and expansion tanks, and oil and gas equipment along with various accessories and related products for various end-use market applications.

## NC — KEY STATS

Name:	NACCO Industries Inc
Stock buyback:	<a href="#">NC buyback</a>
Website:	<a href="http://www.nacco.com">www.nacco.com</a>
Sector:	<a href="#">Metals &amp; Mining</a>
Number of ETFs Holding NC:	19 ( <a href="#">see which ones</a> )
Total Market Value Held by ETFs:	\$6,887,263
Total Market Capitalization:	\$105,000,000
% of Market Cap. Held by ETFs:	6.56%

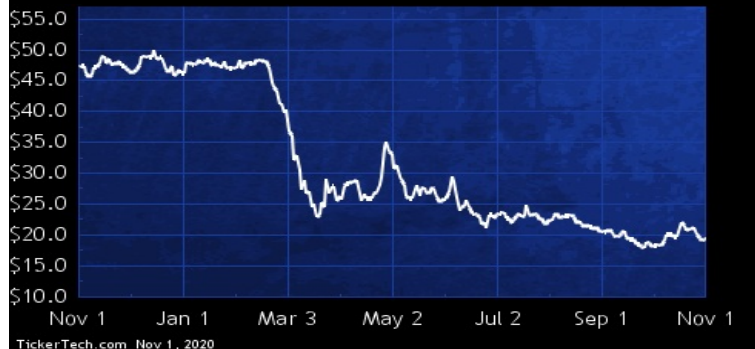
## NC DIVIDEND HISTORY



TickerTech.com Nov 1, 2020

## NC — 4.0% YIELD

### NACCO Industries Inc

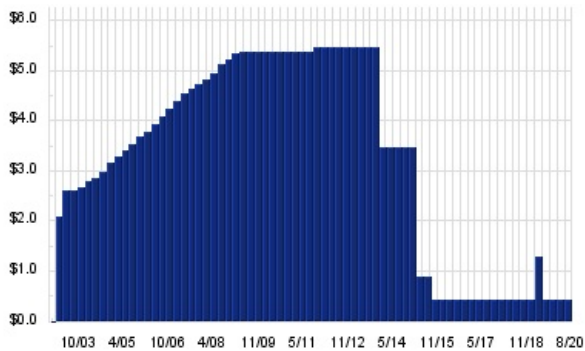


NACCO Industries is a holding company. Through its subsidiaries Co. operates in the mining and natural resources industries. The Coal Mining segment operates surface coal mines under long-term contracts with power generation companies and activated carbon producers pursuant to a service-based business model. The North American Mining segment provides contract mining and other services for producers of aggregates, lithium and other minerals. This segment provides contract mining services for independently owned mines and quarries. NAMining operates primarily at limestone quarries in Florida. The minerals management segment promotes the development of Co.'s oil, gas and coal reserves.

## NRP — KEY STATS

Name: Natural Resource Partners LP  
 Website: [www.nrplp.com](http://www.nrplp.com)  
 Sector: [Metals & Mining](#)

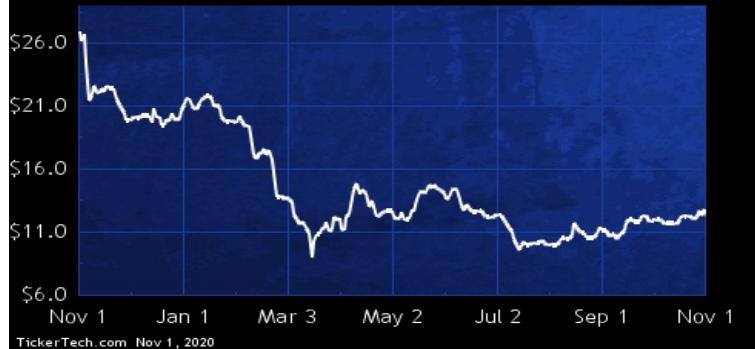
## NRP DIVIDEND HISTORY



TickerTech.com Oct 31, 2020

## NRP — 14.1% YIELD

### Natural Resource Partners LP

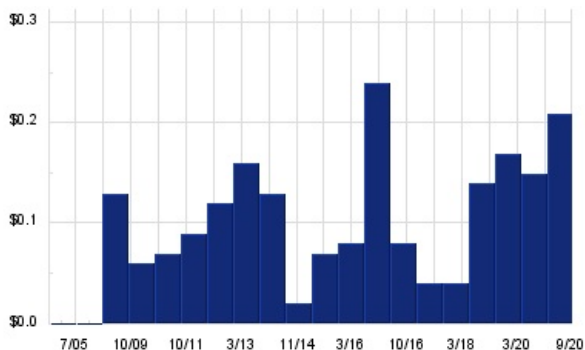


Natural Resource Partners owns, manages and leases a portfolio of mineral properties, including interests in coal and other natural resources and owns a non-controlling 49% interest in Ciner Wyoming LLC, a trona ore mining and soda ash production business. Co.'s business is organized into the following segments: Coal Royalty and Other, which consists primarily of coal royalty properties and coal-related transportation and processing assets; and Soda Ash, in which Ciner Resources LP, Co.'s operating partner, mines the trona, processes it into soda ash, and distributes the soda ash both domestically and internationally into the glass and chemicals industries.

## DRD — KEY STATS

Name: DRD Gold Ltd  
 Website: [www.drdgold.com](http://www.drdgold.com)  
 Sector: [Precious Metals](#)  
 Number of ETFs Holding DRD: 1 (see which ones)  
 Total Market Value Held by ETFs: \$55,075,870  
 Total Market Capitalization: \$202,000,000  
 % of Market Cap. Held by ETFs: 27.27%

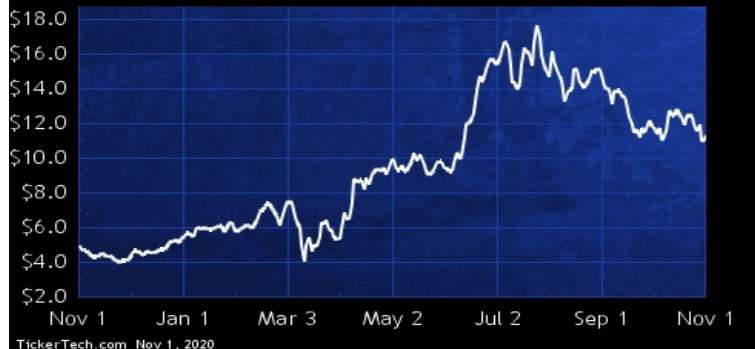
## DRD DIVIDEND HISTORY



TickerTech.com Oct 31, 2020

## DRD — 3.7% YIELD

### DRD Gold Ltd

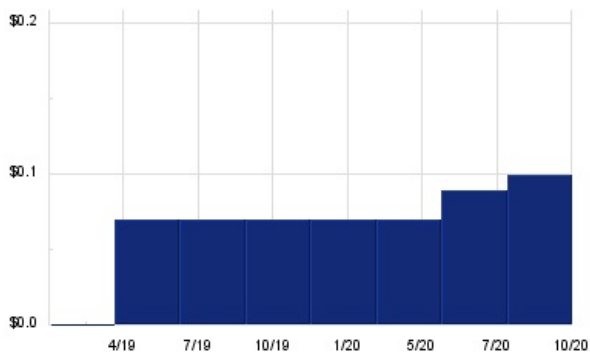


DRDGold is a gold mining company engaged in underground and surface gold mining including exploration, extraction, processing and smelting. Co.'s segments include: Blyvoor, which incorporates the Doornfontein mine, situated on the north-western edge of the Witwatersrand Basin; Crown, which is a surface retreatment operation and treats old slime and sand dumps to the south of Johannesburg's CBD; and Ergo, which consists of Phase 1, a surface retreatment operation which treats East Rand Proprietary Mines Limited's old slime dumps and Phase 2, which explores, evaluates and processes surface uranium- and sulfur bearing tailings on the East and Central Rand goldfields of South Africa.

## CMCL — KEY STATS

Name:	Caledonia Mining Corporation PLC
Website:	<a href="http://www.caledoniamining.com">www.caledoniamining.com</a>
Sector:	Precious Metals
Number of ETFs Holding CMCL:	8 ( <a href="#">see which ones</a> )
Total Market Value Held by ETFs:	\$6,260,784
Total Market Capitalization:	\$173,000,000
% of Market Cap. Held by ETFs:	3.62%

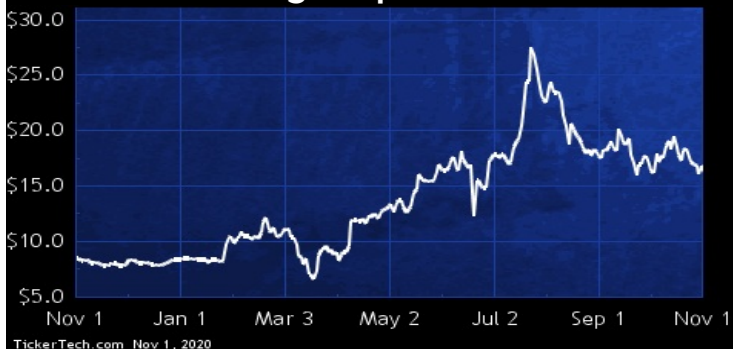
## CMCL DIVIDEND HISTORY



TickerTech.com Nov 1, 2020

## CMCL — 2.4% YIELD

### Caledonia Mining Corporation PLC

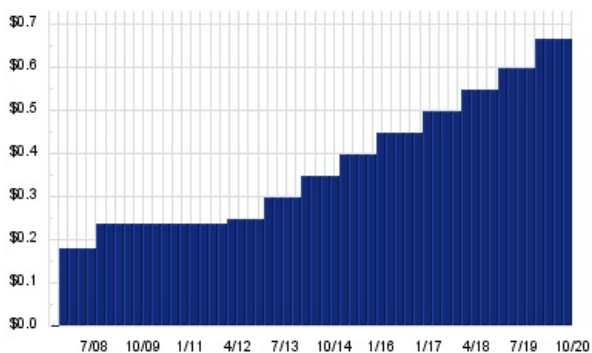


Caledonia Mining Corporation is engaged in the acquisition, exploration and development of mineral properties for the exploitation of base and precious metals focused on Southern Africa. Co.'s primary asset is a 49% interest in the Blanket Mine in Zimbabwe which produced over 50,351 ounces of gold in 2016. Its segments include Corporate, Zimbabwe, and South Africa. The Corporate segment includes administrative functions within the group. The Zimbabwe segment comprise Caledonia Holdings Zimbabwe Ltd. and subsidiaries. The South Africa segment comprises a gold mine, that is on care and maintenance, as well as sales made by Caledonia Mining South Africa Proprietary Limited to the Blanket Mine.

## KALU — KEY STATS

Name:	Kaiser Aluminum Corp.
Stock buyback:	<a href="#">KALU buyback</a>
Website:	<a href="http://www.kaiseraluminum.com">www.kaiseraluminum.com</a>
Sector:	Non-Precious Metals & Non-Metallic Mining
Number of ETFs Holding KALU:	54 ( <a href="#">see which ones</a> )
Total Market Value Held by ETFs:	\$4,777,000,529,976
Total Market Capitalization:	\$960,000,000
% of Market Cap. Held by ETFs:	497604.22%

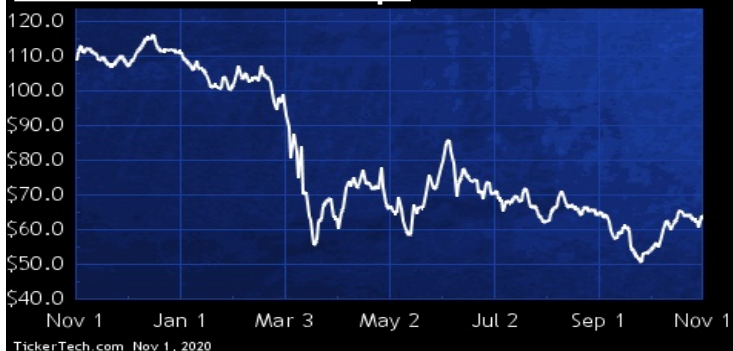
## KALU DIVIDEND HISTORY



TickerTech.com Oct 31, 2020

## KALU — 4.2% YIELD

### Kaiser Aluminum Corp.

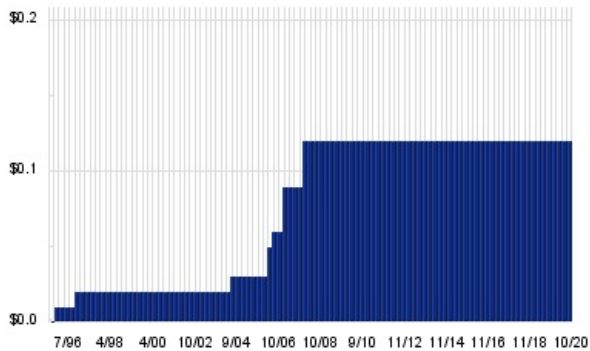


Kaiser Aluminum is a holding company. Through its subsidiaries, Co. manufactures and sells semi-fabricated specialty aluminum mill products for the following end market applications: aerospace and high strength, which includes products such as heat treat plate and sheet, hard alloy extruded shapes, cold finish rod and bar, drawn tube and billet; automotive, which consists of extruded aluminum products for North American automotive applications; general engineering, which consists primarily of 6000-series alloy plate, sheet, rod, bar, tube, wire and standard extruded shapes products; and other industrial, which consists of extruded, drawn and cast billet aluminum products.

## CMC — KEY STATS

Name:	Commercial Metals Co.
Stock buyback:	<a href="#">CMC buyback</a>
Website:	<a href="http://www.cmc.com">www.cmc.com</a>
Sector:	<a href="#">Non-Precious Metals &amp; Non-Metallic Mining</a>
Number of ETFs Holding CMC:	61 ( <a href="#">see which ones</a> )
Total Market Value Held by ETFs:	\$5,171,526,574,650
Total Market Capitalization:	\$2,351,000,000
% of Market Cap. Held by ETFs:	219971.36%

## CMC DIVIDEND HISTORY



TickerTech.com Nov 1, 2020

## STLD — KEY STATS

Name:	Steel Dynamics Inc.
Stock buyback:	<a href="#">STLD buyback</a>
Website:	<a href="http://www.steeldynamics.com">www.steeldynamics.com</a>
Sector:	<a href="#">Non-Precious Metals &amp; Non-Metallic Mining</a>
Number of ETFs Holding STLD:	88 ( <a href="#">see which ones</a> )
Total Market Value Held by ETFs:	\$392,301,215,603,603
Total Market Capitalization:	\$6,431,000,000
% of Market Cap. Held by ETFs:	6100158.85%

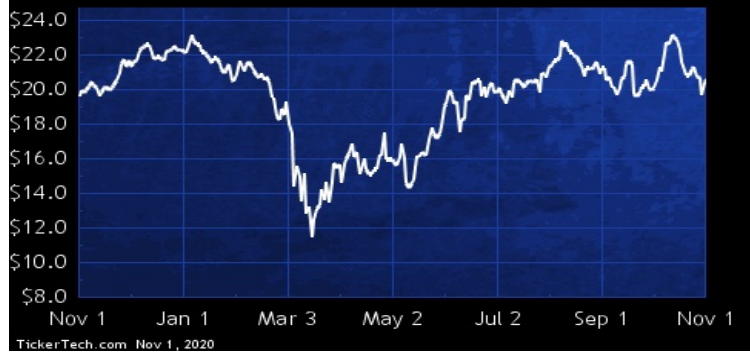
## STLD DIVIDEND HISTORY



TickerTech.com Nov 1, 2020

## CMC — 2.4% YIELD

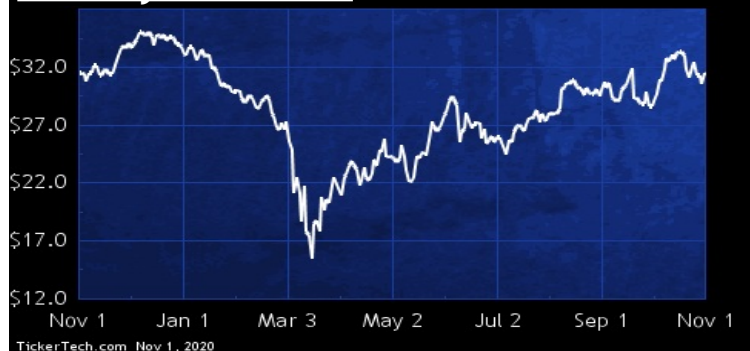
### Commercial Metals Co.



Commercial Metals and its subsidiaries, manufacture, recycle and fabricate steel and metal products, related materials and services through a network of facilities that includes electric arc furnace (EAF) mini mills, EAF micro mills, rerolling mills, steel fabrication and processing plants, construction-related product warehouses and metal recycling facilities in the U.S. and Poland. Co.'s reparable segments are: North America and Europe. Co.'s North America segment is an integrated network of recycling facilities, steel mills and fabrication operations. Co.'s Europe segment is an integrated network of recycling facilities, an EAF mini mill and fabrication operations located in Poland.

## STLD — 3.2% YIELD

### Steel Dynamics Inc.

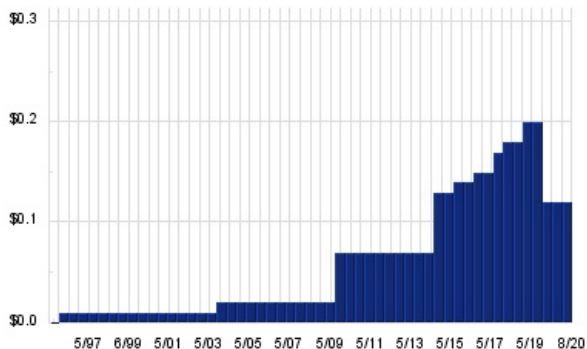


Steel Dynamics is a steel producer and metal recycler. Co. manufactures and sells steel products, processes and sells recycled ferrous and nonferrous metals, and fabricates and sells steel joists and deck products. Co. has three segments: Steel, which produces steel from ferrous scrap and scrap substitutes, utilizing continuous casting, automated rolling mills and several steel coating and processing lines, and Iron Dynamics; metals recycling, which involves the purchase, processing, and resale of ferrous and nonferrous scrap metals into reusable forms and grades; and steel fabrication, which produces steel building components, including steel joists, girders, trusses, and steel deck.

## UFPI — KEY STATS

Name:	UFP Industries Inc
Website:	<a href="http://www.ufpi.com">www.ufpi.com</a>
Sector:	<a href="#">Metals Fabrication &amp; Products</a>
Number of ETFs Holding UFPI:	58 ( <a href="#">see which ones</a> )
Total Market Value Held by ETFs:	\$9,294,380,634,637
Total Market Capitalization:	\$3,098,000,000
% of Market Cap. Held by ETFs:	300012.29%

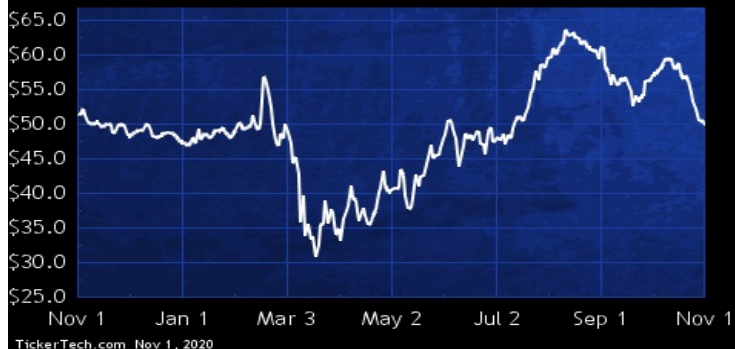
## UFPI DIVIDEND HISTORY



TickerTech.com Nov 1, 2020

## UFPI — 1.0% YIELD

### UFP Industries Inc

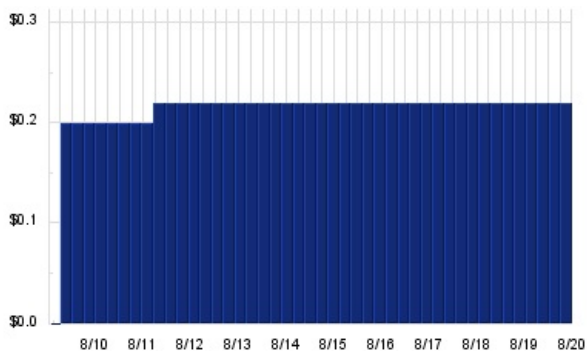


UFP Industries is a holding company. Through its subsidiaries, Co. designs, manufactures and markets wood and wood-alternative products for national home centers and other retailers, structural lumber and other products for the manufactured housing industry, engineered wood components for residential and commercial construction, specialty wood packaging, components and packing materials for various industries, and customized interior fixtures used in a variety of retail and commercial structures. In addition, Co. provides a portfolio of outdoor living products, including wood and wood composite decking and related accessories and decorative lawn and garden products.

## HAYN — KEY STATS

Name:	Haynes International, Inc.
Website:	<a href="http://www.haynesintl.com">www.haynesintl.com</a>
Sector:	<a href="#">Non-Precious Metals &amp; Non-Metallic Mining</a>
Number of ETFs Holding HAYN:	41 ( <a href="#">see which ones</a> )
Total Market Value Held by ETFs:	\$46,630,602
Total Market Capitalization:	\$198,000,000
% of Market Cap. Held by ETFs:	23.55%

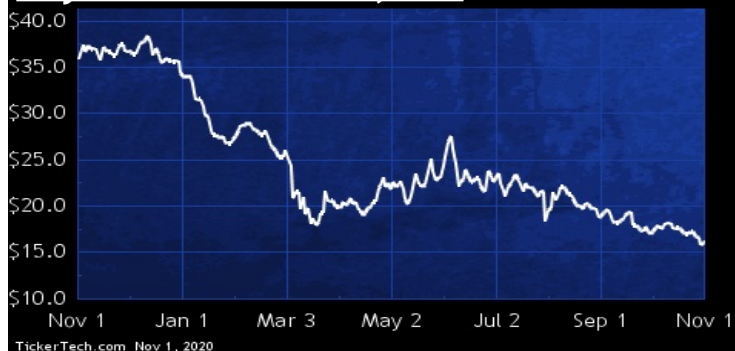
## HAYN DIVIDEND HISTORY



TickerTech.com Oct 31, 2020

## HAYN — 5.5% YIELD

### Haynes International, Inc.



Haynes International develops, manufactures, markets and distributes alloys primarily for use in the aerospace, chemical processing and industrial gas turbine industries. Co.'s products are high-temperature resistant alloys (HTA) and corrosion-resistant alloys (CRA). Co.'s HTA products are used by manufacturers of equipment that is subjected to high temperatures, such as jet engines for the aerospace market, gas turbine engines for power generation and industrial heating equipment. Co.'s CRA products are used in applications that require resistance to corrosive media found in chemical processing, power plant emissions control and hazardous waste treatment.



Nothing in Dividend Channel is intended to be investment advice, nor does it represent the opinion of, counsel from, or recommendations by BNK Invest Inc. or any of its affiliates, subsidiaries or partners. None of the information contained herein constitutes a recommendation that any particular security, portfolio, transaction, or investment strategy is suitable for any specific person. All viewers agree that under no circumstances will BNK Invest, Inc., its subsidiaries, partners, officers, employees, affiliates, or agents be held liable for any loss or damage caused by your reliance on information obtained. By visiting, using or viewing this site, you agree to the following [Full Disclaimer & Terms of Service](#). Video widget and dividend videos powered by Market News Video. Quote data delayed at least 20 minutes; data powered by Ticker Technologies, and Mergent. [Contact Dividend Channel](#); [Meet Our Editorial Staff](#).