

10 Dividend Paying Metals Stocks

<http://www.metalschannel.com/>

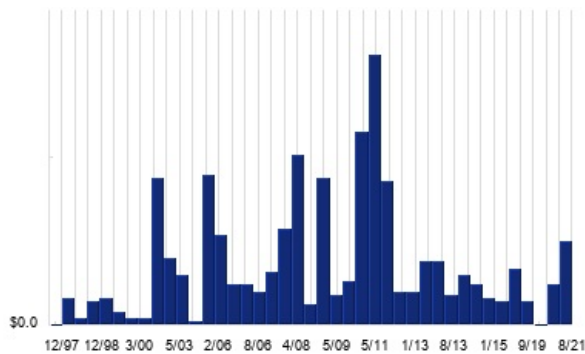
Metals Channel paired our coverage universe of metals stocks, with Dividend Channel's proprietary DividendRank formula, to bring you this list of 10 top ranked dividend paying metals stocks. The DividendRank formula considers a variety of data – dividend history & yield, book value, quarterly earnings – and compares it to the stock's trading data to come up with certain calculations about profitability and about the stock's valuation (whether we think it looks "cheap" or "expensive"). The result is this list of the top most "interesting" ideas that merit further research.



SID — KEY STATS

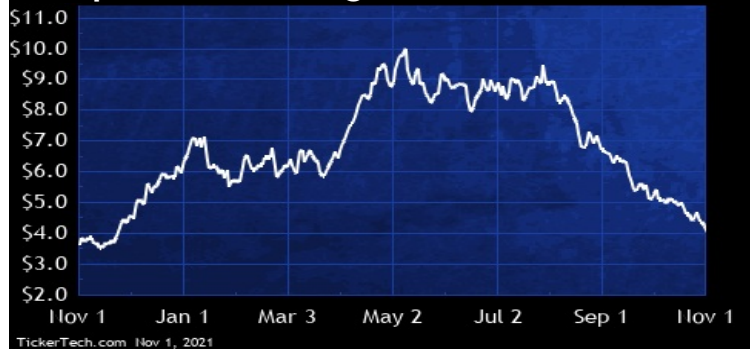
Name:	Companhia Siderurgica Nacional
Website:	www.csn.com.br
Sector:	<u>Non-Precious Metals & Non-Metallic Mining</u>
Number of ETFs Holding SID:	6 (see which ones)
Total Market Value Held by ETFs:	\$6,672,951
Total Market Capitalization:	\$7,603,000,000
% of Market Cap. Held by ETFs:	0.09%

SID DIVIDEND HISTORY



SID — 12.0% YIELD

Companhia Siderurgica Nacional

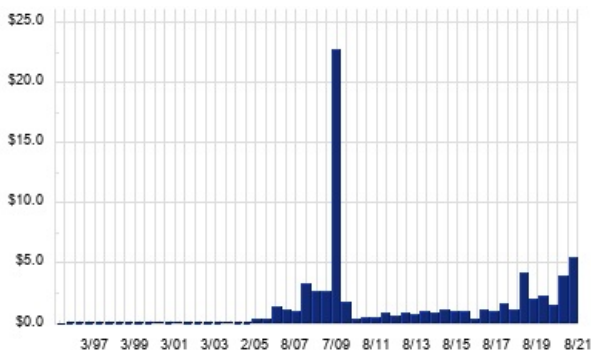


Companhia Siderurgica Nacional is a steel producer in Brazil and Latin America. Co. operates throughout the entire steel production chain, from the mining of iron ore to the production and sale of a range of steel products. Co. divides its business into five segments: steel, which produces carbon steel; mining, which sells its iron ore products mainly in Asia, Europe and Brazil; cement, which is comprised of a cement plant in Volta Redonda, in the state of Rio de Janeiro, and in Arcos, in the state of Minas Gerais; logistics, which comprises railway and port facilities; and energy, which is comprised of generation plants.

RIO — KEY STATS

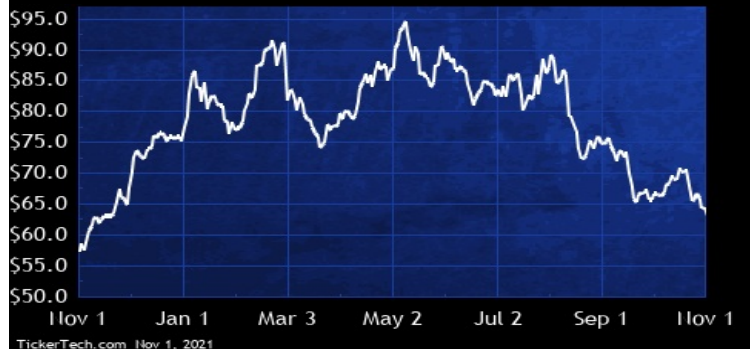
Name:	Rio Tinto Plc
Website:	www.riotinto.com
Sector:	<u>Metals & Mining</u>
Number of ETFs Holding RIO:	6 (see which ones)
Total Market Value Held by ETFs:	\$25,535,636
Total Market Capitalization:	\$88,644,000,000
% of Market Cap. Held by ETFs:	0.03%

RIO DIVIDEND HISTORY



RIO — 11.9% YIELD

Rio Tinto Plc

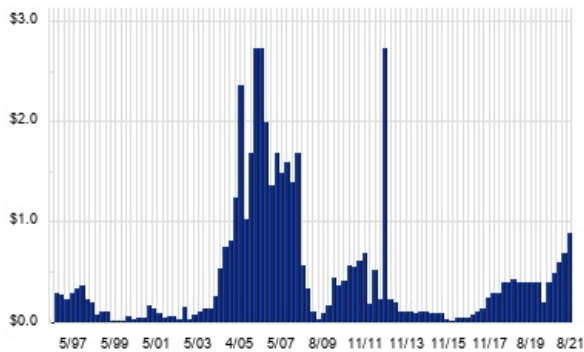


Rio Tinto is engaged in finding, mining and processing mineral resources. Co.'s major products are aluminium, copper, diamonds, gold, industrial minerals (borates, titanium dioxide and salt), iron ore and uranium. Co.'s four product groups include Iron Ore, Aluminium, Copper & Diamonds, and Energy & Minerals. Co. owns and operates the Oyu Tolgoi underground project in Mongolia, the Resolution Copper Project in Arizona, United States, the Gudai-Darri project and the Winu project in Western Australia, Australia, the Simandou project in Guinea, and the Jadar project in Serbia.

SCCO — KEY STATS

Name:	Southern Copper Corp
Website:	www.southerncoppercorp.com
Sector:	<u>Non-Precious Metals & Non-Metallic Mining</u>
Number of ETFs Holding SCCO:	46 (see which ones)
Total Market Value Held by ETFs:	\$257,726,055.29
Total Market Capitalization:	\$47,398,000,000
% of Market Cap. Held by ETFs:	0.54%

SCCO DIVIDEND HISTORY

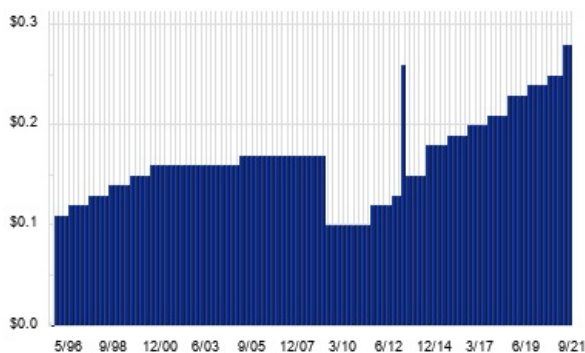


TickerTech.com Oct 30, 2021

WOR — KEY STATS

Name:	Worthington Industries, Inc.
Stock buyback:	WOR buyback
Website:	www.worthingtonindustries.com
Sector:	<u>Non-Precious Metals & Non-Metallic Mining</u>
Number of ETFs Holding WOR:	69 (see which ones)
Total Market Value Held by ETFs:	\$430,884,877.53
Total Market Capitalization:	\$2,687,000,000
% of Market Cap. Held by ETFs:	16.04%

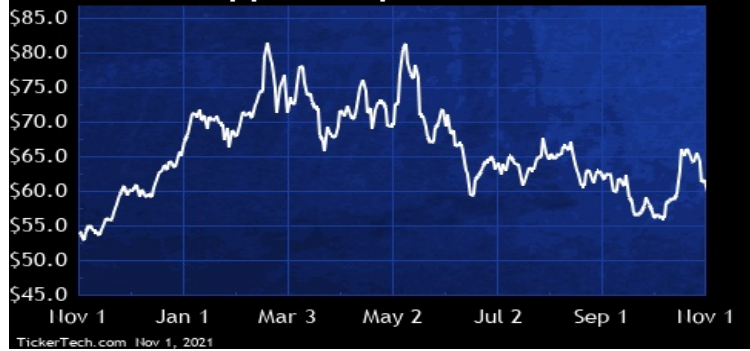
WOR DIVIDEND HISTORY



TickerTech.com Nov 1, 2021

SCCO — 6.7% YIELD

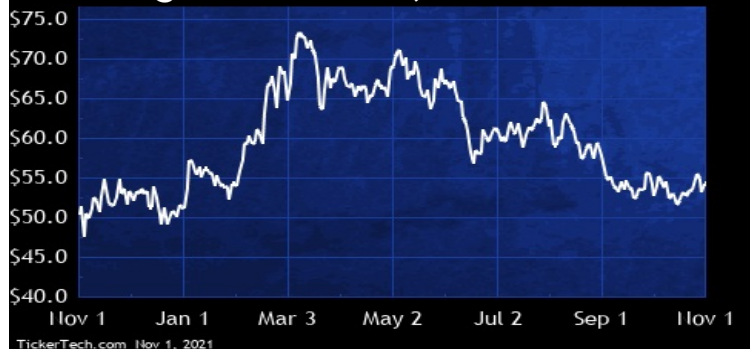
Southern Copper Corp



Southern Copper is a copper producer. Co.'s mining, smelting and refining facilities are located in Peru and Mexico and Co. conducts exploration activities in those countries and in Argentina, Chile and Ecuador. Co.'s Peruvian copper operations involve mining, milling and flotation of copper ore to produce copper concentrates and molybdenum concentrates; the smelting of copper concentrates to produce blister and anode copper; and the refining of anode copper to produce copper cathodes. Co.'s Mexican operations are conducted through its subsidiary, Minera Mexico, S.A. de C.V., which engages primarily in the mining and processing of copper, molybdenum, zinc, silver, gold and lead.

WOR — 2.1% YIELD

Worthington Industries, Inc.

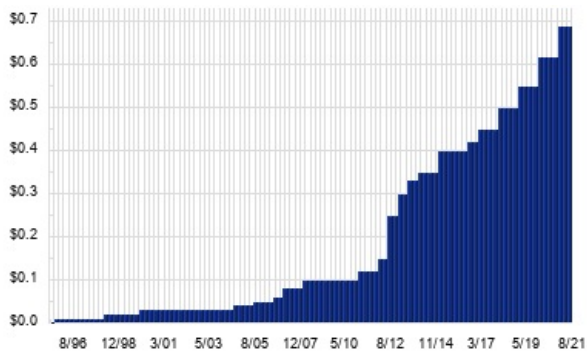


Worthington Industries is an industrial manufacturing company, focused on steel processing and manufactured metal products. Co. has two segments: Steel Processing, which buys coils of steel from integrated steel mills and mini-mills and processes them to the precise type, thickness, length, width, shape and surface quality required by customer specifications, and toll processes steel for steel mills, end-users, service centers and other processors; and Pressure Cylinders, which manufactures and sells filled and unfilled pressure cylinders, tanks, hand torches, tools, well water and expansion tanks, along with various accessories and related products for various end-use market applications.

RS — KEY STATS

Name:	Reliance Steel & Aluminum Co.
Website:	www.rsac.com
Sector:	<u>Non-Precious Metals & Non-Metallic Mining</u>
Number of ETFs Holding RS:	81 (<u>see which ones</u>)
Total Market Value Held by ETFs:	\$1,662,348,043.74
Total Market Capitalization:	\$9,140,000,000
% of Market Cap. Held by ETFs:	18.19%

RS DIVIDEND HISTORY

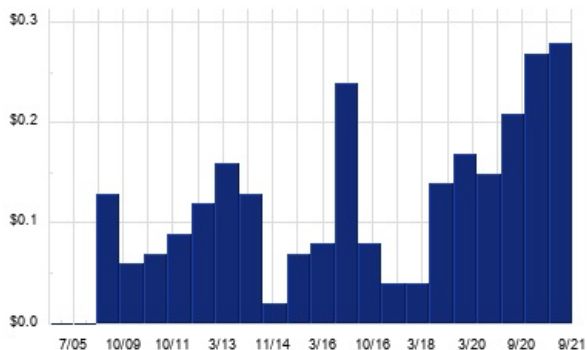


TickerTech.com Nov 1, 2021

DRD — KEY STATS

Name:	DRD Gold Ltd
Website:	www.drdgold.com
Sector:	<u>Precious Metals</u>
Number of ETFs Holding DRD:	2 (<u>see which ones</u>)
Total Market Value Held by ETFs:	\$56,274,639
Total Market Capitalization:	\$175,000,000
% of Market Cap. Held by ETFs:	32.16%

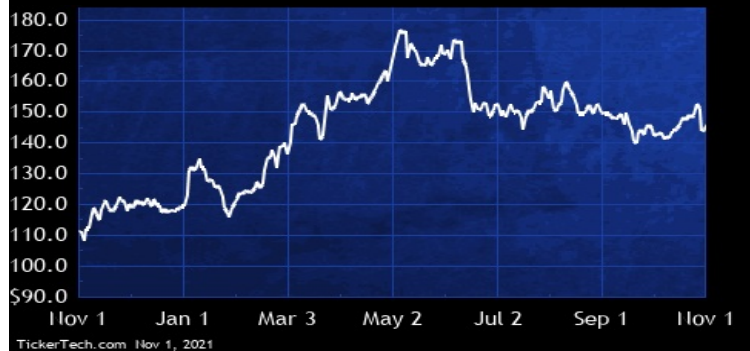
DRD DIVIDEND HISTORY



TickerTech.com Oct 31, 2021

RS — 1.9% YIELD

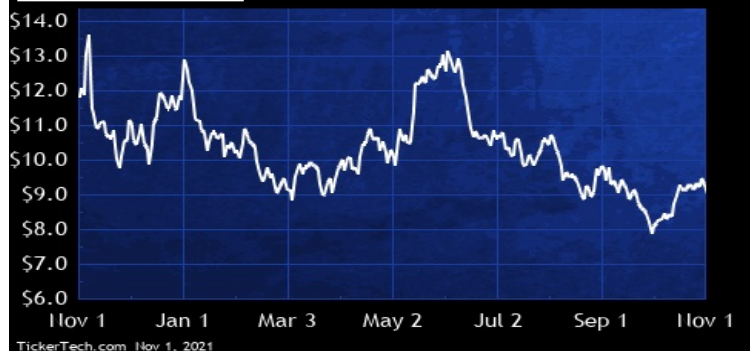
Reliance Steel & Aluminum Co.



Reliance Steel & Aluminum is a metals service center company. Co. provides metals processing services and distributes a line of metal products, including alloy, aluminum, brass, copper, carbon steel, stainless steel, titanium and specialty steel products, to its customers in a range of industries, including general manufacturing, non-residential construction (including infrastructure), transportation (rail, truck trailer and shipbuilding), aerospace and defense, energy (oil and natural gas), electronics and semiconductor fabrication, and heavy industry (agricultural, construction and mining equipment). Co. also services the auto industry, primary through its toll processing operations.

DRD — 5.9% YIELD

DRD Gold Ltd

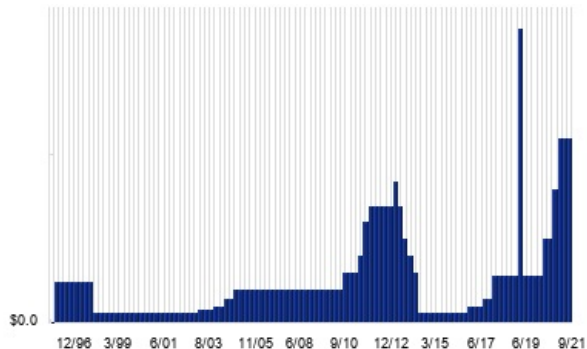


DRDGOLD Is a mining company focused on treatment of surface gold tailings. Co. is engaged in the retreatment of mine dump sand tailings dams. Co. reclaims mine tailings mainly by way of high pressure hydromechanical mining. Reclaimed gold bearing materials are transported through a network of pipelines to its metallurgical plants and process water returned by way of a closed circuit to the reclamation sites. After processing, the ensuing residue tail is disposed of on tailings storage facilities.

NEM — KEY STATS

Name:	Newmont Corp
Website:	www.newmont.com
Sector:	Precious Metals
Number of ETFs Holding NEM:	122 (see which ones)
Total Market Value Held by ETFs:	\$7,576,703,217.7
Total Market Capitalization:	\$45,982,000,000
% of Market Cap. Held by ETFs:	16.48%

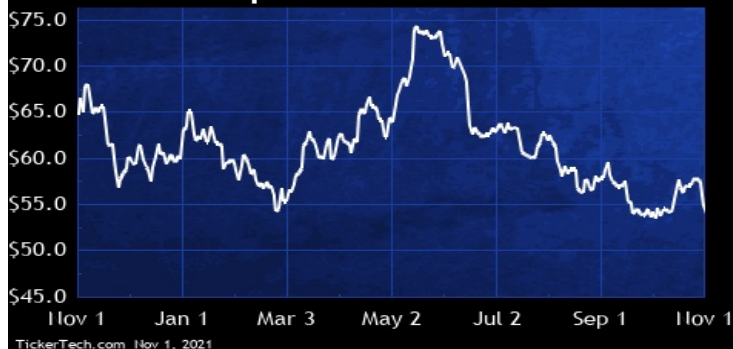
NEM DIVIDEND HISTORY



TickerTech.com Oct 31, 2021

NEM — 4.1% YIELD

Newmont Corp

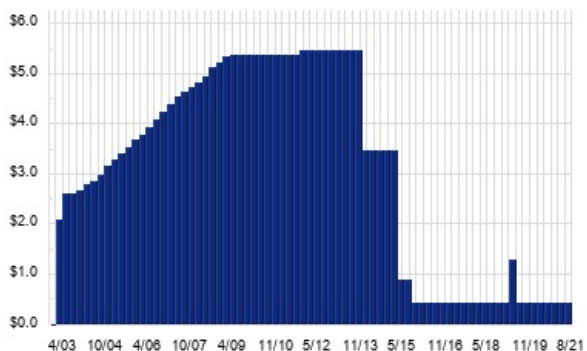


Newmont is primarily a gold producer with operations and/or assets in the United States, Canada, Mexico, Dominican Republic, Peru, Suriname, Argentina, Chile, Australia and Ghana. Co. is also engaged in the production of copper, silver, lead and zinc. Co.'s operations are organized in five geographic regions; North America, South America, Australia, Africa and Nevada.

NRP — KEY STATS

Name:	Natural Resource Partners LP
Website:	www.nrplp.com
Sector:	Metals & Mining

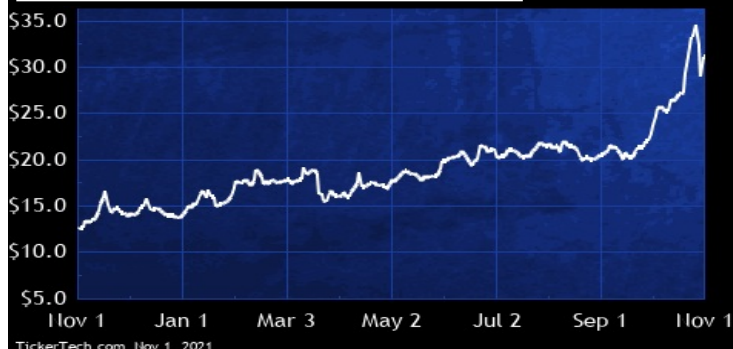
NRP DIVIDEND HISTORY



TickerTech.com Oct 31, 2021

NRP — 5.8% YIELD

Natural Resource Partners LP

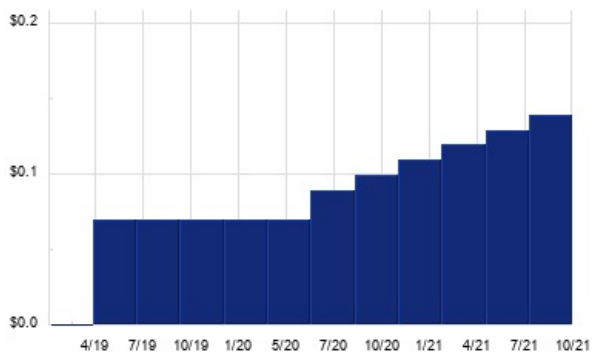


Natural Resource Partners owns, manages and leases a portfolio of mineral properties, including interests in coal and other natural resources and owns a non-controlling 49% interest in Ciner Wyoming LLC, a trona ore mining and soda ash production business. Co.'s business is organized into the following segments: Coal Royalty and Other, which consists primarily of coal royalty properties and coal-related transportation and processing assets; and Soda Ash, in which Ciner Resources LP, Co.'s operating partner, mines the trona, processes it into soda ash, and distributes the soda ash both domestically and internationally into the glass and chemicals industries.

CMCL — KEY STATS

Name:	Caledonia Mining Corporation PLC
Website:	www.caledoniamining.com
Sector:	Precious Metals
Number of ETFs Holding CMCL:	3 (see which ones)
Total Market Value Held by ETFs:	\$6,479,389
Total Market Capitalization:	\$155,000,000
% of Market Cap. Held by ETFs:	4.18%

CMCL DIVIDEND HISTORY

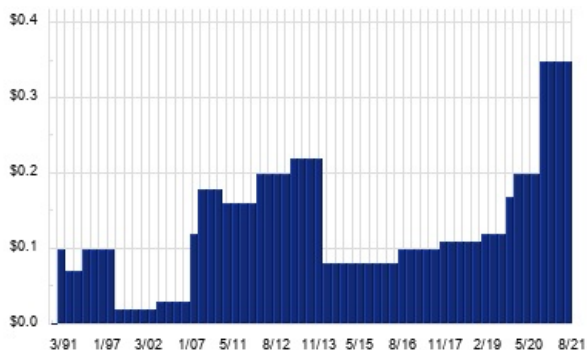


TickerTech.com Nov 1, 2021

AEM — KEY STATS

Name:	Agnico Eagle Mines Ltd
Website:	www.agnicoeagle.com
Sector:	Precious Metals
Number of ETFs Holding AEM:	7 (see which ones)
Total Market Value Held by ETFs:	\$594,979,707
Total Market Capitalization:	\$12,367,000,000
% of Market Cap. Held by ETFs:	4.81%

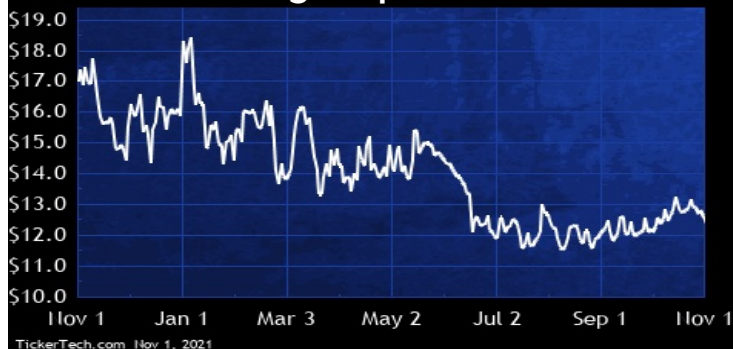
AEM DIVIDEND HISTORY



TickerTech.com Nov 1, 2021

CMCL — 4.5% YIELD

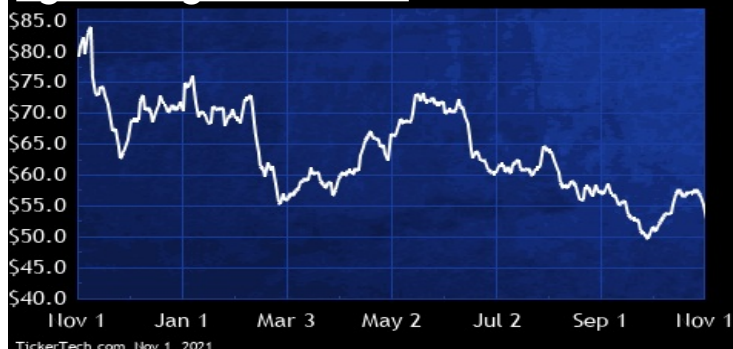
Caledonia Mining Corporation PLC



Caledonia Mining is primarily focusing on the operation of a gold mine and the exploration and development of mineral properties for precious metals. Co.'s activities are focused on Blanket Mine in Zimbabwe. Zimbabwe and South Africa describe the operations of Co.'s reportable segments. The Zimbabwe operating segment comprises Caledonia Holdings Zimbabwe Limited and subsidiaries. The South Africa geographical segment comprises sales made by Co.'s subsidiary, Caledonia Mining South Africa Proprietary Limited, to the Blanket Mine.

AEM — 2.6% YIELD

Agnico Eagle Mines Ltd



Agnico-Eagle Mines is a gold mining company with mining operations in Canada, Mexico and Finland. Co. earns a proportion of its revenues from the production and sale of gold in both dore bar and concentrate form. The remainder of revenue and cash flow is generated by the production and sale of byproduct metals. The revenue from byproduct metals is mainly generated by production at the LaRonde mine in Canada (silver, zinc, copper and lead) and the Pinos Altos mine in Mexico (silver).



Nothing in Dividend Channel is intended to be investment advice, nor does it represent the opinion of, counsel from, or recommendations by BNK Invest Inc. or any of its affiliates, subsidiaries or partners. None of the information contained herein constitutes a recommendation that any particular security, portfolio, transaction, or investment strategy is suitable for any specific person. All viewers agree that under no circumstances will BNK Invest, Inc., its subsidiaries, partners, officers, employees, affiliates, or agents be held liable for any loss or damage caused by your reliance on information obtained. By visiting, using or viewing this site, you agree to the following [Full Disclaimer & Terms of Service](#). Video widget and dividend videos powered by Market News Video. Quote data delayed at least 20 minutes; data powered by Ticker Technologies, and Mergent. [Contact Dividend Channel](#); [Meet Our Editorial Staff](#).