

## 10 Dividend Paying Metals Stocks

<http://www.metalschannel.com/>

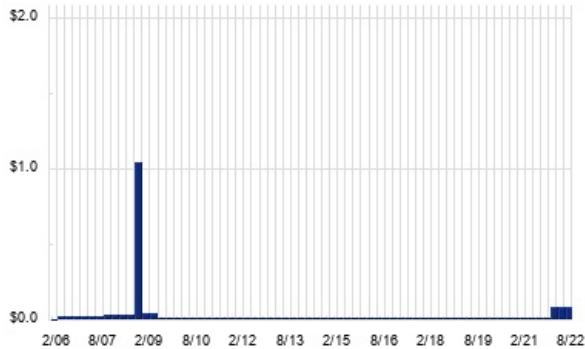
Metals Channel paired our coverage universe of metals stocks, with Dividend Channel's proprietary DividendRank formula, to bring you this list of 10 top ranked dividend paying metals stocks. The DividendRank formula considers a variety of data – dividend history & yield, book value, quarterly earnings – and compares it to the stock's trading data to come up with certain calculations about profitability and about the stock's valuation (whether we think it looks "cheap" or "expensive"). The result is this list of the top most "interesting" ideas that merit further research.



## ZEUS — KEY STATS

Name:	Olympic Steel Inc.
Stock buyback:	<a href="#">ZEUS buyback</a>
Website:	<a href="http://www.olysteel.com">www.olysteel.com</a>
Sector:	<a href="#">Non-Precious Metals &amp; Non-Metallic Mining</a>
Number of ETFs Holding ZEUS:	40 ( <a href="#">see which ones</a> )
Total Market Value Held by ETFs:	\$78,148,254.35
Total Market Capitalization:	\$300,000,000
% of Market Cap. Held by ETFs:	26.05%

## ZEUS DIVIDEND HISTORY

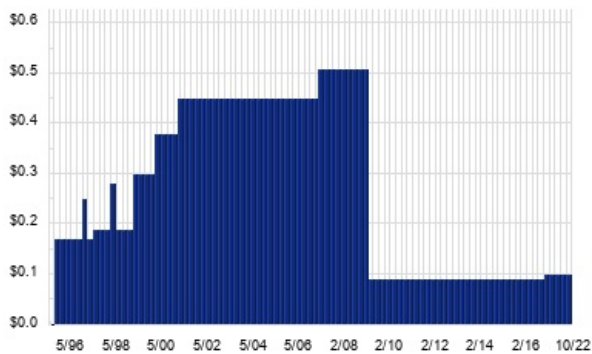


TickerTech.com Nov 1, 2022

## AA — KEY STATS

Name:	Alcoa Corporation
Website:	<a href="http://www.alcoa.com">www.alcoa.com</a>
Sector:	<a href="#">Metals Fabrication &amp; Products</a>
Number of ETFs Holding AA:	82 ( <a href="#">see which ones</a> )
Total Market Value Held by ETFs:	\$1,274,466,381.43
Total Market Capitalization:	\$7,451,000,000
% of Market Cap. Held by ETFs:	17.10%

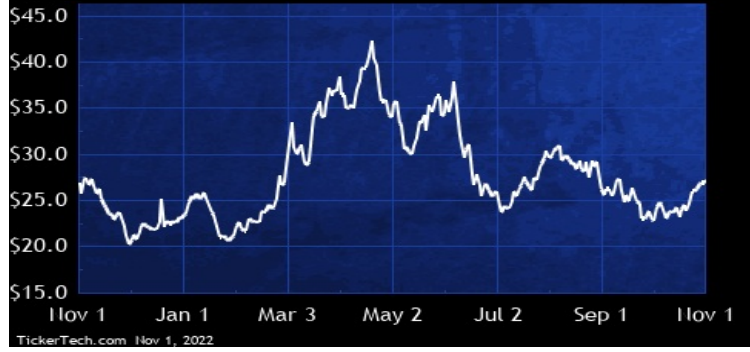
## AA DIVIDEND HISTORY



TickerTech.com Nov 1, 2022

## ZEUS — 1.3% YIELD

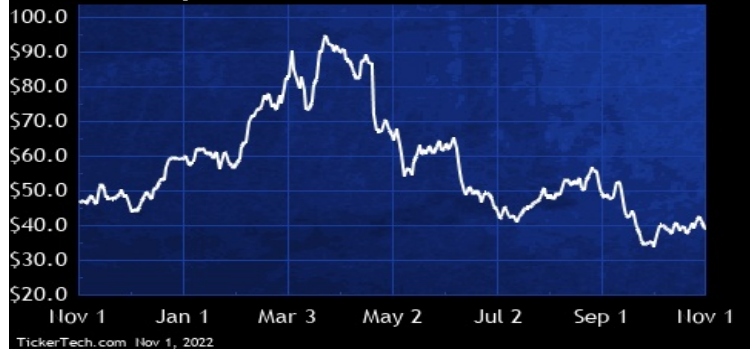
### Olympic Steel Inc.



Olympic Steel is a metals service center. Co. operates in three reportable segments: specialty metals flat products, which its product offerings include differing types of stainless flat-rolled sheet and coil and prime tin mill products; carbon flat products, which focus on the direct sale and distribution of processed carbon and coated flat-rolled sheet, coil and plate products and fabricated parts; and tubular and pipe products, which distributes metal tubing, pipe, bar, valve and fittings and fabricate pressure parts supplied to various industrial markets.

## AA — 1.0% YIELD

### Alcoa Corporation



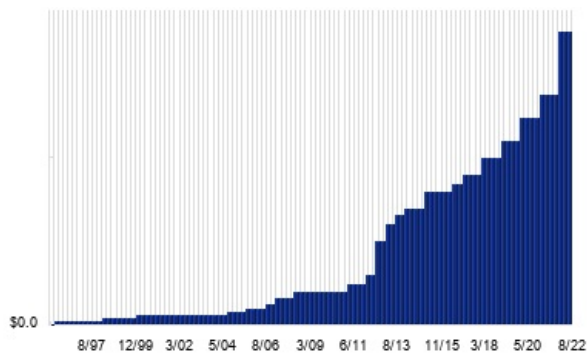
Alcoa is a global company with direct and indirect ownership of operating locations across several countries. Co.'s operations consist of three reportable business segments: Bauxite, Alumina, and Aluminum. The Bauxite and Alumina segments primarily consist of a series of affiliated operating entities held in Alcoa World Alumina and Chemicals, a global, unincorporated joint venture between Co. and Alumina Limited. The Aluminum segment consists of Co.'s aluminum smelting, casting, and rolling businesses, along with the majority of the energy production business.

**Preferreds:** [ARNC.PR](#), [ARNC.PRB](#)

## RS — KEY STATS

Name:	Reliance Steel & Aluminum Co.
Website:	<a href="http://www.rsac.com">www.rsac.com</a>
Sector:	<u>Non-Precious Metals &amp; Non-Metallic Mining</u>
Number of ETFs Holding RS:	84 ( <a href="#">see which ones</a> )
Total Market Value Held by ETFs:	\$2,286,258,944.2
Total Market Capitalization:	\$12,053,000,000
% of Market Cap. Held by ETFs:	18.97%

## RS DIVIDEND HISTORY

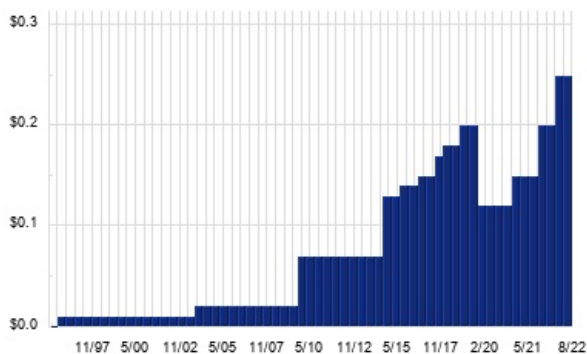


TickerTech.com Nov 1, 2022

## UFPI — KEY STATS

Name:	UFP Industries Inc
Website:	<a href="http://www.ufpi.com">www.ufpi.com</a>
Sector:	<u>Metals Fabrication &amp; Products</u>
Number of ETFs Holding UFPI:	65 ( <a href="#">see which ones</a> )
Total Market Value Held by ETFs:	\$1,036,726,770.68
Total Market Capitalization:	\$4,331,000,000
% of Market Cap. Held by ETFs:	23.94%

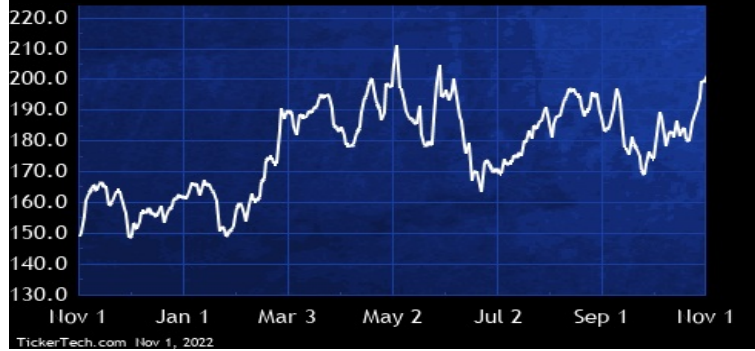
## UFPI DIVIDEND HISTORY



TickerTech.com Nov 1, 2022

## RS — 1.7% YIELD

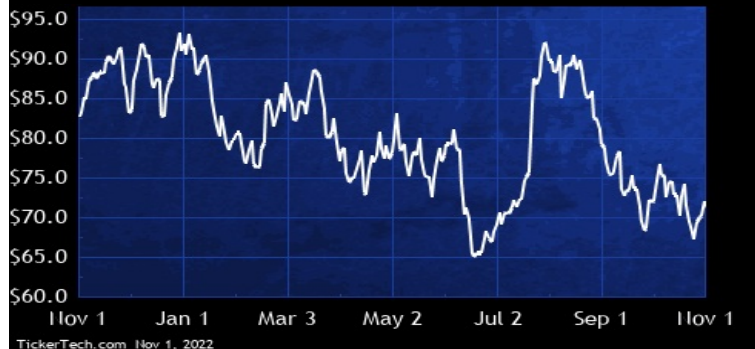
### Reliance Steel & Aluminum Co.



Reliance Steel & Aluminum is a metals service center company. Co. provides metals processing services and distributes a line of metal products, including alloy, aluminum, brass, copper, carbon steel, stainless steel, titanium and specialty steel products, to its customers in a range of industries, including general manufacturing, non-residential construction (including infrastructure), transportation (rail, truck trailer and shipbuilding), aerospace and defense, energy (oil and natural gas), electronics and semiconductor fabrication, and heavy industry (agricultural, construction and mining equipment). Co. also services the auto industry, primary through its toll processing operations.

## UFPI — 1.4% YIELD

### UFP Industries Inc

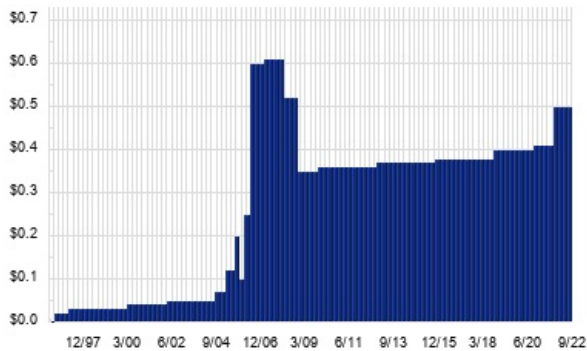


UFP Industries is a holding company. Through its subsidiaries, Co. designs, manufactures and markets wood and wood-alternative products for national home centers and other retailers, structural lumber and other products for the manufactured housing industry, engineered wood components for residential and commercial construction, specialty wood packaging, components and packing materials for various industries, and customized interior fixtures used in a variety of retail and commercial structures. In addition, Co. provides a portfolio of outdoor living products, including wood and wood composite decking and related accessories and decorative lawn and garden products.

## NUE — KEY STATS

Name:	Nucor Corp.
Stock buyback:	<a href="#">NUE buyback</a>
Website:	<a href="http://www.nucor.com">www.nucor.com</a>
Sector:	<a href="#">Non-Precious Metals &amp; Non-Metallic Mining</a>
Number of ETFs Holding NUE:	121 ( <a href="#">see which ones</a> )
Total Market Value Held by ETFs:	\$6,437,377,479.37
Total Market Capitalization:	\$35,472,000,000
% of Market Cap. Held by ETFs:	18.15%

## NUE DIVIDEND HISTORY

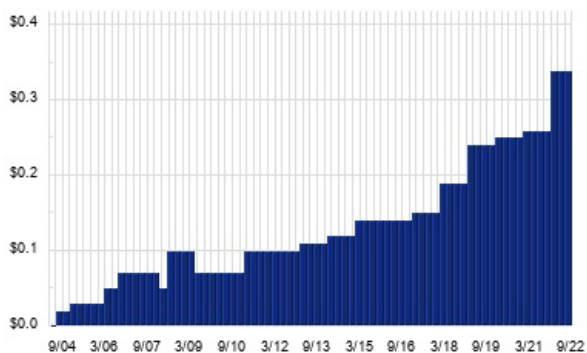


TickerTech.com Nov 1, 2022

## STLD — KEY STATS

Name:	Steel Dynamics Inc.
Stock buyback:	<a href="#">STLD buyback</a>
Website:	<a href="http://www.steeldynamics.com">www.steeldynamics.com</a>
Sector:	<a href="#">Non-Precious Metals &amp; Non-Metallic Mining</a>
Number of ETFs Holding STLD:	99 ( <a href="#">see which ones</a> )
Total Market Value Held by ETFs:	\$3,166,178,602.06
Total Market Capitalization:	\$17,113,000,000
% of Market Cap. Held by ETFs:	18.50%

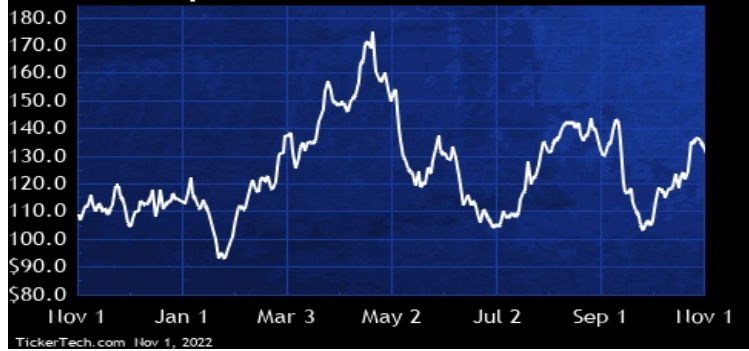
## STLD DIVIDEND HISTORY



TickerTech.com Nov 1, 2022

## NUE — 1.5% YIELD

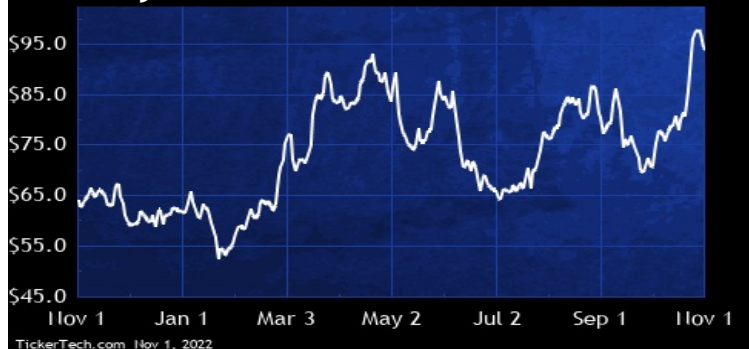
### Nucor Corp.



Nucor manufactures steel and steel products. Co. has three segments: steel mills, which produces sheet steel, plate steel, structural steel and bar steel; steel products, which produces hollow structural section steel tubing, electrical conduit, steel racking, steel joists and joist girders, steel deck, fabricated concrete reinforcing steel, cold finished steel, steel fasteners, metal building systems, insulated metal panels, steel grating and expanded metal, and wire and wire mesh; and raw materials, which produces direct reduced iron (DRI), brokers ferrous and nonferrous metals, pig iron, hot briquetted iron and DRI, supplies ferro-alloys, and processes ferrous and nonferrous scrap metal.

## STLD — 1.4% YIELD

### Steel Dynamics Inc.

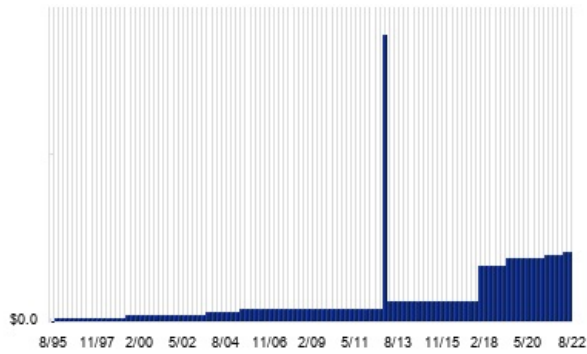


Steel Dynamics is a steel producer and metal recycler in the U.S. Co. manufactures and sells steel products, processes and sells recycled ferrous and nonferrous metals, and fabricates and sells steel joists and deck products. Co.'s segments include: Steel Operations, which produce steel from ferrous scrap and scrap substitutes, utilize continuous casting, automated rolling mills and various steel coating and process lines; Metals Recycling Operations, which include both ferrous and nonferrous scrap metal processing, transportation, marketing, brokerage and scrap management services; and Steel Fabrication Operations, which serve the non-residential construction industry throughout the U.S.

## NC — KEY STATS

Name:	NACCO Industries Inc
Stock buyback:	<a href="#">NC buyback</a>
Website:	<a href="http://www.nacco.com">www.nacco.com</a>
Sector:	<a href="#">Metals &amp; Mining</a>
Number of ETFs Holding NC:	17 ( <a href="#">see which ones</a> )
Total Market Value Held by ETFs:	\$21,842,669
Total Market Capitalization:	\$316,000,000
% of Market Cap. Held by ETFs:	6.91%

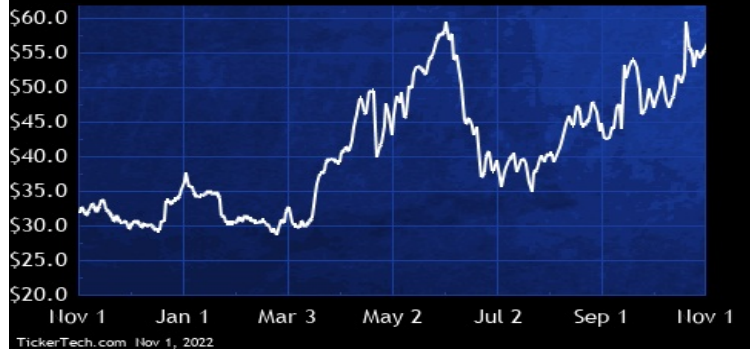
## NC DIVIDEND HISTORY



TickerTech.com Nov 1, 2022

## NC — 1.5% YIELD

### NACCO Industries Inc

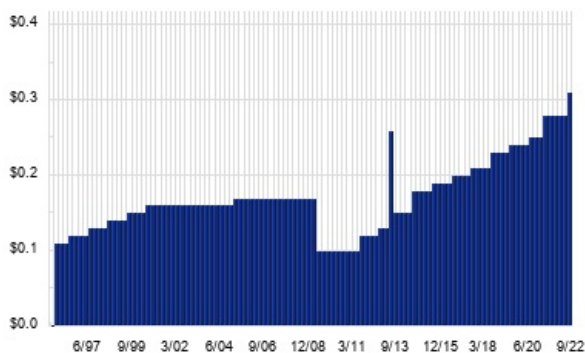


NACCO Industries is a holding company. Through its subsidiaries, Co. delivers aggregates, minerals, reliable fuels and environmental solutions through its portfolio of NACCO Natural Resources businesses. Co. operates under three business segments: Coal Mining, North American Mining (NAMining) and Minerals Management. The Coal Mining segment operates surface coal mines for power generation companies and an activated carbon producer. The NAMining segment is a mining partner for producers of aggregates, lithium and other minerals. The Minerals Management segment, which includes the Catapult Mineral Partners business, acquires and promotes the development of mineral interests.

## WOR — KEY STATS

Name:	Worthington Industries, Inc.
Stock buyback:	<a href="#">WOR buyback</a>
Website:	<a href="http://www.worthingtonindustries.com">www.worthingtonindustries.com</a>
Sector:	<a href="#">Non-Precious Metals &amp; Non-Metallic Mining</a>
Number of ETFs Holding WOR:	63 ( <a href="#">see which ones</a> )
Total Market Value Held by ETFs:	\$348,282,865.96
Total Market Capitalization:	\$2,306,000,000
% of Market Cap. Held by ETFs:	15.10%

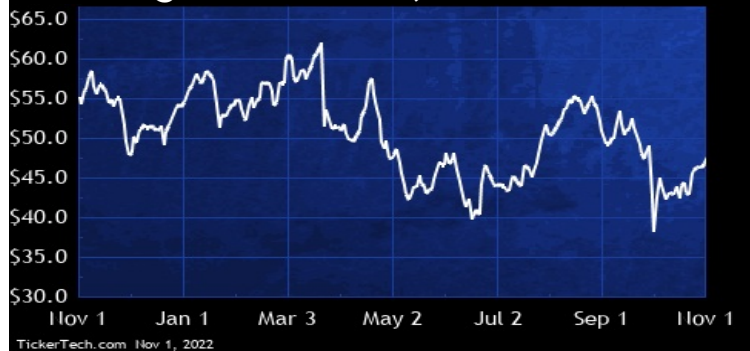
## WOR DIVIDEND HISTORY



TickerTech.com Nov 1, 2022

## WOR — 2.6% YIELD

### Worthington Industries, Inc.

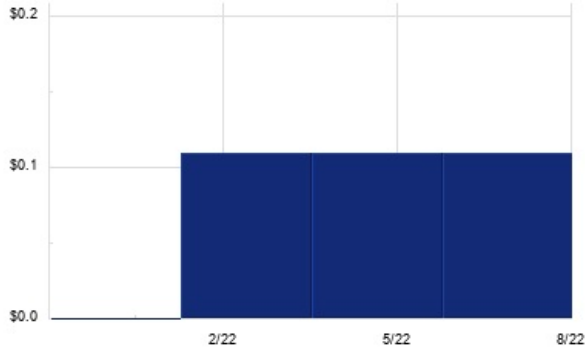


Worthington Industries is an industrial manufacturing company, focused on steel processing and manufactured metal products. Co.'s manufactured metal products include: pressure cylinders for liquefied petroleum gas (LPG), compressed natural gas, hydrogen, oxygen, refrigerant and other industrial gas storage; water well tanks for commercial and residential uses; hand torches and filled hand torch cylinders; propane-filled camping cylinders; helium-filled balloon kits; hand tools and instruments; and drywall tools and related accessories; and, through its joint ventures, ceiling grid solutions; laser welded blanks; and light gauge steel framing for commercial and residential construction.

## METC — KEY STATS

Name:	Ramaco Resources Inc
Website:	<a href="http://www.ramacocoal.com">www.ramacocoal.com</a>
Sector:	<a href="#">Metals &amp; Mining</a>
Number of ETFs Holding METC:	23 ( <a href="#">see which ones</a> )
Total Market Value Held by ETFs:	\$24,700,931.5
Total Market Capitalization:	\$513,000,000
% of Market Cap. Held by ETFs:	4.81%

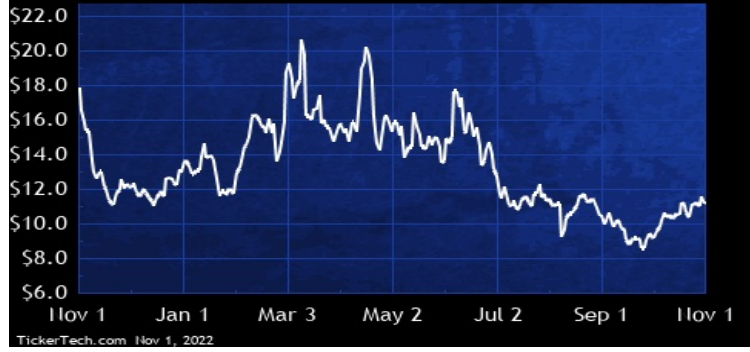
## METC DIVIDEND HISTORY



TickerTech.com Nov 1, 2022

## METC — 4.0% YIELD

### Ramaco Resources Inc

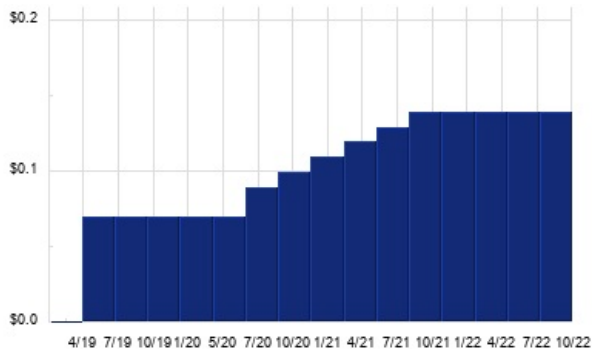


Ramaco Resources is a holding company. Through its subsidiaries, Co. is an operator and developer of metallurgical coal in southern West Virginia, southwestern Virginia, and southwestern Pennsylvania. Co.'s development portfolio primarily includes four properties: Elk Creek mining complex, Berwind mining complex, RAM Mine and Knox Creek.

## CMCL — KEY STATS

Name:	Caledonia Mining Corporation PLC
Website:	<a href="http://www.caledoniamining.com">www.caledoniamining.com</a>
Sector:	<a href="#">Precious Metals</a>
Number of ETFs Holding CMCL:	2 ( <a href="#">see which ones</a> )
Total Market Value Held by ETFs:	\$5,086,857
Total Market Capitalization:	\$131,000,000
% of Market Cap. Held by ETFs:	3.88%

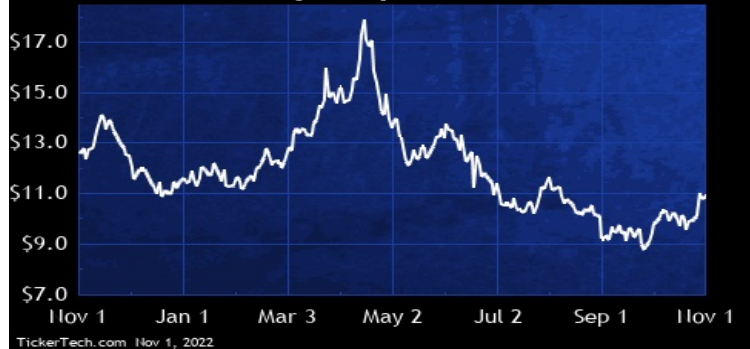
## CMCL DIVIDEND HISTORY



TickerTech.com Nov 1, 2022

## CMCL — 5.1% YIELD

### Caledonia Mining Corporation PLC



Caledonia Mining is primarily focusing on the operation of a gold mine and the exploration and development of mineral properties for precious metals. Co.'s activities are focused on Blanket Mine in Zimbabwe. Zimbabwe and South Africa describe the operations of Co.'s reportable segments. The Zimbabwe operating segment comprises Co.'s subsidiaries, Caledonia Holdings Zimbabwe (Private) Limited and subsidiaries and Caledonia Mining Services (Private) Limited. The South African geographical segment comprises sales made by Co.'s subsidiary, Caledonia Mining South Africa Proprietary Limited, to the Blanket Mine.



Nothing in Dividend Channel is intended to be investment advice, nor does it represent the opinion of, counsel from, or recommendations by BNK Invest Inc. or any of its affiliates, subsidiaries or partners. None of the information contained herein constitutes a recommendation that any particular security, portfolio, transaction, or investment strategy is suitable for any specific person. All viewers agree that under no circumstances will BNK Invest, Inc., its subsidiaries, partners, officers, employees, affiliates, or agents be held liable for any loss or damage caused by your reliance on information obtained. By visiting, using or viewing this site, you agree to the following [Full Disclaimer & Terms of Service](#). Video widget and dividend videos powered by Market News Video. Quote data delayed at least 20 minutes; data powered by Ticker Technologies, and Mergent. [Contact Dividend Channel](#); [Meet Our Editorial Staff](#).