

10 Dividend Paying Metals Stocks

<http://www.metalschannel.com/>

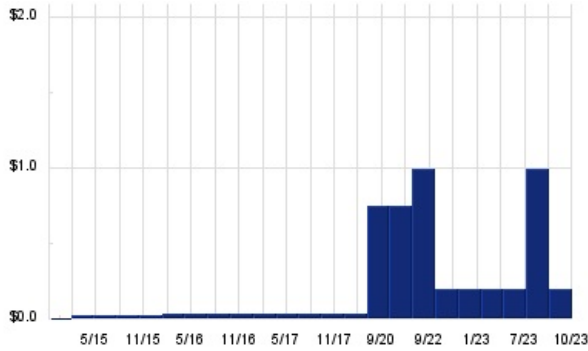
Metals Channel paired our coverage universe of metals stocks, with Dividend Channel's proprietary DividendRank formula, to bring you this list of 10 top ranked dividend paying metals stocks. The DividendRank formula considers a variety of data – dividend history & yield, book value, quarterly earnings – and compares it to the stock's trading data to come up with certain calculations about profitability and about the stock's valuation (whether we think it looks "cheap" or "expensive"). The result is this list of the top most "interesting" ideas that merit further research.



AMRK — KEY STATS

Name:	A-Mark Precious Metals, Inc
Stock buyback:	AMRK buyback
Website:	www.amark.com
Sector:	Precious Metals
Number of ETFs Holding AMRK:	23 (see which ones)
Total Market Value Held by ETFs:	\$50,393,332.25
Total Market Capitalization:	\$648,000,000
% of Market Cap. Held by ETFs:	7.78%

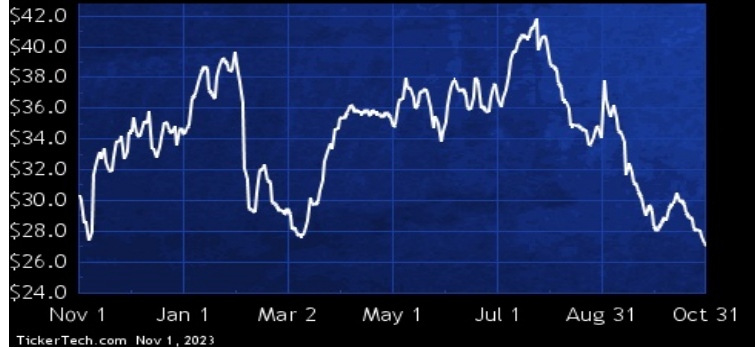
AMRK DIVIDEND HISTORY



TickerTech.com Nov 1, 2023

AMRK — 3.0% YIELD

A-Mark Precious Metals, Inc

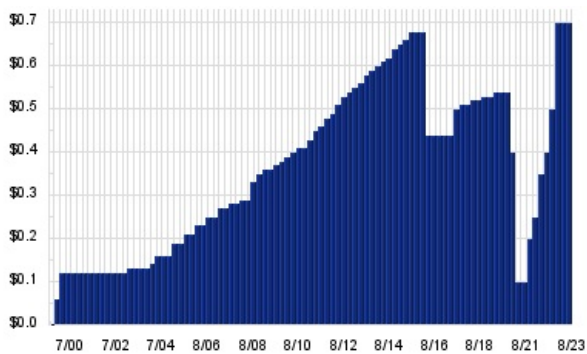


A-Mark Precious Metals is a precious metals platform that provides gold, silver, platinum, palladium, and copper bullion, numismatic coins, and related products to wholesale and retail customers. Co.'s segments are: Wholesale Sales and Ancillary Services, which include Industrial, Coin and Bar, Trading and Finance, Storage, Logistics, and Mint; Direct-to-Consumer, which operates via its subsidiaries, JM Bullion, Inc. and Goldline, Inc., which sell precious metals; and Secured Lending, which operates via its subsidiary, Collateral Finance Corporation, LLC, that originates and acquires commercial loans secured by bullion, numismatic coins, sports cards and sports memorabilia.

ARLP — KEY STATS

Name:	Alliance Resource Partners LP
Website:	www.arlp.com
Sector:	Metals & Mining
Number of ETFs Holding ARLP:	6 (see which ones)
Total Market Value Held by ETFs:	\$5,508,302.47
Total Market Capitalization:	\$2,859,000,000
% of Market Cap. Held by ETFs:	0.19%

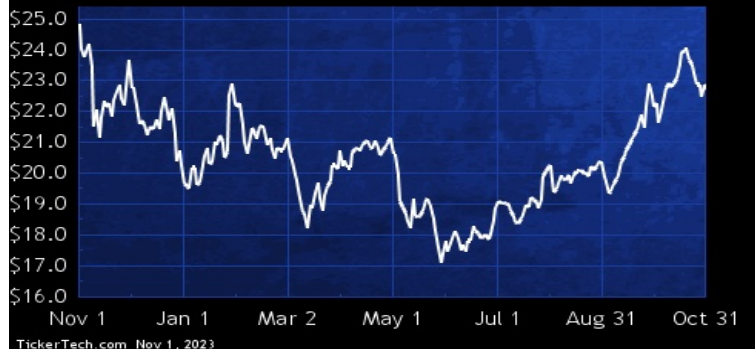
ARLP DIVIDEND HISTORY



TickerTech.com Nov 1, 2023

ARLP — 12.3% YIELD

Alliance Resource Partners LP



Alliance Resource Partners is a natural resource company. Co. is a coal producer in the eastern U.S. with underground mining complexes in Illinois, Indiana, Kentucky, Maryland, Pennsylvania, and West Virginia as well as a coal-loading terminal in Indiana on the Ohio River. Co. has four segments: Illinois Basin Coal Operations, which includes its operating mining complexes Gibson County Coal's mining complex; Appalachia Coal Operations, which includes its the Mettiki mining complex, the Tunnel Ridge mining complex and the MC Mining mining complex; Oil and Gas Royalties, which includes oil and gas mineral interests; and Coal Royalties, which includes coal mineral reserves and resources.

STLD — KEY STATS

Name:	Steel Dynamics Inc.
Stock buyback:	STLD buyback
Website:	www.steeldynamics.com
Sector:	Non-Precious Metals & Non-Metallic Mining
Number of ETFs Holding STLD:	120 (see which ones)
Total Market Value Held by ETFs:	\$3,291,064,806.6
Total Market Capitalization:	\$17,245,000,000
% of Market Cap. Held by ETFs:	19.08%

STLD DIVIDEND HISTORY

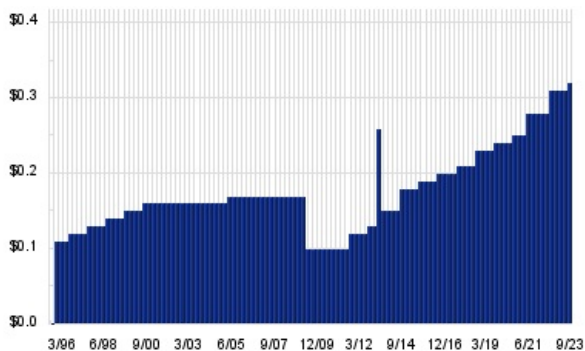


TickerTech.com Nov 1, 2023

WOR — KEY STATS

Name:	Worthington Industries, Inc.
Stock buyback:	WOR buyback
Website:	www.worthingtonindustries.com
Sector:	Non-Precious Metals & Non-Metallic Mining
Number of ETFs Holding WOR:	66 (see which ones)
Total Market Value Held by ETFs:	\$496,829,393.74
Total Market Capitalization:	\$3,040,000,000
% of Market Cap. Held by ETFs:	16.34%

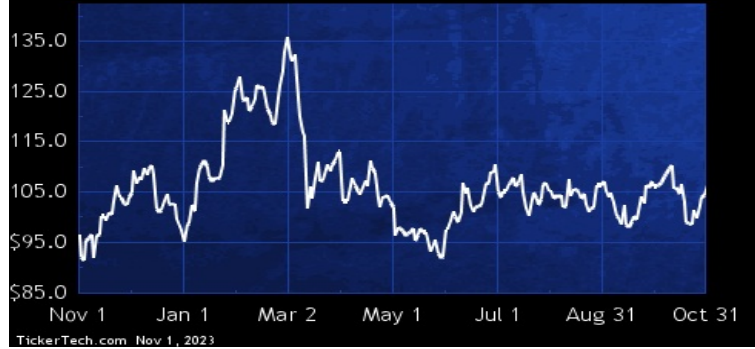
WOR DIVIDEND HISTORY



TickerTech.com Nov 1, 2023

STLD — 1.6% YIELD

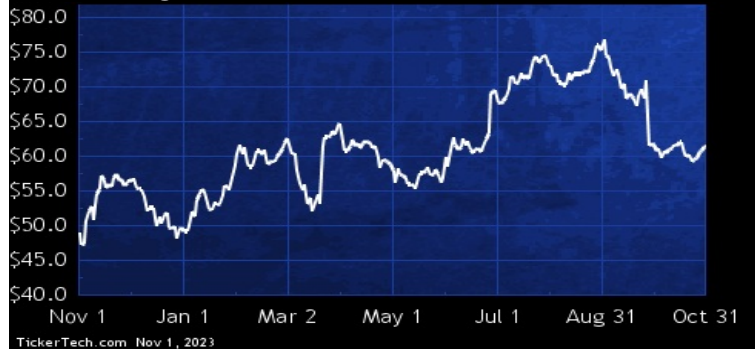
Steel Dynamics Inc.



Steel Dynamics is a steel producer and metal recycler in the U.S. Co. manufactures and sells steel products, processes and sells recycled ferrous and nonferrous metals, and fabricates and sells steel joists and deck products. Co.'s segments include: Steel Operations, which produce steel from ferrous scrap and scrap substitutes, utilize continuous casting, automated rolling mills and various steel coating and process lines; Metals Recycling Operations, which include both ferrous and nonferrous scrap metal processing, transportation, marketing, brokerage and scrap management services; and Steel Fabrication Operations, which serve the non-residential construction industry throughout the U.S.

WOR — 2.1% YIELD

Worthington Industries, Inc.

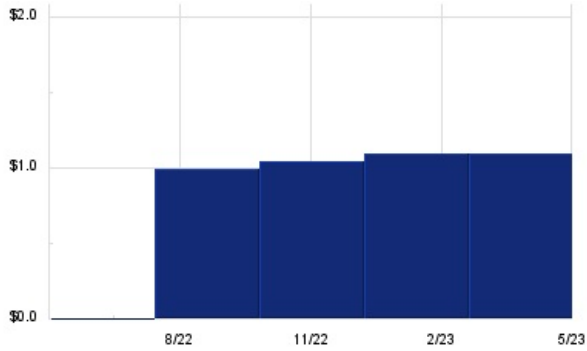


Worthington Industries is an industrial manufacturing company. Co.'s manufactured metal products include: pressure cylinders for liquefied petroleum gas, compressed natural gas, hydrogen, oxygen, refrigerant and other industrial gas storage; water well tanks for commercial and residential uses; hand torches and filled hand torch cylinders; propane-filled camping cylinders; helium-filled balloon kits; hand tools and instruments; and drywall tools and related accessories; and, through its joint ventures, complete ceiling grid solutions; laser welded blanks; light gauge steel framing for commercial and residential construction; engineered cabs, operator stations and cab components.

CEIX — KEY STATS

Name:	CONSOL Energy Inc (New)
Stock buyback:	CEIX buyback
Website:	www.consolenergy.com
Sector:	Metals & Mining
Number of ETFs Holding CEIX:	58 (see which ones)
Total Market Value Held by ETFs:	\$614,814,885.38
Total Market Capitalization:	\$3,318,000,000
% of Market Cap. Held by ETFs:	18.53%

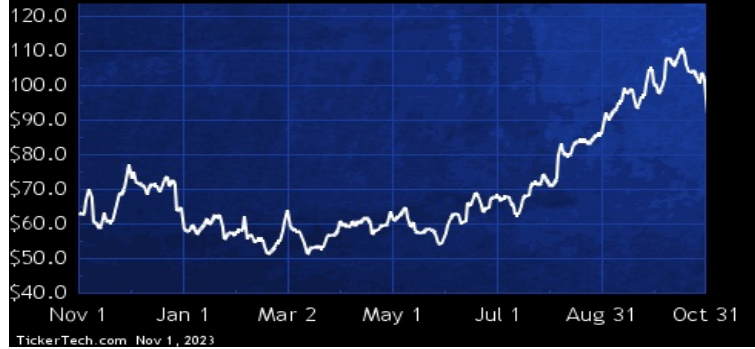
CEIX DIVIDEND HISTORY



TickerTech.com Nov 1, 2023

CEIX — 4.8% YIELD

CONSOL Energy Inc

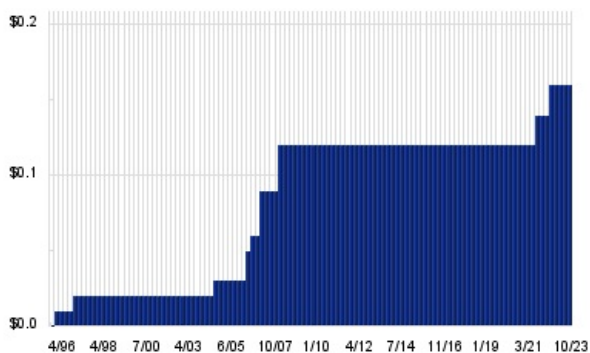


CONSOL Energy is a producer of bituminous coal, focused on the extraction and preparation of coal in the Appalachian Basin. Co.'s primary businesses consist of its: Pennsylvania Mining Complex, which refers to coal mines, the Central Preparation Plant, coal reserves and related assets and operations located in southwestern Pennsylvania and northern West Virginia; CONSOL Marine Terminal, in which it provides coal export terminal services through the Port of Baltimore via its subsidiary, CONSOL Marine Terminals LLC; and Itmann Mine, which refers to the development of the Itmann No. 5 Mine, including excavation of the box cut to access the P3 seam. located in Wyoming County, WV.

CMC — KEY STATS

Name:	Commercial Metals Co.
Stock buyback:	CMC buyback
Website:	www.cmc.com
Sector:	Non-Precious Metals & Non-Metallic Mining
Number of ETFs Holding CMC:	68 (see which ones)
Total Market Value Held by ETFs:	\$1,032,623,408.36
Total Market Capitalization:	\$4,887,000,000
% of Market Cap. Held by ETFs:	21.13%

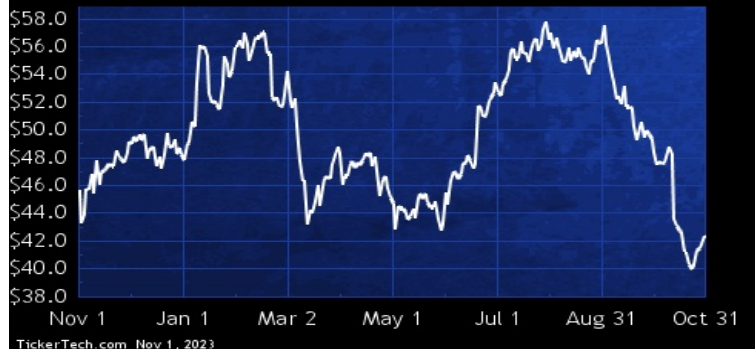
CMC DIVIDEND HISTORY



TickerTech.com Nov 1, 2023

CMC — 1.5% YIELD

Commercial Metals Co.

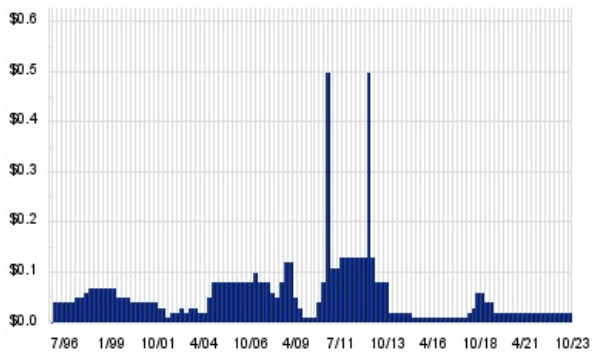


Commercial Metals manufactures, recycles and fabricates steel and metal products and provides related materials and services through a network of facilities that includes its electric arc furnace (EAF) mini mills, its EAF micro mills, its rerolling mill, steel fabrication and processing plants, construction-related product warehouses and metal recycling facilities in the U.S. and Poland. Through its Tensar operations, Co. is a global provider of ground and soil stabilization solutions selling into various national markets through the following primary product lines: Tensar® geogrids and Geopier® foundation systems.

FRD — KEY STATS

Name:	Friedman Industries, Inc.
Website:	www.friedmanindustries.com
Sector:	<u>Non-Precious Metals & Non-Metallic Mining</u>
Number of ETFs Holding FRD:	3 (see which ones)
Total Market Value Held by ETFs:	\$3,071,261
Total Market Capitalization:	\$72,000,000
% of Market Cap. Held by ETFs:	4.27%

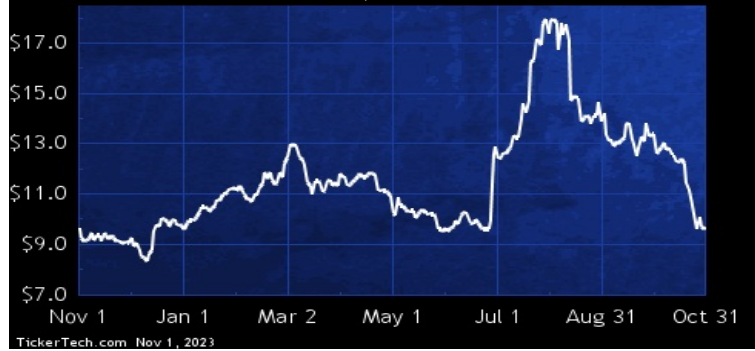
FRD DIVIDEND HISTORY



TickerTech.com Nov 1, 2023

FRD — 0.8% YIELD

Friedman Industries, Inc.

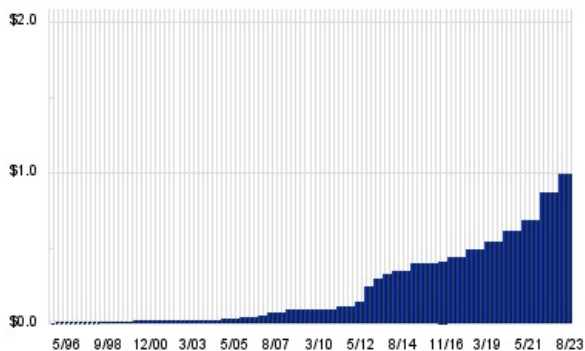


Friedman Industries is a manufacturer and processor of steel products. Co.'s reportable segments are: coil products and tubular products. The coil product segment consists of the operation of Co.'s hot-rolled coil processing facilities which operate temper mills and and stretcher leveler cut-to-length lines; and Tubular Products, which consists of Co.'s Texas Tubular Products division that operates electric resistance welded pipe mills with a combined outside diameter licensed to manufacture line pipe and oil country pipe and also manufacture pipe for structural purposes that meets other recognized industry standards.

RS — KEY STATS

Name:	Reliance Steel & Aluminum Co.
Website:	www.investor.rsac.com
Sector:	<u>Non-Precious Metals & Non-Metallic Mining</u>
Number of ETFs Holding RS:	100 (see which ones)
Total Market Value Held by ETFs:	\$3,099,599,474.13
Total Market Capitalization:	\$14,542,000,000
% of Market Cap. Held by ETFs:	21.31%

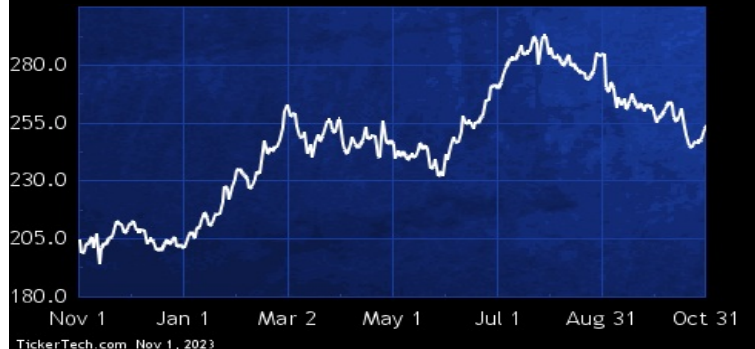
RS DIVIDEND HISTORY



TickerTech.com Nov 1, 2023

RS — 1.6% YIELD

Reliance Steel & Aluminum Co.

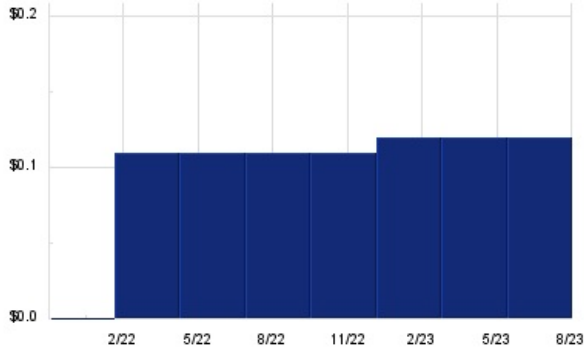


Reliance Steel & Aluminum is a metal solutions provider and a metals service center company in North America (U.S. and Canada). Co. provides metals processing services and distributes a line of metal products, including alloy, aluminum, brass, copper, carbon steel, stainless steel, titanium and specialty steel products, to its customers in a range of industries, including general manufacturing, non-residential construction, transportation, aerospace, energy, electronics and semiconductor fabrication, and heavy industry. Co. also services the auto industry, primarily through its toll processing operations where it processes the metal for a fee, without taking ownership of the metal.

METC — KEY STATS

Name:	Ramaco Resources Inc
Website:	www.ramacocoal.com
Sector:	Metals & Mining
Number of ETFs Holding METC:	14 (see which ones)
Total Market Value Held by ETFs:	\$19,853,355
Total Market Capitalization:	\$525,000,000
% of Market Cap. Held by ETFs:	3.78%

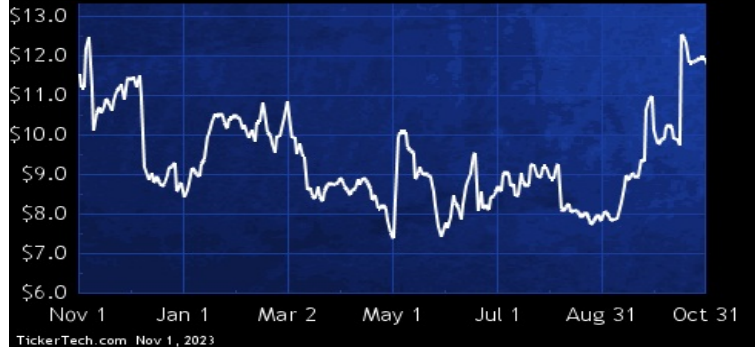
METC DIVIDEND HISTORY



TickerTech.com Nov 1, 2023

METC — 4.2% YIELD

Ramaco Resources Inc



Ramaco Resources is a holding company. Through its subsidiaries, Co. is an operator and developer of metallurgical coal in southern West Virginia, southwestern Virginia, and southwestern Pennsylvania. Co.'s development portfolio primarily includes four properties: Elk Creek mining complex, Berwind mining complex, RAM Mine and Knox Creek.

NUE — KEY STATS

Name:	Nucor Corp.
Stock buyback:	NUE buyback
Website:	www.nucor.com
Sector:	Non-Precious Metals & Non-Metallic Mining
Number of ETFs Holding NUE:	119 (see which ones)
Total Market Value Held by ETFs:	\$6,694,198,382.23
Total Market Capitalization:	\$36,838,000,000
% of Market Cap. Held by ETFs:	18.17%

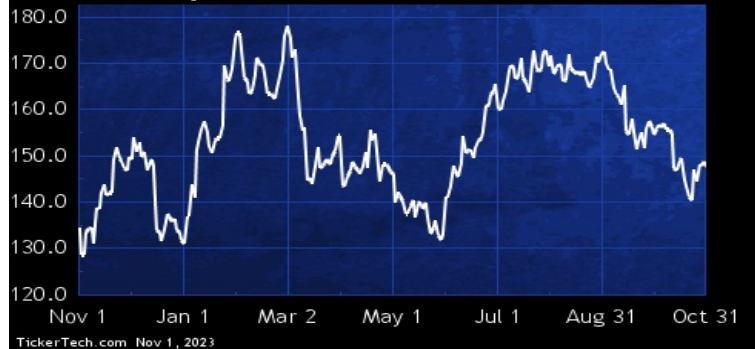
NUE DIVIDEND HISTORY



TickerTech.com Nov 1, 2023

NUE — 1.4% YIELD

Nucor Corp.



Nucor manufactures steel and steel products. Co. has three segments: steel mills, which produces sheet steel, plate steel, structural steel and bar steel; steel products, which produces hollow structural section steel tubing, electrical conduit, steel racking, steel joists and joist girders, steel deck, fabricated concrete reinforcing steel, cold finished steel, steel fasteners, metal building systems, insulated metal panels, steel grating and expanded metal, and wire and wire mesh; and raw materials, which produces direct reduced iron (DRI), brokers ferrous and nonferrous metals, pig iron, hot briquetted iron and DRI, supplies ferro-alloys, and processes ferrous and nonferrous scrap metal.



Nothing in Dividend Channel is intended to be investment advice, nor does it represent the opinion of, counsel from, or recommendations by BNK Invest Inc. or any of its affiliates, subsidiaries or partners. None of the information contained herein constitutes a recommendation that any particular security, portfolio, transaction, or investment strategy is suitable for any specific person. All viewers agree that under no circumstances will BNK Invest, Inc., its subsidiaries, partners, officers, employees, affiliates, or agents be held liable for any loss or damage caused by your reliance on information obtained. By visiting, using or viewing this site, you agree to the following [Full Disclaimer & Terms of Service](#). Video widget and dividend videos powered by Market News Video. Quote data delayed at least 20 minutes; data powered by Ticker Technologies, and Mergent. [Contact Dividend Channel](#); [Meet Our Editorial Staff](#).

