

10 Dividend Paying Metals Stocks

<http://www.metalschannel.com/>

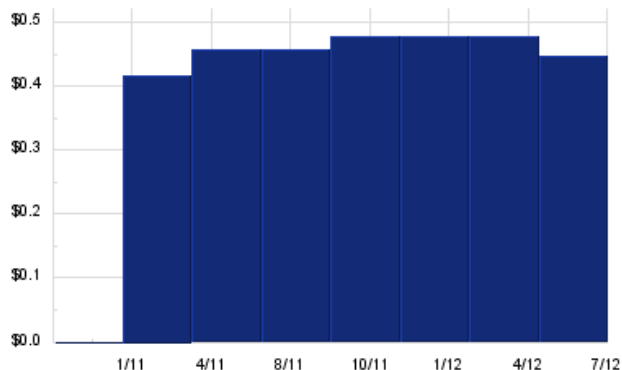
Metals Channel paired our coverage universe of metals stocks, with Dividend Channel's proprietary DividendRank formula, to bring you this list of 10 top ranked dividend paying metals stocks. The DividendRank formula considers a variety of data – dividend history & yield, book value, quarterly earnings – and compares it to the stock's trading data to come up with certain calculations about profitability and about the stock's valuation (whether we think it looks "cheap" or "expensive"). The result is this list of the top most "interesting" ideas that merit further research.



RNO — Key Stats

Name:	Rhino Resource Partners LP
Website:	www.rhinolp.com
Sector:	<u>Metals & Mining</u>
Number of ETFs Holding RNO:	3 (see which ones)
Total Market Value Held by ETFs:	\$551,397
Total Market Capitalization:	\$247,000,000
% of Market Cap. Held by ETFs:	0.22%

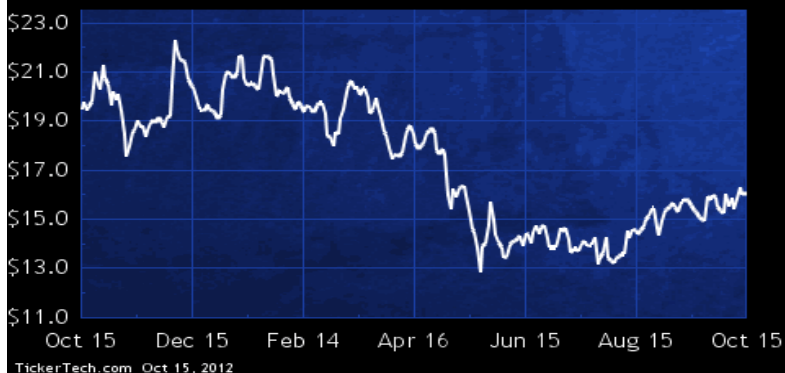
RNO Dividend History



TickerTech.com Oct 15, 2012

RNO — 11.1% Yield

Rhino Resource Partners LP

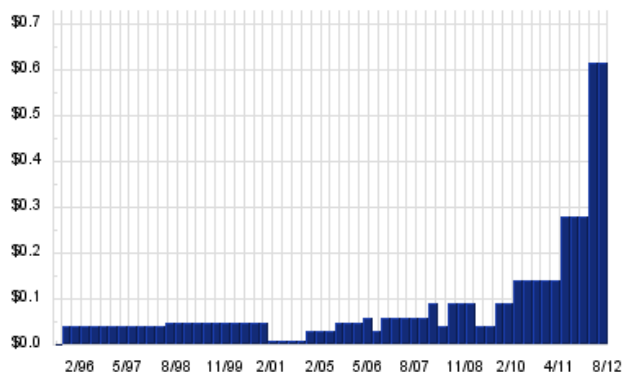


Rhino Resource Partners is the parent company of a group engaged in controlling, maintaining, and operating coal properties and related assets. Co. produces, processes, and sells coal primarily to electric utility companies. Co. coal reserves are located in Central Appalachia, Northern Appalachia, Illinois Basin, and the Western Bituminous region. Co. also mines limestone and sells it to construction companies and road builders. Co. provides auxiliary services through its subsidiaries Rhino Trucking, Rhino Services, and Triad Roof Support Systems.

CLF — Key Stats

Name:	Cliffs Natural Resources, Inc.
Website:	www.cliffsnaturalresources.com
Sector:	<u>Non-Precious Metals & Non-Metallic Mining</u>
Number of ETFs Holding CLF:	64 (see which ones)
Total Market Value Held by ETFs:	\$209,457,473
Total Market Capitalization:	\$5,839,000,000
% of Market Cap. Held by ETFs:	3.59%

CLF Dividend History



TickerTech.com Oct 15, 2012

CLF — 6.2% Yield

Cliffs Natural Resources, Inc.

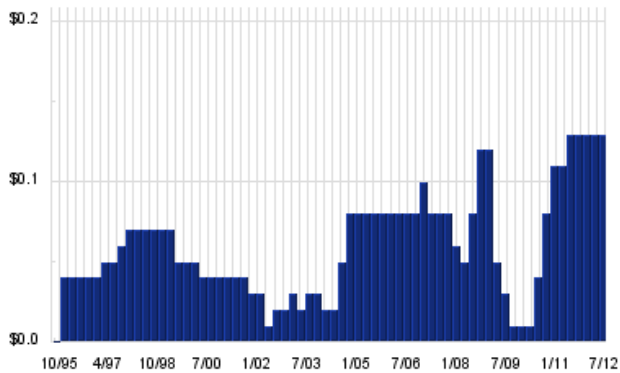


Cliffs Natural Resources is a mining and natural resources company. As of Dec 31 2011, Co. operated five iron ore mines in Michigan and Minnesota, five metallurgical coal mines in West Virginia and Alabama, and one thermal coal mine in West Virginia. Co. also operates two iron ore mines in Eastern Canada. Co.'s Asia Pacific operations are comprised of two iron ore mining complexes in Western Australia, and a 45.0% economic interest in a coking and thermal coal mine in Queensland, Australia. In Latin America, Co. has a 30.0% interest in Amapa, a Brazilian iron ore project, and in Ontario, Canada, Co. has a key chromite project in the pre-feasibility stage of exploration.

FRD — Key Stats

Name:	Friedman Industries, Inc.
Website:	www.friedmanindustries.com
Sector:	Non-Precious Metals & Non-Metallic Mining
Number of ETFs Holding FRD:	1 (see which ones)
Total Market Value Held by ETFs:	\$53,851
Total Market Capitalization:	\$73,000,000
% of Market Cap. Held by ETFs:	0.07%

FRD Dividend History



TickerTech.com Oct 15, 2012

FRD — 4.9% Yield

Friedman Industries, Inc.

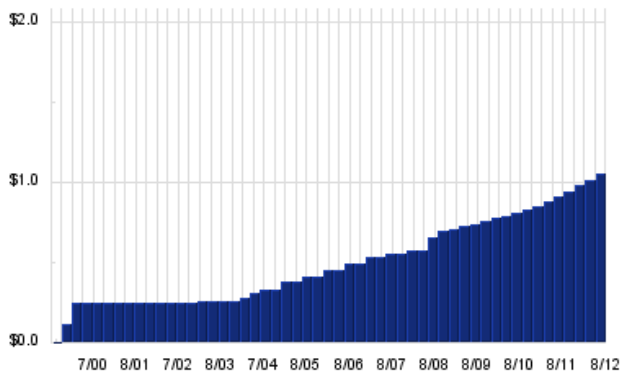


Friedman Industries is engaged in steel processing, pipe manufacturing and processing and steel and pipe distribution. As of Mar 31 2011, Co. had two product groups, coil and tubular products. Co. purchases hot-rolled steel coils, processes the coils into flat, finished sheet and plate and sells these products on a wholesale basis. Co. also processes customer-owned coils on a fee basis. Through its Texas Tubular Products Division (TTP), Co. manufactures, purchases, processes and markets tubular products. TTP operates two pipe mills which manufacture line and oil country pipe and also manufacture pipe for structural and piling purposes.

ARLP — Key Stats

Name:	Alliance Resource Partners, L.P.
Website:	www.arlp.com
Sector:	Metals & Mining
Number of ETFs Holding ARLP:	3 (see which ones)
Total Market Value Held by ETFs:	\$4,441,075
Total Market Capitalization:	\$2,318,000,000
% of Market Cap. Held by ETFs:	0.19%

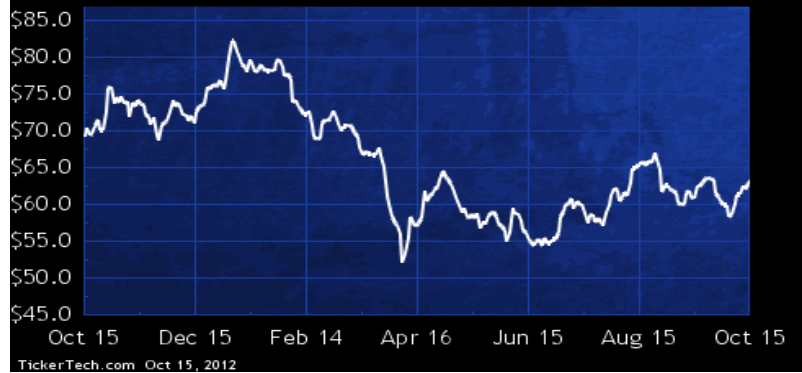
ARLP Dividend History



TickerTech.com Oct 15, 2012

ARLP — 6.7% Yield

Alliance Resource Partners, L.P.

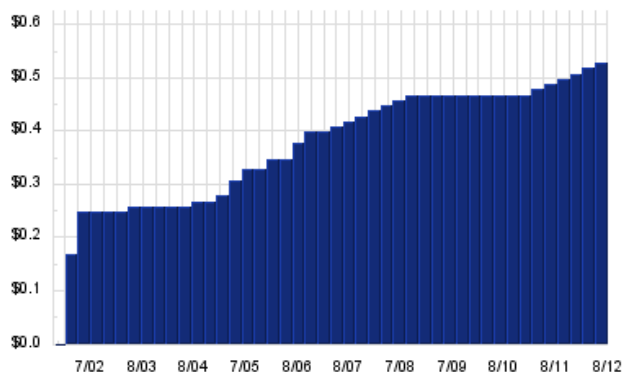


Alliance Resource Partners is a producer and marketer of a range of steam coals with varying sulfur and heat contents primarily to U.S. utilities and industrial users. In addition, Co. develops and markets additional services, which include ash and scrubber sludge removal, coal yard maintenance and arranging alternate transportation services. As of Dec 31 2010, Co. operated nine underground mining complexes in Illinois, Indiana, Kentucky, Maryland, and West Virginia. Also, at such date, Co. had approximately 697.4 million tons of coal reserves in Illinois, Indiana, Kentucky, Maryland, Pennsylvania and West Virginia.

PVR — Key Stats

Name:	PVR Partners LP
Website:	www.pvresource.com
Sector:	Metals & Mining
Number of ETFs Holding PVR:	2 (see which ones)
Total Market Value Held by ETFs:	\$328,242
Total Market Capitalization:	\$2,264,000,000
% of Market Cap. Held by ETFs:	0.01%

PVR Dividend History



TickerTech.com Oct 15, 2012

PVR — 8.3% Yield

PVR Partners LP

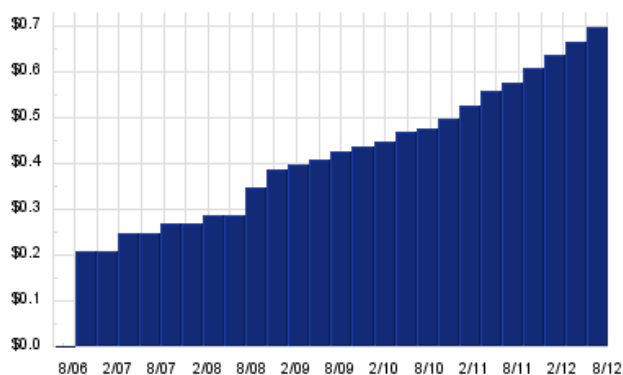


Penn Virginia Resource Partners is engaged in the management of coal and natural resource properties and the gathering and processing of natural gas. At Dec 31 2009, Co. conducted its operations in two business segments. The coal and natural resource management segment primarily involves the management and leasing of coal properties and the subsequent collection of royalties. The natural gas midstream segment is engaged in providing natural gas processing, gathering and other related services. At Dec 31 2009, Co. owned or controlled approx. 829,000,000 tons of proven and probable coal reserves located on approx. 497,000 acres in Illinois, Kentucky, New Mexico, Virginia and West Virginia.

AHGP — Key Stats

Name:	Alliance Holdings Group LP
Website:	www.ahgp.com
Sector:	Metals & Mining
Number of ETFs Holding AHGP:	4 (see which ones)
Total Market Value Held by ETFs:	\$6,480,559
Total Market Capitalization:	\$3,006,000,000
% of Market Cap. Held by ETFs:	0.22%

AHGP Dividend History



TickerTech.com Oct 15, 2012

AHGP — 5.6% Yield

Alliance Holdings Group LP

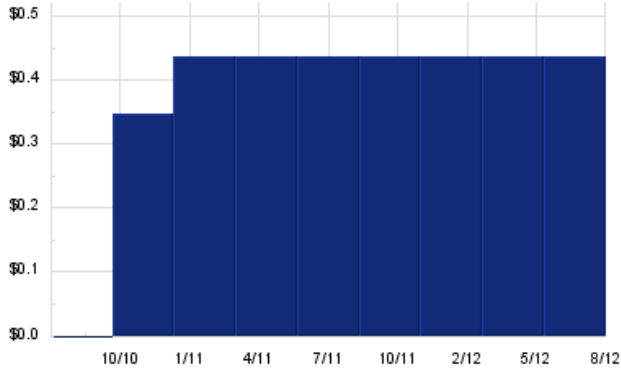


Alliance Holdings Group is a limited partnership. Co. owns 100.0% of the members' interest in Alliance Resource Management GP, LLC, the managing general partner of Alliance Resource Partners, L.P. (ARLP). ARLP conducts substantially all of its business through its wholly-owned subsidiary, Alliance Resource Operating Partners, L.P. ARLP and its subsidiaries (ARLP Partnership) are a producer and marketer of coal primarily to U.S. utilities and industrial users, and produce a range of steam coals with several sulfur and heat contents. As of Dec 31 2010, ARLP Partnership operated nine underground mining complexes in Illinois, Indiana, Kentucky, Maryland, and West Virginia.

OXF — Key Stats

Name: Oxford Resource Partners LP
Sector: Metals & Mining

OXF Dividend History



TickerTech.com Oct 15, 2012

OXF — 17.9% Yield

Oxford Resource Partners LP



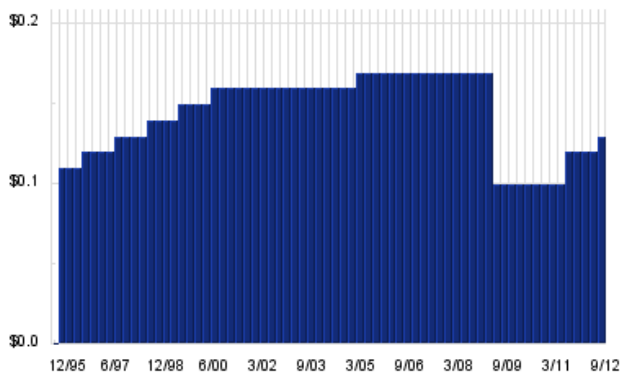
TickerTech.com Oct 15, 2012

Oxford Resource Partners is a producer of steam coal and surface mined coal in Ohio. Co.'s reserves and operations are located in Northern Appalachia and the Illinois Basin to serve its primary market area of Illinois, Indiana, Kentucky, Ohio, Pennsylvania and West Virginia. Co. markets its coal primarily to utilities with coal-fired, base-load scrubbed power plants under long-term coal sales contracts. As of Dec 31 2010, Co. owned and/or controlled 93.5 million tons of proven and probable coal reserves.

WOR — Key Stats

Name: Worthington Industries, Inc.
Website: www.worthingtonindustries.com
Sector: Non-Precious Metals & Non-Metallic Mining
Number of ETFs Holding WOR: 52 (see which ones)
Total Market Value Held by ETFs: \$91,891,750
Total Market Capitalization: \$1,516,000,000
% of Market Cap. Held by ETFs: 6.06%

WOR Dividend History



TickerTech.com Oct 15, 2012

WOR — 2.5% Yield

Worthington Industries, Inc.



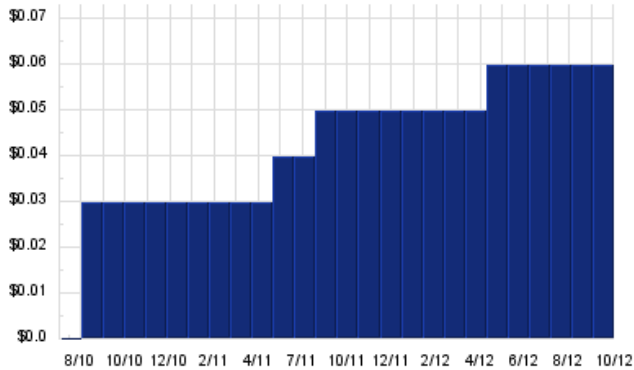
TickerTech.com Oct 15, 2012

Worthington Industries is a metals processing company, focused on steel processing and manufactured metal products. Co.'s manufactured metal products include: pressure cylinder products such as propane, oxygen and helium tanks, hand torches, refrigerant and industrial cylinders, camping cylinders, scuba tanks, compressed natural gas cylinders and helium balloon kits; engineered cabs and operator stations and cab components; framing systems; steel pallets and racks; and, through joint ventures, suspension grid systems for concealed and lay-in panel ceilings; laser welded blanks; light gauge steel framing for commercial and residential construction; and automotive service stampings.

GORO — Key Stats

Name:	Gold Resource Corp
Sector:	Precious Metals
Number of ETFs Holding GORO:	16 (see which ones)
Total Market Value Held by ETFs:	\$7,195,460
Total Market Capitalization:	\$1,081,000,000
% of Market Cap. Held by ETFs:	0.67%

GORO Dividend History



TickerTech.com Oct 15, 2012

GORO — 3.6% Yield

Gold Resource Corp

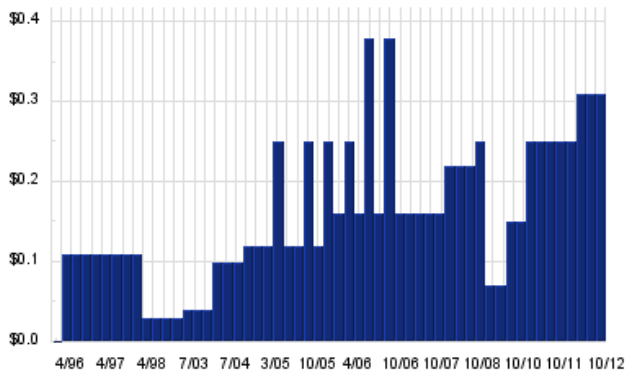


Gold Resource is an exploration stage company engaged in the exploration for and production of gold and silver in Mexico. As of Dec 31 2010, Co. held a 100.0% interest in five properties in Mexico's southern State of Oaxaca. These properties are the El Aguila project, the El Rey property, the Las Margaritas property, the Solaga property and the Alta Gracia property.

FCX — Key Stats

Name:	Freeport-McMoRan Copper & Gold Inc.
Website:	www.fcx.com
Sector:	Non-Precious Metals & Non-Metallic Mining
Number of ETFs Holding FCX:	66 (see which ones)
Total Market Value Held by ETFs:	\$1,063,135,360
Total Market Capitalization:	\$38,682,000,000
% of Market Cap. Held by ETFs:	2.75%

FCX Dividend History



TickerTech.com Oct 15, 2012

FCX — 3.1% Yield

Freeport-McMoRan Copper & Gold Inc.



Freeport-McMoRan Copper & Gold is a copper, gold and molybdenum mining company. Co. has properties located in North America, South America, Africa and Indonesia. Co. operates five primary divisions which includes North America copper mines, South America mining, Indonesia mining, Africa mining and Molybdenum operations. Co.'s products consists of gold; copper products such as copper concentrate, copper cathode, continuous cast copper rod, and other copper products; and molybdenum and molybdenum-based chemicals. Co. also produces cobalt hydroxide, silver, and other metals.

 **METALS Channel**

 **Dividend Channel**

Nothing in Dividend Channel is intended to be investment advice, nor does it represent the opinion of, counsel from, or recommendations by BNK Invest Inc. or any of its affiliates, subsidiaries or partners. None of the information contained herein constitutes a recommendation that any particular security, portfolio, transaction, or investment strategy is suitable for any specific person. All viewers agree that under no circumstances will BNK Invest, Inc., its subsidiaries, partners, officers, employees, affiliates, or agents be held liable for any loss or damage caused by your reliance on information obtained. By visiting, using or viewing this site, you agree to the following [Full Disclaimer & Terms of Service](#). Video widget and dividend videos powered by Market News Video. Quote data delayed at least 20 minutes; [data powered by Ticker Technologies](#), and Mergent. [Contact Dividend Channel!](#) [Meet Our Editorial Staff](#).