

10 Dividend Paying Metals Stocks

<http://www.metalschannel.com/>

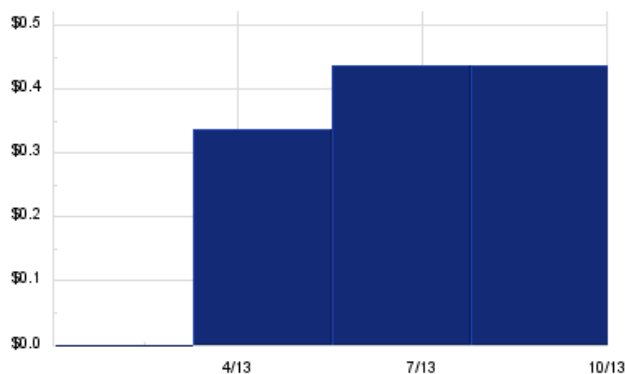
Metals Channel paired our coverage universe of metals stocks, with Dividend Channel's proprietary DividendRank formula, to bring you this list of 10 top ranked dividend paying metals stocks. The DividendRank formula considers a variety of data – dividend history & yield, book value, quarterly earnings – and compares it to the stock's trading data to come up with certain calculations about profitability and about the stock's valuation (whether we think it looks "cheap" or "expensive"). The result is this list of the top most "interesting" ideas that merit further research.



CLV – Key Stats

Name:	Cliffs Natural Resources, Inc.
Website:	www.cliffsnaturalresources.com
Sector:	Non-Precious Metals & Non-Metallic Mining
Number of ETFs Holding CLV:	1 (see which ones)
Total Market Value Held by ETFs:	\$38,696,591
Total Market Capitalization:	\$3,525,000,000
% of Market Cap. Held by ETFs:	1.10%

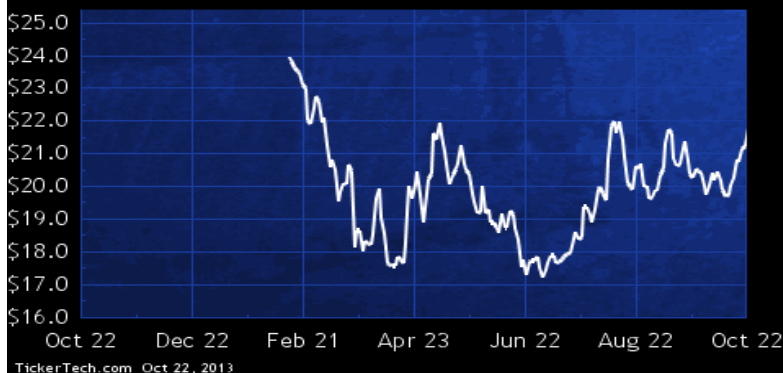
CLV Dividend History



TickerTech.com Oct 22, 2013

CLV – 8.0% Yield

Cliffs Natural Resources, Inc.

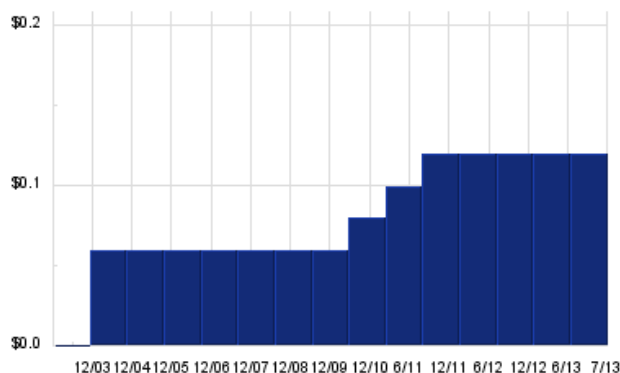


Cliffs Natural Resources is an international mining and natural resources company, a iron ore producer and a producer of metallurgical coal. In the U. S., Co. operates five iron ore mines in Michigan and Minnesota, six metallurgical coal mines located in West Virginia and Alabama and one thermal coal mine located in West Virginia. Co. also operates two iron ore mines in Eastern Canada. As of Dec 31 2012, Co.'s Asia Pacific operations consist of its Koolyanobbing iron ore mining complex in Western Australia. Co.'s operations are: U.S. Iron Ore, Eastern Canadian Iron Ore, Asia Pacific Iron Ore, North American Coal, Latin American Iron Ore, Ferroalloys and its Global Exploration Group.

IAG – Key Stats

Name:	IAMGold Corp
Website:	www.iamgold.com
Sector:	Precious Metals
Number of ETFs Holding IAG:	13 (see which ones)
Total Market Value Held by ETFs:	\$106,069,687
Total Market Capitalization:	\$1,792,000,000
% of Market Cap. Held by ETFs:	5.92%

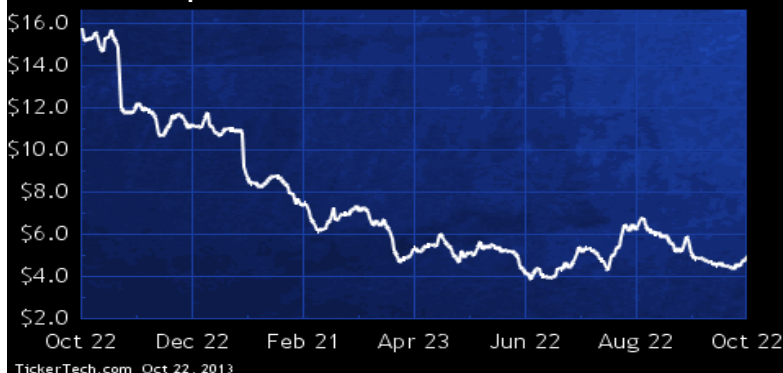
IAG Dividend History



TickerTech.com Oct 22, 2013

IAG – 5.0% Yield

IAMGold Corp

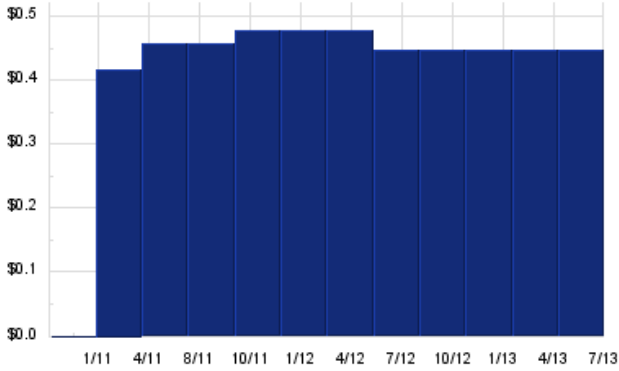


IAMGold is engaged in the exploration for, development and operation of gold mining properties, and the operation of a niobium mine.

RNO – Key Stats

Name:	Rhino Resource Partners LP
Website:	www.rhinolp.com
Sector:	<u>Metals & Mining</u>
Number of ETFs Holding RNO:	3 (see which ones)
Total Market Value Held by ETFs:	\$1,276,158
Total Market Capitalization:	\$197,000,000
% of Market Cap. Held by ETFs:	0.65%

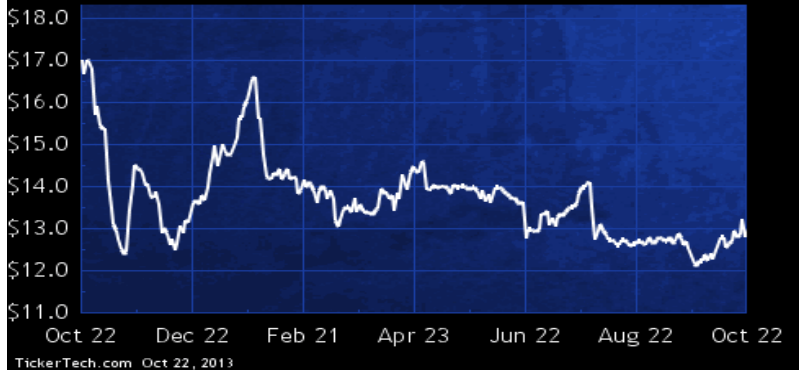
RNO Dividend History



TickerTech.com Oct 22, 2013

RNO – 13.7% Yield

Rhino Resource Partners LP

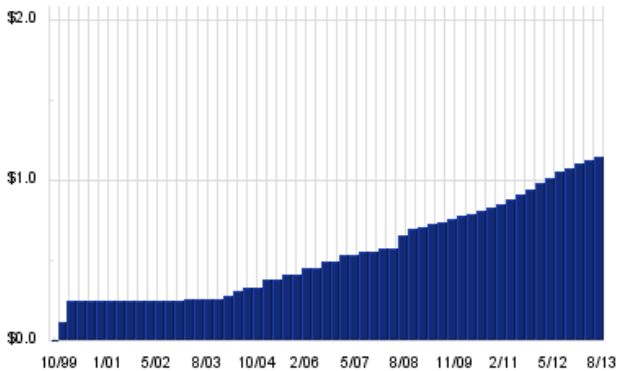


Rhino Resource Partners is engaged in producing, processing and selling coal of various steam and metallurgical grades. Co. also manages and leases coal properties and collects royalties from such management and leasing activities. Co.'s coal reserves are located in Central Appalachia, Northern Appalachia, the Illinois Basin and the Western Bituminous region. Co. conducts its businesses through four reportable business segments, which are Central Appalachia, Northern Appalachia, Eastern Met and Rhino Western. Co. also provides its ancillary businesses such as limestone operations. As of Dec. 31 2012, Co. controlled an estimated 463.7 million tons of proven and probable coal reserves.

ARLP – Key Stats

Name:	Alliance Resource Partners LP
Website:	www.arlp.com
Sector:	<u>Metals & Mining</u>
Number of ETFs Holding ARLP:	7 (see which ones)
Total Market Value Held by ETFs:	\$17,477,864
Total Market Capitalization:	\$2,787,000,000
% of Market Cap. Held by ETFs:	0.63%

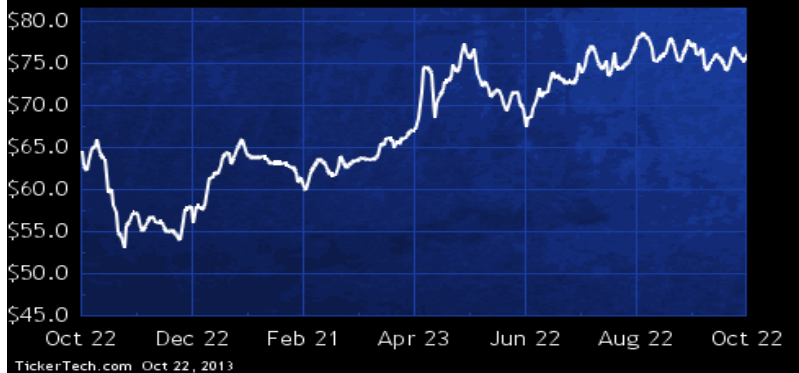
ARLP Dividend History



TickerTech.com Oct 22, 2013

ARLP – 6.1% Yield

Alliance Resource Partners LP

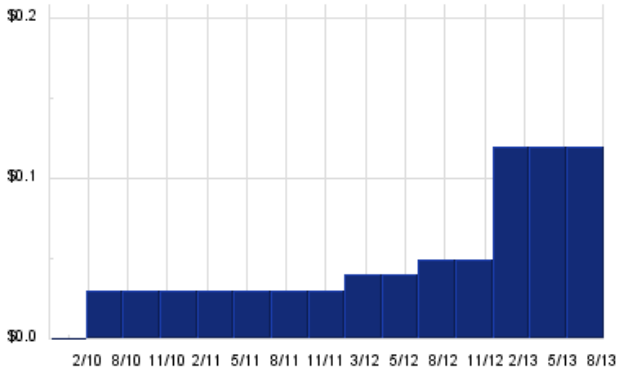


Alliance Resource Partners is a producer and marketer of a range of steam coals with varying sulfur and heat contents primarily to U.S. utilities and industrial users. In addition, Co. develops and markets additional services, which include ash and scrubber sludge removal, coal yard maintenance and arranging alternate transportation services. As of Dec 31 2012, Co. operated 11 underground mining complexes in Illinois, Indiana, Kentucky, Maryland, and West Virginia. Also, at Dec 31 2012, Co. had approximately 919.5 million tons of coal reserves in Illinois, Indiana, Kentucky, Maryland, Pennsylvania and West Virginia.

PAAS — Key Stats

Name:	Pan American Silver Corp.
Website:	www.panamericansilver.com
Sector:	Precious Metals
Number of ETFs Holding PAAS:	9 (see which ones)
Total Market Value Held by ETFs:	\$103,464,068
Total Market Capitalization:	\$1,606,000,000
% of Market Cap. Held by ETFs:	6.44%

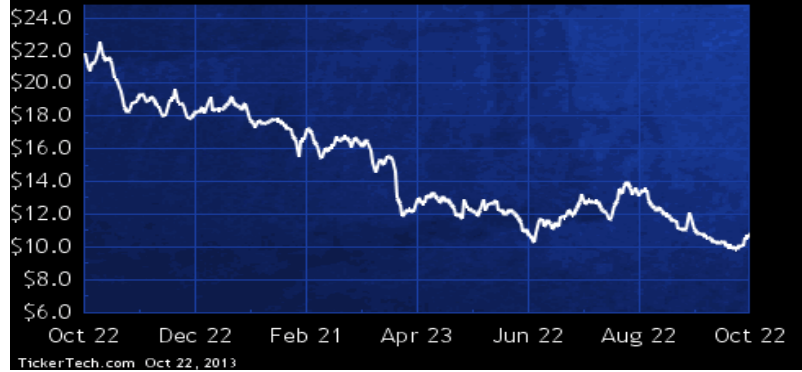
PAAS Dividend History



TickerTech.com Oct 22, 2013

PAAS — 4.6% Yield

Pan American Silver Corp.



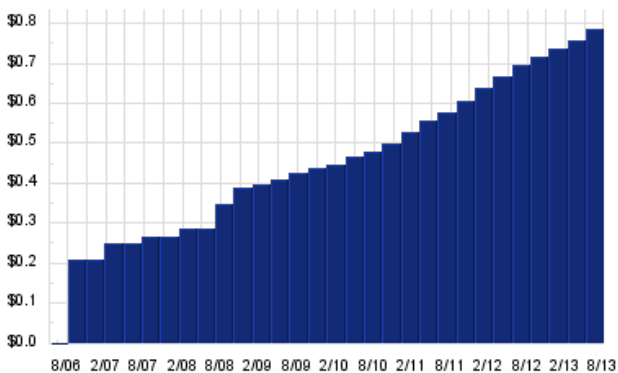
TickerTech.com Oct 22, 2013

Pan American Silver is engaged in the production and sale of silver, gold and other base metals including copper, lead and zinc as well as other related activities, including exploration, extraction, processing, refining and reclamation. Co.'s primary product (silver) is produced in Peru, Mexico, Argentina and Bolivia. Additionally, Co. has project development activities in Peru, Mexico and Argentina, and exploration activities throughout South America and Mexico.

AHGP — Key Stats

Name:	Alliance Holdings Group LP
Website:	www.ahgp.com
Sector:	Metals & Mining
Number of ETFs Holding AHGP:	6 (see which ones)
Total Market Value Held by ETFs:	\$11,051,360
Total Market Capitalization:	\$3,585,000,000
% of Market Cap. Held by ETFs:	0.31%

AHGP Dividend History



TickerTech.com Oct 22, 2013

AHGP — 5.4% Yield

Alliance Holdings Group LP



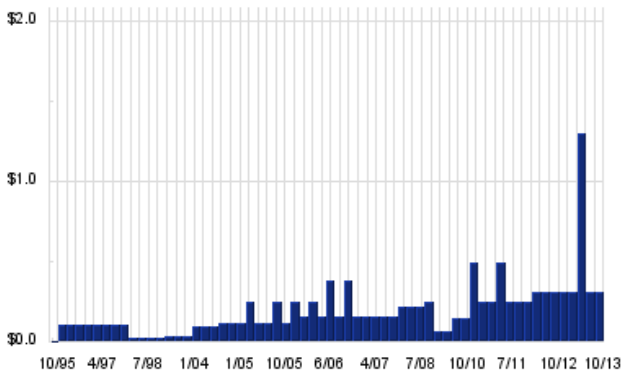
TickerTech.com Oct 22, 2013

Alliance Holdings Group is a limited partnership. Co. owns 100.0% of the members' interest in Alliance Resource Management GP, LLC, the managing general partner of Alliance Resource Partners, L.P. (ARLP). Co., ARLP, and its subsidiaries (collectively, ARLP Partnership), produce and market coal primarily to U.S. utilities and industrial users. The ARLP Partnership's mining activities are conducted in three geographic regions: Illinois Basin, with mining operations located in western Kentucky, southern Illinois and southern Indiana; Central Appalachian, with mining operations located in eastern Kentucky; and Northern Appalachian, with mining operations located in Maryland and West Virginia.

FCX — Key Stats

Name:	Freeport-McMoRan Copper & Gold Inc.
Website:	www.fcx.com
Sector:	Non-Precious Metals & Non-Metallic Mining
Number of ETFs Holding FCX:	84 (see which ones)
Total Market Value Held by ETFs:	\$1,410,577,596.97
Total Market Capitalization:	\$36,212,000,000
% of Market Cap. Held by ETFs:	3.90%

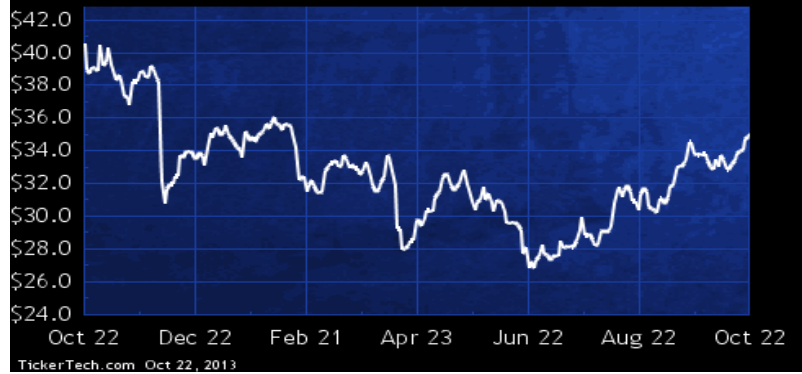
FCX Dividend History



TickerTech.com Oct 22, 2013

FCX — 3.6% Yield

Freeport-McMoRan Copper & Gold Inc.

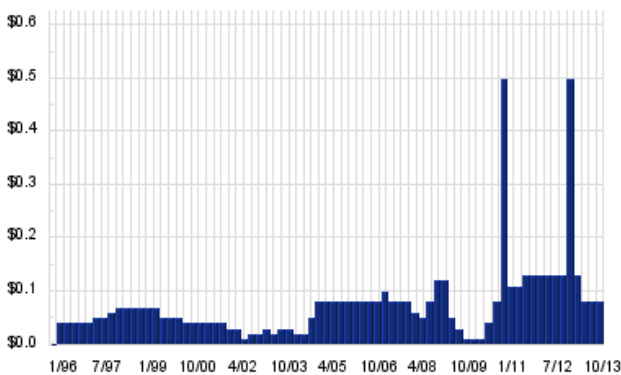


Freeport-McMoRan Copper & Gold is a mining company. Co.'s portfolio of assets includes the Grasberg minerals district in Indonesia, mining operations in North and South America, and the Tenke Fungurume minerals district in the Democratic Republic of Congo. Co.'s products include copper concentrate, cathode and continuous cast copper rod; gold products; molybdenum and molybdenum-based chemicals; as well as cobalt hydroxide, silver and other metals such as rhenium and magnetite. At Dec 31 2012, Co. had consolidated recoverable proven and probable reserves of 116.50 billion pounds of copper, 32.5 million ounces of gold, 3.42 billion pounds of molybdenum, and 321.4 million ounces of silver.

FRD — Key Stats

Name:	Friedman Industries, Inc.
Website:	www.friedmanindustries.com
Sector:	Non-Precious Metals & Non-Metallic Mining
Number of ETFs Holding FRD:	1 (see which ones)
Total Market Value Held by ETFs:	\$53,851
Total Market Capitalization:	\$69,000,000
% of Market Cap. Held by ETFs:	0.08%

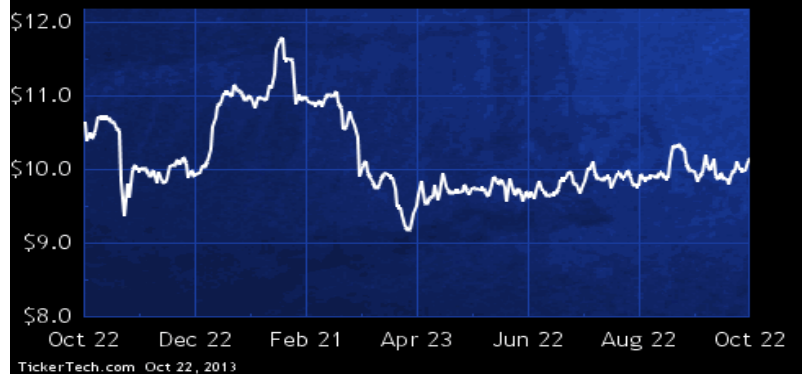
FRD Dividend History



TickerTech.com Oct 22, 2013

FRD — 3.2% Yield

Friedman Industries, Inc.

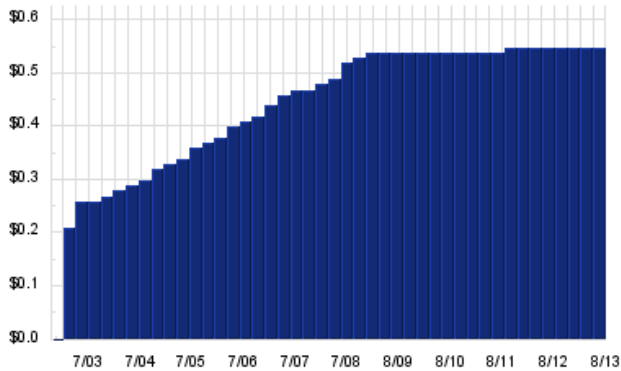


Friedman Industries is engaged in steel processing, pipe manufacturing and processing and steel and pipe distribution. Co. has two product groups: coil, which involves purchasing hot-rolled steel coils, processing the coils into flat, finished sheet and plate and selling these products; and tubular, in which Co. manufactures, purchases, processes and markets tubular products. Co. provides its coil products and processing services to steel distributors and customers fabricating steel products such as storage tanks, steel buildings, farm machinery and equipment; and sells its tubular products to customers that include steel and pipe distributors, and piling contractors.

NRP — Key Stats

Name:	Natural Resources Partners L.P.
Website:	www.nrplp.com
Sector:	Metals & Mining
Number of ETFs Holding NRP:	6 (see which ones)
Total Market Value Held by ETFs:	\$7,952,936
Total Market Capitalization:	\$2,190,000,000
% of Market Cap. Held by ETFs:	0.36%

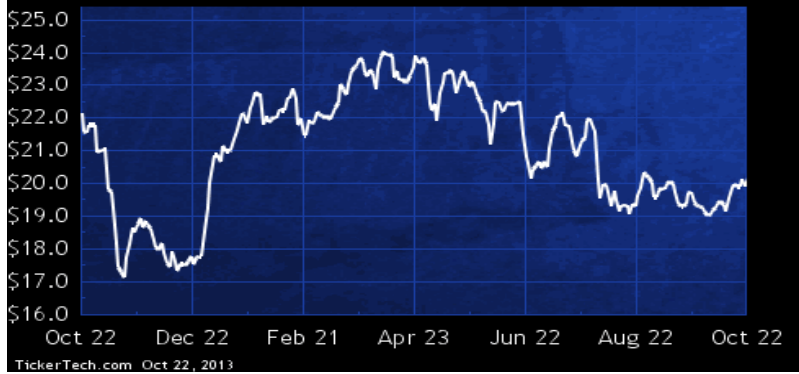
NRP Dividend History



TickerTech.com Oct 22, 2013

NRP — 10.9% Yield

Natural Resources Partners L.P.

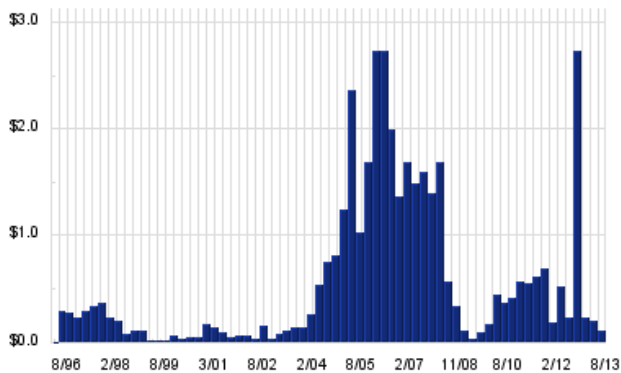


Natural Resource Partners is engaged in the business of owning, managing and leasing mineral properties in the U.S. Co. owns coal reserves in three U. S. coal-producing regions: Appalachia, the Illinois Basin and the Western U. S., as well as lignite reserves in the Gulf Coast region. As of Dec 31 2012, Co. owned or controlled approximately 2.37 billion tons of proven and probable coal reserves, and approximately 500.0 million tons of aggregate reserves in a number of states across the country. Co. does not operate any mines, but leases its reserves to mine operators under leases that grant the operators the right to mine and sell Co.'s coal reserves in exchange for royalty payments.

SCCO — Key Stats

Name:	Southern Copper Corp
Website:	www.southernperu.com
Sector:	Non-Precious Metals & Non-Metallic Mining
Number of ETFs Holding SCCO:	45 (see which ones)
Total Market Value Held by ETFs:	\$164,962,196.47
Total Market Capitalization:	\$23,967,000,000
% of Market Cap. Held by ETFs:	0.69%

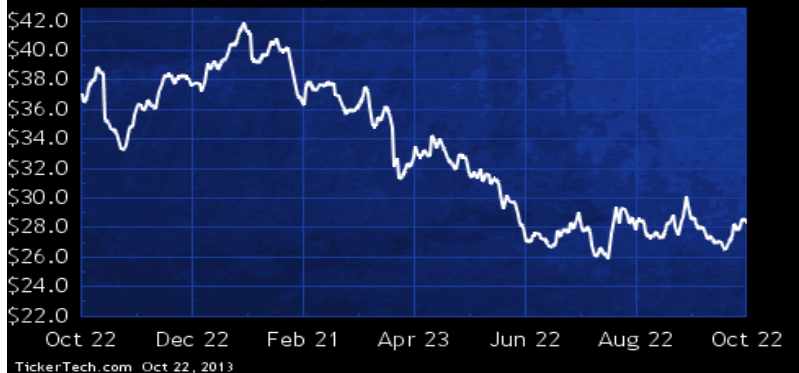
SCCO Dividend History



TickerTech.com Oct 22, 2013

SCCO — 1.7% Yield

Southern Copper Corp



Southern Copper produces copper, molybdenum, zinc and silver. Co.'s mining, smelting and refining facilities are located in Peru and in Mexico, and it conducts exploration activities in those countries and in Argentina, Chile and Ecuador. Co.'s Peruvian copper operations involve mining, milling and flotation of copper ore to produce copper concentrates and molybdenum concentrates; the smelting of copper concentrates to produce anode copper; and the refining of anode copper to produce copper cathodes. Co. also produces molybdenum concentrate and refined silver. Co.'s Mexican operations are primarily engaged in the mining and processing of copper, molybdenum, zinc, silver, gold and lead.



Nothing in Dividend Channel is intended to be investment advice, nor does it represent the opinion of, counsel from, or recommendations by BNK Invest Inc. or any of its affiliates, subsidiaries or partners. None of the information contained herein constitutes a recommendation that any particular security, portfolio, transaction, or investment strategy is suitable for any specific person. All viewers agree that under no circumstances will BNK Invest, Inc., its subsidiaries, partners, officers, employees, affiliates, or agents be held liable for any loss or damage caused by your reliance on information obtained.

By visiting, using or viewing this site, you agree to the following [Full Disclaimer & Terms of Service](#). Video widget and dividend videos powered by Market News Video. Quote data delayed at least 20 minutes; [data powered by Ticker Technologies](#), and Mergent. [Contact Dividend Channel](#); [Meet Our Editorial Staff](#).