

## 10 Dividend Paying Metals Stocks

<http://www.metalschannel.com/>

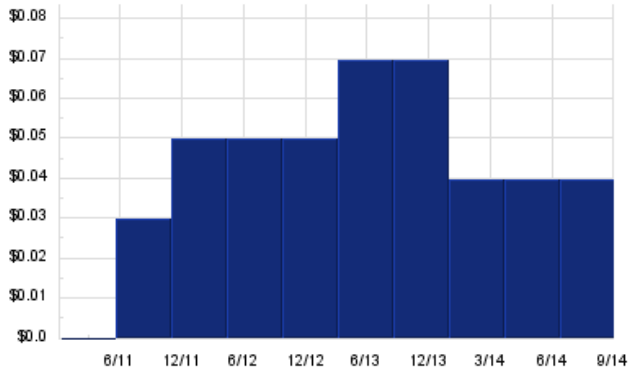
Metals Channel paired our coverage universe of metals stocks, with Dividend Channel's proprietary DividendRank formula, to bring you this list of 10 top ranked dividend paying metals stocks. The DividendRank formula considers a variety of data – dividend history & yield, book value, quarterly earnings – and compares it to the stock's trading data to come up with certain calculations about profitability and about the stock's valuation (whether we think it looks "cheap" or "expensive"). The result is this list of the top most "interesting" ideas that merit further research.



## NSU — Key Stats

Name:	Nevsun Resources Ltd.
Website:	<a href="http://www.nevsun.com">www.nevsun.com</a>
Sector:	Precious Metals
Number of ETFs Holding NSU:	3 (see which ones)
Total Market Value Held by ETFs:	\$1,020,742
Total Market Capitalization:	\$730,000,000
% of Market Cap. Held by ETFs:	0.14%

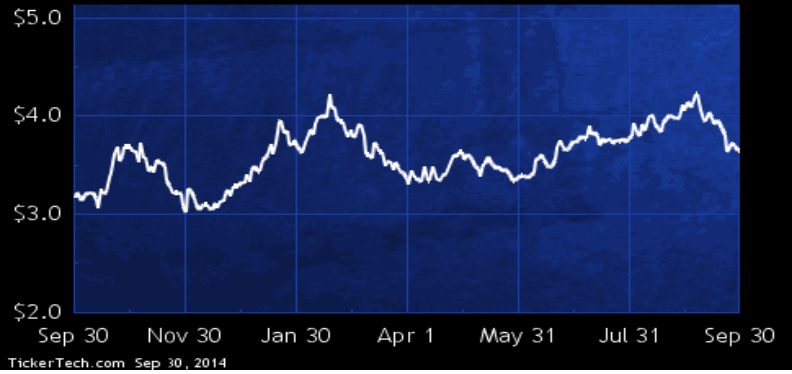
## NSU Dividend History



TickerTech.com Sep 30, 2014

## NSU — 3.8% Yield

### Nevsun Resources Ltd.

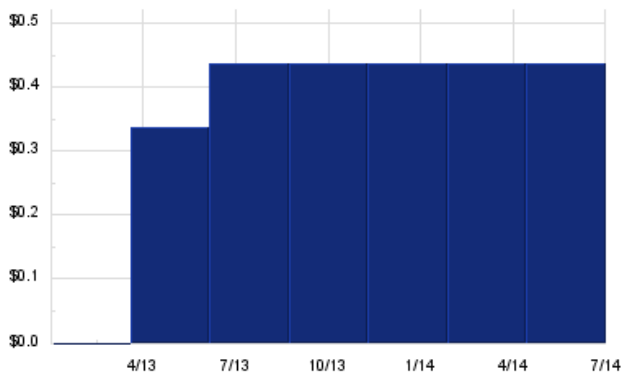


Nevsun Resources is engaged in the acquisition, exploration, development, extraction and production of gold and base metals mineral resources in Africa.

## CLV — Key Stats

Name:	Cliffs Natural Resources, Inc.
Website:	<a href="http://www.cliffsnaturalresources.com">www.cliffsnaturalresources.com</a>
Sector:	Non-Precious Metals & Non-Metallic Mining

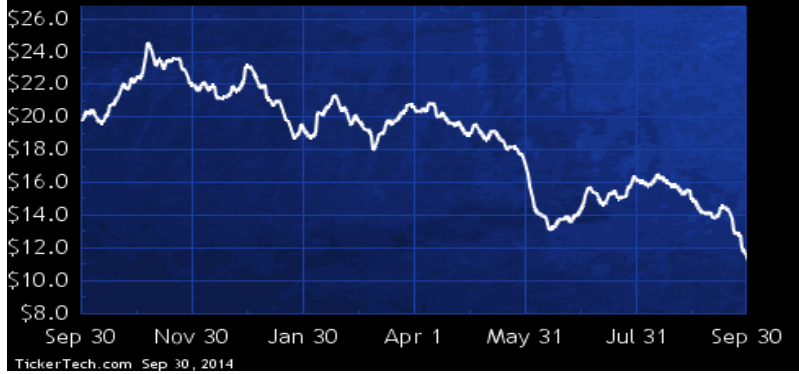
## CLV Dividend History



TickerTech.com Sep 30, 2014

## CLV — 15.7% Yield

### Cliffs Natural Resources, Inc.

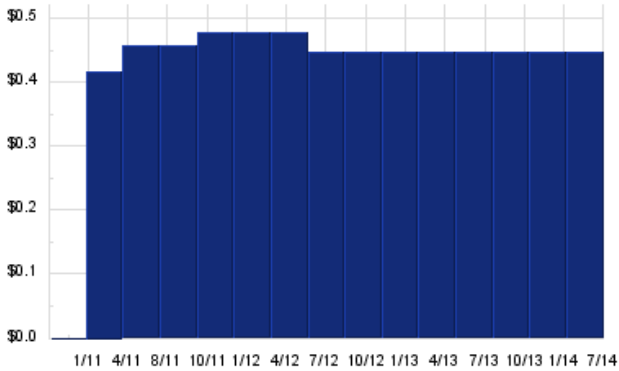


Cliffs Natural Resources is a mining and natural resources company, an iron ore producer and a producer of high and low-volatile metallurgical coal. Co.'s operations are organized according to product category and geographic location: U.S. Iron Ore, Eastern Canadian Iron Ore, Asia Pacific Iron Ore, and North American Coal. In the U.S., Co. operates five iron ore mines in Michigan and Minnesota, four metallurgical coal operations located in West Virginia and Alabama, and one thermal coal mine located in West Virginia. Co. also operates two iron ore mines in Eastern Canada. Co.'s Asia Pacific operations consist solely of its Koolyanobbing iron ore mining complex in Western Australia.

## RNO – Key Stats

Name:	Rhino Resource Partners LP
Website:	<a href="http://www.rhinolp.com">www.rhinolp.com</a>
Sector:	<u>Metals &amp; Mining</u>
Number of ETFs Holding RNO:	2 (see which ones)
Total Market Value Held by ETFs:	\$107,058
Total Market Capitalization:	\$198,000,000
% of Market Cap. Held by ETFs:	0.05%

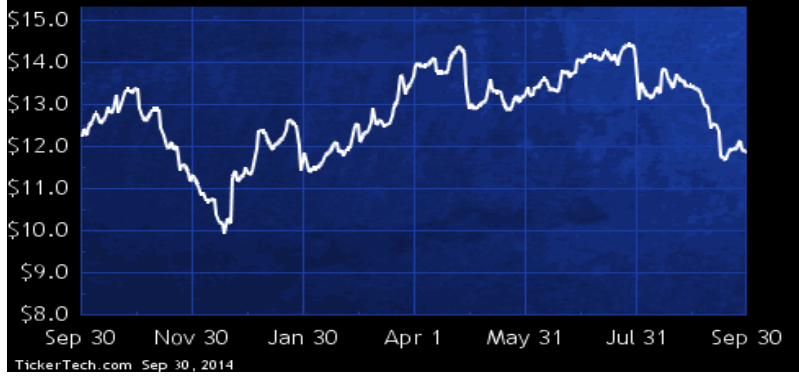
## RNO Dividend History



TickerTech.com Sep 30, 2014

## RNO – 15.0% Yield

### Rhino Resource Partners LP

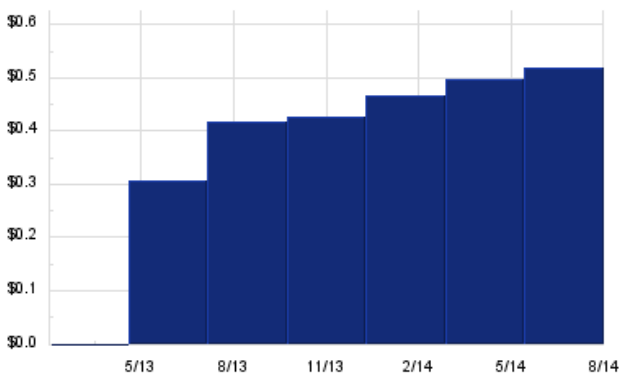


Rhino Resource Partners is focused on coal and energy related assets and activities, including energy infrastructure investments. Co. produces, processes and sells coal of various steam and metallurgical grades. Co. has an assets base with coal reserves located in Central Appalachia, Northern Appalachia, the Illinois Basin and the Western Bituminous region and oil and natural gas investments in the Cana Woodford region of western Oklahoma. As of Dec 31 2013, Co. had total estimated proved reserves of 2.0 million barrels of oil equivalents, which consisted of 173,000 barrels of oil/condensate, 353,000 barrels of natural gas liquids, as well as 8.86 billion cubic feet of natural gas.

## SXCP – Key Stats

Name:	SunCoke Energy Partners LP
Website:	<a href="http://www.sxcpartners.com">www.sxcpartners.com</a>
Sector:	<u>Metals Fabrication &amp; Products</u>
Number of ETFs Holding SXCP:	1 (see which ones)
Total Market Value Held by ETFs:	\$88,701
Total Market Capitalization:	\$643,000,000
% of Market Cap. Held by ETFs:	0.01%

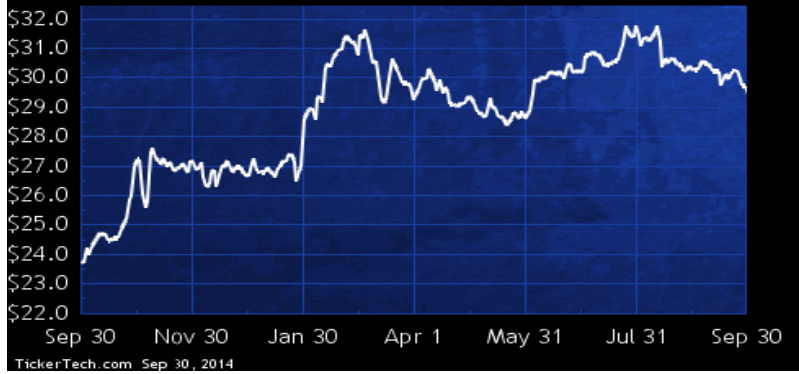
## SXCP Dividend History



TickerTech.com Sep 30, 2014

## SXCP – 7.0% Yield

### SunCoke Energy Partners LP

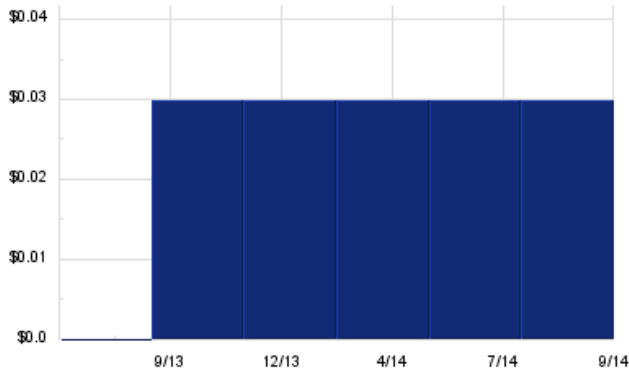


SunCoke Energy Partners manufactures coke used in the blast furnace production of steel. Co.'s cokemaking ovens utilizes heat recovery technology designed to combust the coal's volatile components liberated during the cokemaking process and use the resulting heat to create steam or electricity for sale. Co. has two segments: Domestic Coke, which consists of its Haverhill Coke Company LLC and Middletown Coke Company, LLC cokemaking and heat recovery operations located in Franklin Furnace, OH and Middletown, OH, respectively; and Coal Logistics, which consists of its coal handling and blending service operations in East Chicago, IN; Ceredo, WV; Belle, WV; and Catlettsburg, KY.

## ERS — Key Stats

Name:	Empire Resources Inc
Website:	<a href="http://www.empireresources.com">www.empireresources.com</a>
Sector:	Metals Fabrication & Products

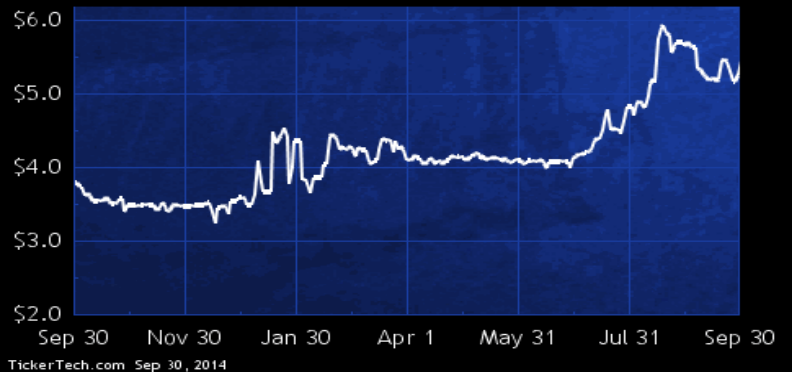
## ERS Dividend History



TickerTech.com Sep 30, 2014

## ERS — 1.8% Yield

### Empire Resources Inc

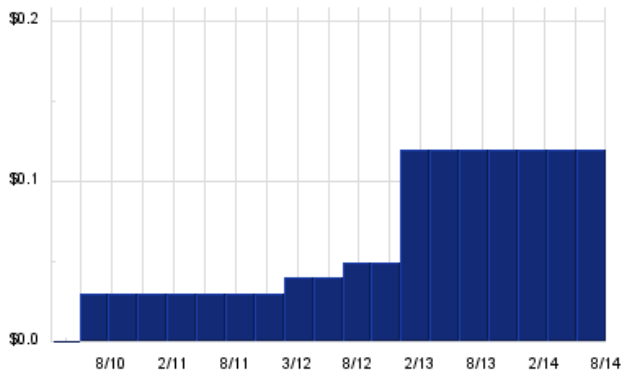


Empire Resources is engaged in the purchase, sale and distribution of semi-finished aluminum and steel products to a customer base located in the Americas, Europe, Australia and New Zealand. Co. sells its products through its own marketing and sales personnel as well as through commission based independent sales agents located in North America and Europe. Co. sells semi-finished aluminum and steel products, which are produced by processing primary aluminum or steel and/or aluminum or steel scrap. Co. provides these forms of semi-finished products to its customers including: Aluminum Sheet/Coil, Aluminum Plate, Aluminum Treadplate, Aluminum Foil, Stainless Steel and Carbon Steel.

## PAAS — Key Stats

Name:	Pan American Silver Corp.
Website:	<a href="http://www.panamericansilver.com">www.panamericansilver.com</a>
Sector:	Precious Metals
Number of ETFs Holding PAAS:	8 (see which ones)
Total Market Value Held by ETFs:	\$95,654,745
Total Market Capitalization:	\$1,760,000,000
% of Market Cap. Held by ETFs:	5.43%

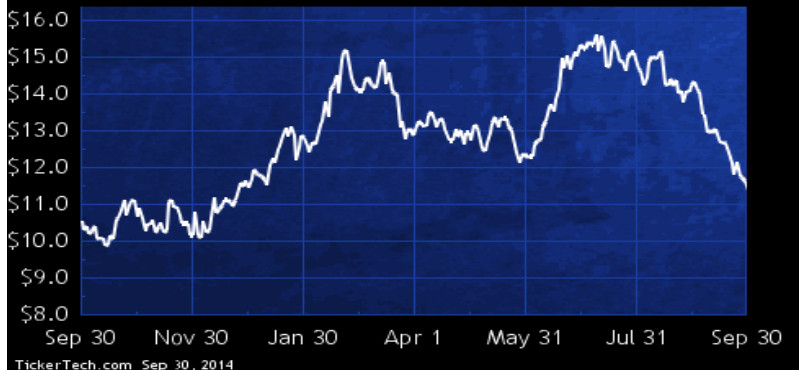
## PAAS Dividend History



TickerTech.com Sep 30, 2014

## PAAS — 4.4% Yield

### Pan American Silver Corp.

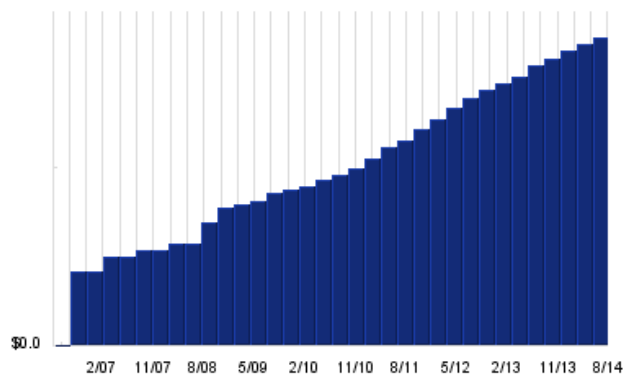


Pan American Silver is engaged in the production and sale of silver, gold and other base metals including copper, lead and zinc as well as other related activities, including exploration, extraction, processing, refining and reclamation. Co.'s primary product (silver) is produced in Peru, Mexico, Argentina and Bolivia. Additionally, Co. has project development activities in Peru, Mexico and Argentina, and exploration activities throughout South America and Mexico.

## AHGP – Key Stats

Name:	Alliance Holdings Group LP
Website:	<a href="http://www.ahgp.com">www.ahgp.com</a>
Sector:	Metals & Mining
Number of ETFs Holding AHGP:	6 (see which ones)
Total Market Value Held by ETFs:	\$16,482,219
Total Market Capitalization:	\$4,131,000,000
% of Market Cap. Held by ETFs:	0.40%

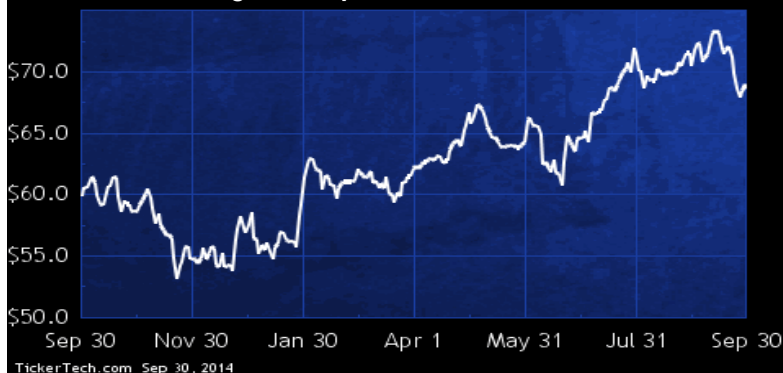
## AHGP Dividend History



TickerTech.com Sep 30, 2014

## AHGP – 5.1% Yield

### Alliance Holdings Group LP

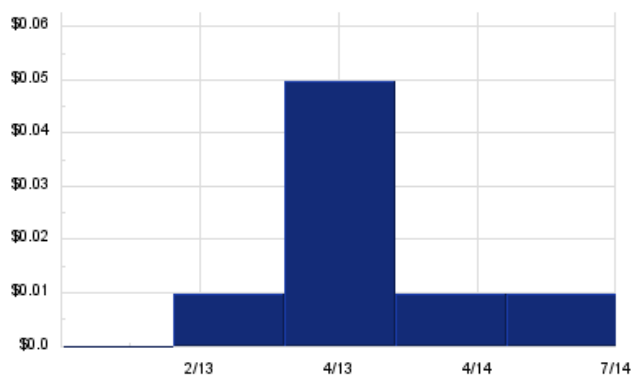


Alliance Holdings Group is a limited partnership. Co. owns 100.0% of the members' interest in Alliance Resource Management GP, LLC, the managing general partner of Alliance Resource Partners, L.P. (ARLP). Co., ARLP, and its subsidiaries (collectively, ARLP Partnership), produce and market coal primarily to U.S. utilities and industrial users. The ARLP Partnership's mining activities are conducted in three geographic regions: Illinois Basin, with mining operations located in western Kentucky, southern Illinois and southern Indiana; Central Appalachian, with mining operations located in eastern Kentucky; and Northern Appalachian, with mining operations located in Maryland and West Virginia.

## CALVF – Key Stats

Name:	Caledonia Mining Corp.
Website:	<a href="http://www.caledoniamining.com">www.caledoniamining.com</a>
Sector:	Precious Metals

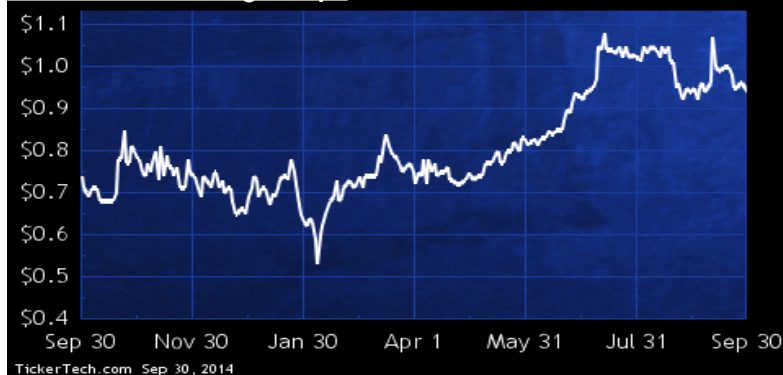
## CALVF Dividend History



TickerTech.com Sep 30, 2014

## CALVF – 6.4% Yield

### Caledonia Mining Corp.

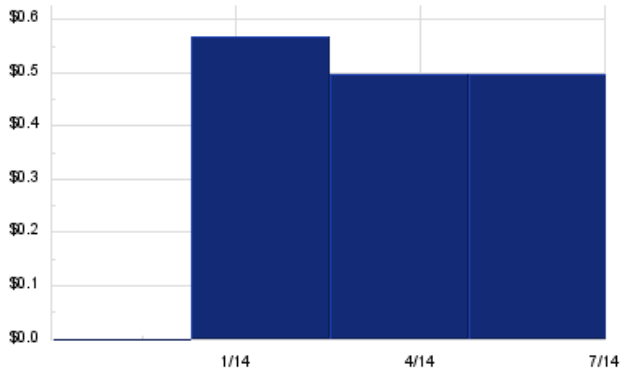


Caledonia Mining is engaged in the acquisition, exploration and development of mineral properties for the exploitation of base and precious metals. The ability of Co. to recover the amounts shown for its capital assets and mineral properties is dependent upon the existence of economically recoverable reserves; the ability of Co. to obtain the necessary financing to complete exploration and development; and future profitable production or proceeds from the disposition of such capital assets and mineral properties.

## OCIR — Key Stats

Name:	OCI Resources LP
Website:	<a href="http://www.ociresources.com">www.ociresources.com</a>
Sector:	Metals & Mining
Number of ETFs Holding OCIR:	1 (see which ones)
Total Market Value Held by ETFs:	\$66,585
Total Market Capitalization:	\$219,000,000
% of Market Cap. Held by ETFs:	0.03%

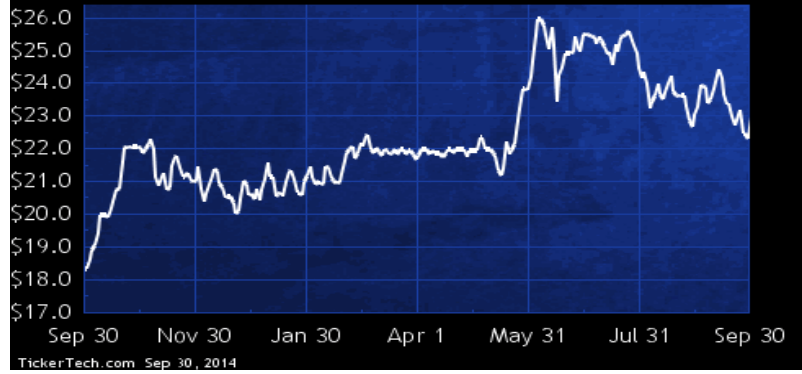
## OCIR Dividend History



TickerTech.com Sep 30, 2014

## OCIR — 8.7% Yield

### OCI Resources LP

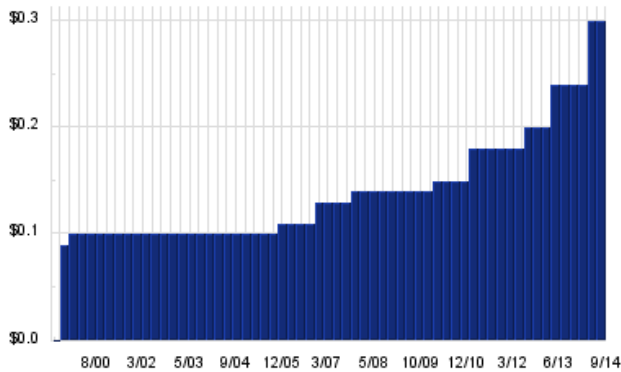


OCI Resources operates the trona ore mining and soda ash production business of its subsidiary, OCI Wyoming, L.P. (OCI Wyoming). Co. owns a controlling 40.98% general partner interest and 10.02% limited partner interest in OCI Wyoming. Trona is a soft mineral and consists primarily of sodium carbonate, or soda ash, sodium bicarbonate and water. Co. processes trona ore into soda ash, which is a raw material in flat glass, container glass, detergents, chemicals, paper and other consumer and industrial products. As of Dec 31 2013, Co. had estimated proven and probable reserves of approximately 263.1 million short tons of trona, which is equivalent to 143.3 million short tons of soda ash.

## LII — Key Stats

Name:	Lennox International Inc
Website:	<a href="http://www.lennoxinternational.com">www.lennoxinternational.com</a>
Sector:	Metals Fabrication & Products
Number of ETFs Holding LII:	64 (see which ones)
Total Market Value Held by ETFs:	\$245,751,619
Total Market Capitalization:	\$3,789,000,000
% of Market Cap. Held by ETFs:	6.49%

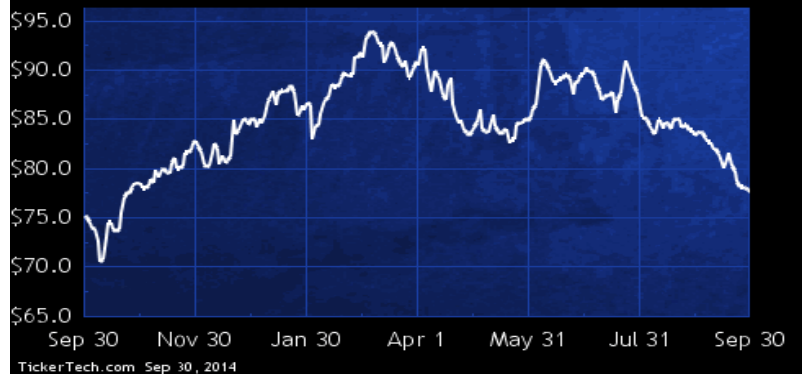
## LII Dividend History



TickerTech.com Sep 30, 2014

## LII — 1.6% Yield

### Lennox International Inc



Lennox International is a provider of climate control solutions and design, manufacture and market a range of products for the heating, ventilation, air conditioning and refrigeration markets. Co. has three segments: Residential Heating & Cooling, which provides furnaces, air conditioners, heat pumps, packaged heating and cooling systems, and indoor air quality equipment, among others; Commercial Heating & Cooling, which provides unitary heating and air conditioning equipment, applied systems, controls, installation and service of commercial heating and cooling equipment; and Refrigeration, which provides condensing units, unit coolers, fluid coolers, and air handlers, among others.



Nothing in Dividend Channel is intended to be investment advice, nor does it represent the opinion of, counsel from, or recommendations by BNK Invest Inc. or any of its affiliates, subsidiaries or partners. None of the information contained herein constitutes a recommendation that any particular security, portfolio, transaction, or investment strategy is suitable for any specific person. All viewers agree that under no circumstances will BNK Invest, Inc., its subsidiaries, partners, officers, employees, affiliates, or agents be held liable for any loss or damage caused by your reliance on information obtained. By visiting, using or viewing this site, you agree to the following [Full Disclaimer & Terms of Service](#). Video widget and dividend videos powered by Market News Video. Quote data delayed at least 20 minutes; [data powered by Ticker Technologies](#), and Mergent. [Contact Dividend Channel](#); [Meet Our Editorial Staff](#).