

10 Dividend Paying Metals Stocks

<http://www.metalschannel.com/>

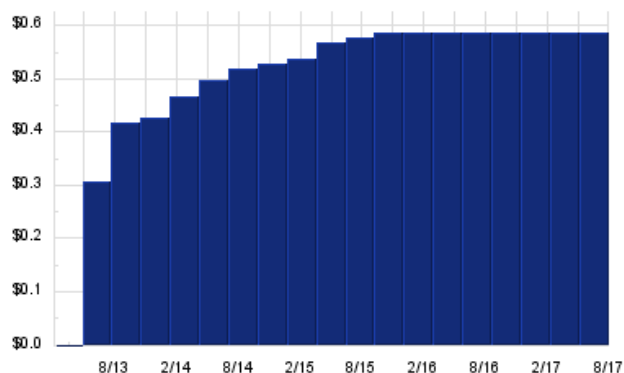
Metals Channel paired our coverage universe of metals stocks, with Dividend Channel's proprietary DividendRank formula, to bring you this list of 10 top ranked dividend paying metals stocks. The DividendRank formula considers a variety of data – dividend history & yield, book value, quarterly earnings – and compares it to the stock's trading data to come up with certain calculations about profitability and about the stock's valuation (whether we think it looks "cheap" or "expensive"). The result is this list of the top most "interesting" ideas that merit further research.



SXCP — Key Stats

Name:	SunCoke Energy Partners LP
Stock buyback:	SXCP buyback
Website:	www.suncoke.com
Sector:	Metals Fabrication & Products
Number of ETFs Holding SXCP:	4 (see which ones)
Total Market Value Held by ETFs:	\$12,075,739
Total Market Capitalization:	\$795,000,000
% of Market Cap. Held by ETFs:	1.52%

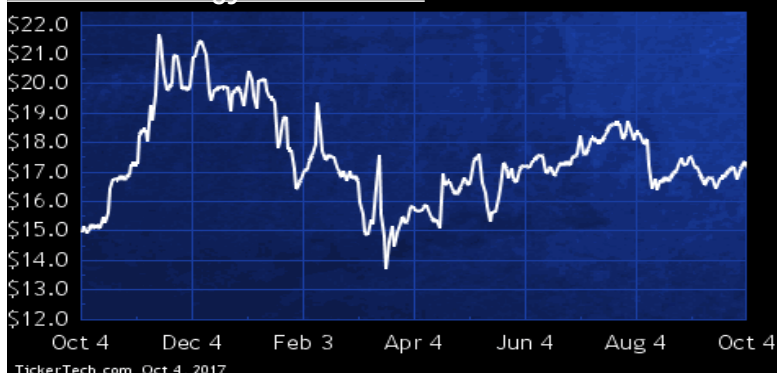
SXCP Dividend History



TickerTech.com Oct 4, 2017

SXCP — 13.9% Yield

SunCoke Energy Partners LP



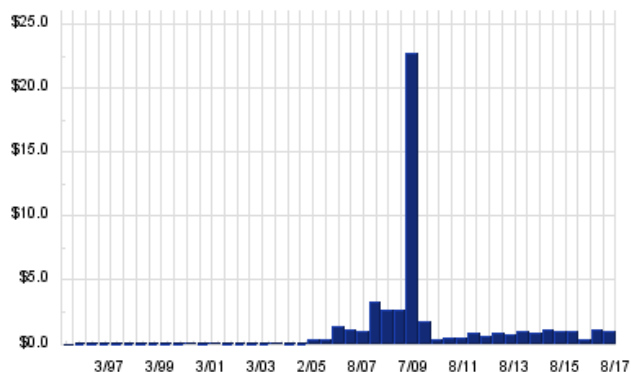
TickerTech.com Oct 4, 2017

SunCoke Energy Partners primarily produces coke used in the blast furnace production of steel. Co. also provides coal handling and/or mixing services at its Coal Logistics terminals to steel, coke (including some of its domestic cokemaking facilities), electric utility and coal mining customers. Co. has two segments: Domestic Coke and Coal Logistics. Domestic Coke segment consists of Co.'s cokemaking and heat recovery operations located in Franklin Furnace, OH; Middletown, OH; and Granite City, IL. Coal Logistics segment consists of Co.'s coal handling and/or mixing service operations in Convent, LA; Ceredo and Belle, WV; and East Chicago, IN.

RIO — Key Stats

Name:	Rio Tinto Plc
Website:	www.riotinto.com
Sector:	Metals & Mining
Number of ETFs Holding RIO:	8 (see which ones)
Total Market Value Held by ETFs:	\$23,233,715
Total Market Capitalization:	\$64,915,000,000
% of Market Cap. Held by ETFs:	0.04%

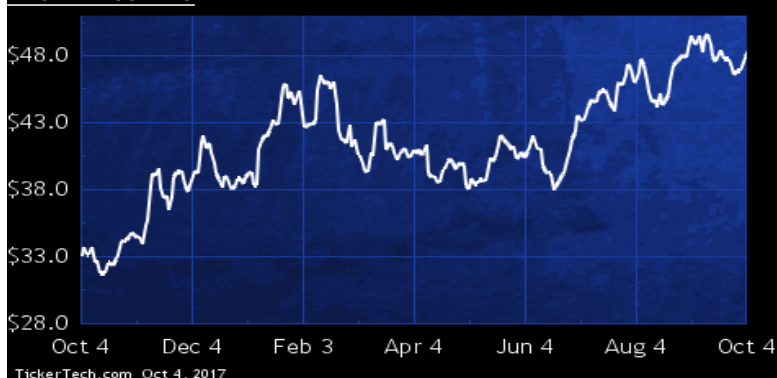
RIO Dividend History



TickerTech.com Oct 4, 2017

RIO — 4.5% Yield

Rio Tinto Plc



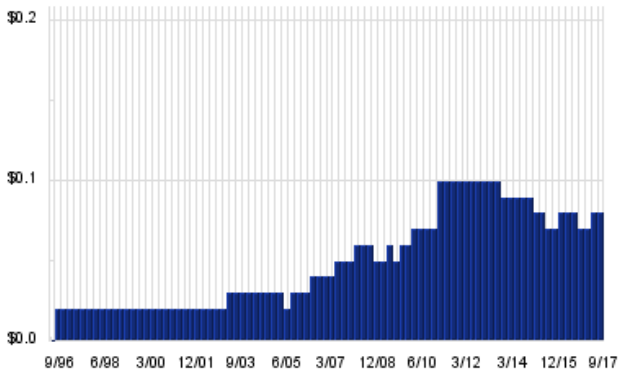
TickerTech.com Oct 4, 2017

Rio Tinto is a mining group based in the United Kingdom and Australia. Co. is engaged in the business of finding, mining and processing mineral resources. Co.'s major products are iron ore, aluminium, copper, diamonds, coal, uranium, gold and industrial minerals (borax, titanium dioxide and salt). Co.'s activities span the world but are strongly represented in Australia and North America with significant businesses in South America, Asia, Europe and Africa. Co.'s operations comprise four principal product groups - Iron Ore, Aluminium, Copper and Diamonds, and Energy & Minerals.

CCJ — Key Stats

Name:	Cameco Corp.
Website:	www.cameco.com
Sector:	<u>Metals & Mining</u>
Number of ETFs Holding CCJ:	6 (see which ones)
Total Market Value Held by ETFs:	\$25,339,377
Total Market Capitalization:	\$3,827,000,000
% of Market Cap. Held by ETFs:	0.66%

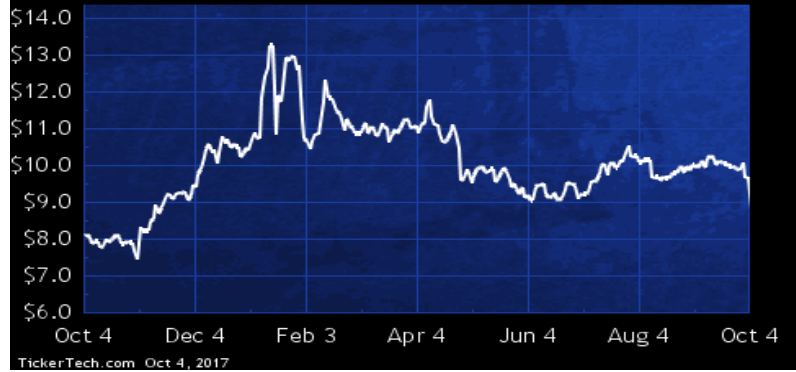
CCJ Dividend History



TickerTech.com Oct 4, 2017

CCJ — 4.5% Yield

Cameco Corp.

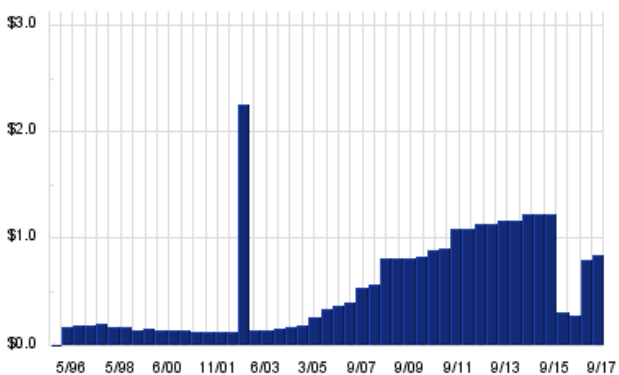


Cameco and its subsidiaries are engaged in the exploration for and the development, mining, refining, conversion and fabrication of uranium for sale as fuel for generating electricity in nuclear power reactors in Canada and other countries. Co. has three reportable segments: uranium, which explores for, mines, mills, purchases, and sells uranium concentrate; fuel services, which refines, converts and fabricates uranium concentrate, and purchases and sells conversion services; and electricity, which generates and sells electricity through its 31.6% interest in the Bruce Power Limited Partnership, which operates four nuclear reactors and manages the overall site in southern Ontario.

BHP — Key Stats

Name:	BHP Billiton Ltd.
Website:	www.bhpbilliton.com
Sector:	<u>Non-Precious Metals & Non-Metallic Mining</u>
Number of ETFs Holding BHP:	12 (see which ones)
Total Market Value Held by ETFs:	\$947,408,452
Total Market Capitalization:	\$25,042,000,000
% of Market Cap. Held by ETFs:	3.78%

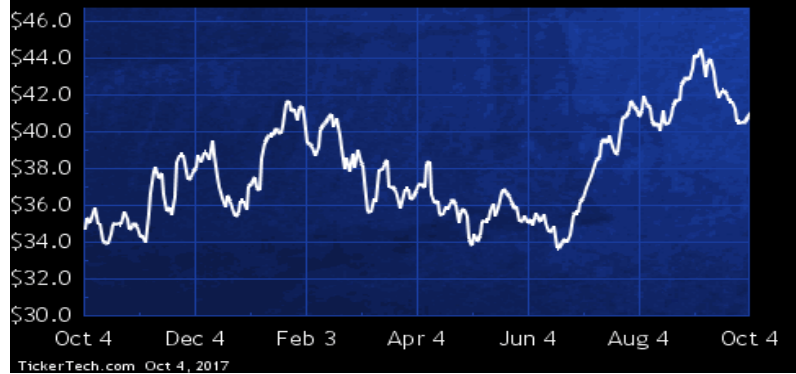
BHP Dividend History



TickerTech.com Oct 4, 2017

BHP — 4.2% Yield

BHP Billiton Ltd.

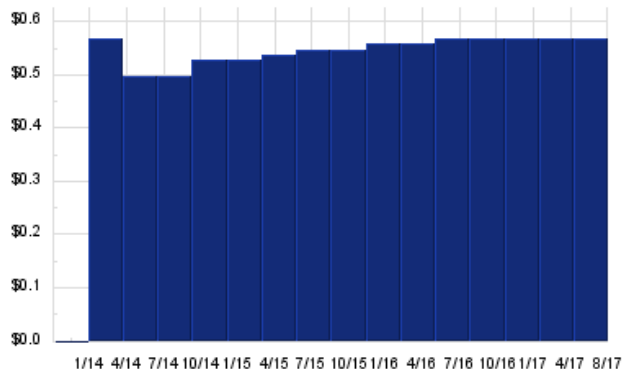


BHP Billiton is a global resources company. Co. operates under a Dual Listed Company (DLC) structure, which consists of the BHP Billiton Limited Group and the BHP Billiton Plc Group, operating as a single economic entity. As of June 30 2016, Co. operated four reportable segments: Petroleum, which is involved in the exploration, development and production of oil and gas; Copper, which is involved in the mining of copper, silver, lead, zinc, molybdenum, uranium and gold; Iron ore, which is involved in the mining of iron ore; and Coal, which is involved in the mining of metallurgical coal and thermal (energy) coal.

CINR — Key Stats

Name: Ciner Resources LP
 Website: www.ociresources.com
 Sector: Metals & Mining

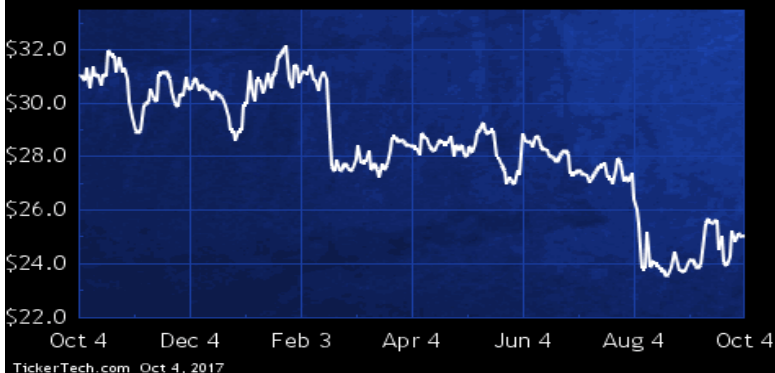
CINR Dividend History



TickerTech.com Oct 4, 2017

CINR — 9.1% Yield

Ciner Resources LP

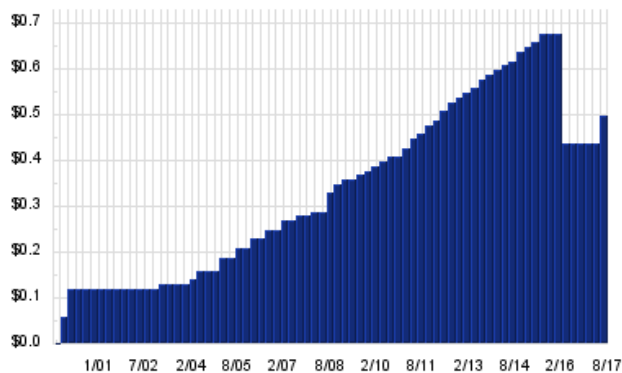


Ciner Resources, as of Dec 31 2016, owned a controlling interest comprised of 51.0% membership interest in Ciner Wyoming LLC (Ciner Wyoming). Ciner Wyoming is a producer of soda ash, serving a global market from Co.'s facility in the Green River Basin of Wyoming. Trona, a soft mineral, is also known as sodium sesquicarbonate and consists primarily of sodium carbonate, or soda ash, sodium bicarbonate and water. Co. processes trona ore into soda ash, which is a raw material in flat glass, container glass, detergents, chemicals, paper, and other consumer and industrial products.

ARLP — Key Stats

Name: Alliance Resource Partners LP
 Website: www.arlp.com
 Sector: Metals & Mining
 Number of ETFs Holding ARLP: 6 (see which ones)
 Total Market Value Held by ETFs: \$24,705,968
 Total Market Capitalization: \$1,439,000,000
 % of Market Cap. Held by ETFs: 1.72%

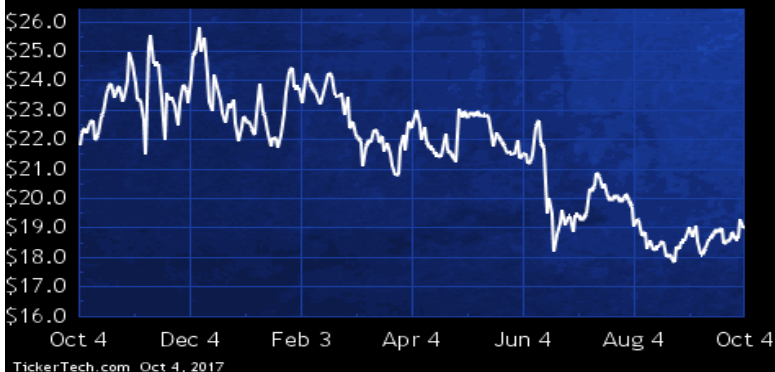
ARLP Dividend History



TickerTech.com Oct 4, 2017

ARLP — 10.5% Yield

Alliance Resource Partners LP

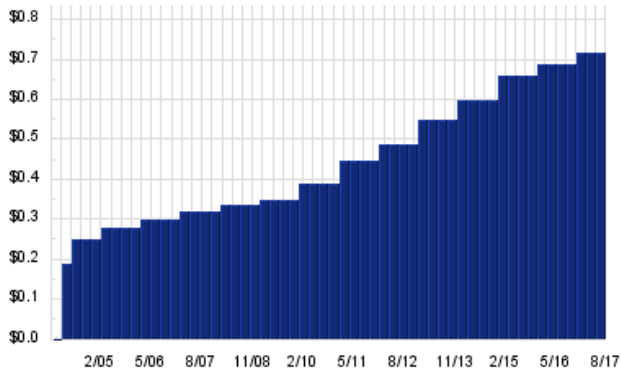


Alliance Resource Partners is a producer and marketer of coal to U.S. utilities and industrial users. Co. produces a range of steam coal with varying sulfur and heat contents. As of Dec 31 2016, Co. operated eight underground mining complexes in Illinois, Indiana, Kentucky, Maryland and West Virginia. Co. also operates a coal loading terminal on the Ohio River at Mt. Vernon, IN. Co.'s mining activities are conducted in two geographic regions referred to in the coal industry as the Illinois Basin and Appalachian regions. Also, at Dec 31 2016, Co. had approximately 1.76 billion tons of proven and probable coal reserves in Illinois, Indiana, Kentucky, Maryland, Pennsylvania and West Virginia.

CMP — Key Stats

Name:	Compass Minerals International Inc
Website:	www.compassminerals.com
Sector:	Metals & Mining
Number of ETFs Holding CMP:	70 (see which ones)
Total Market Value Held by ETFs:	\$347,079,104
Total Market Capitalization:	\$2,195,000,000
% of Market Cap. Held by ETFs:	15.81%

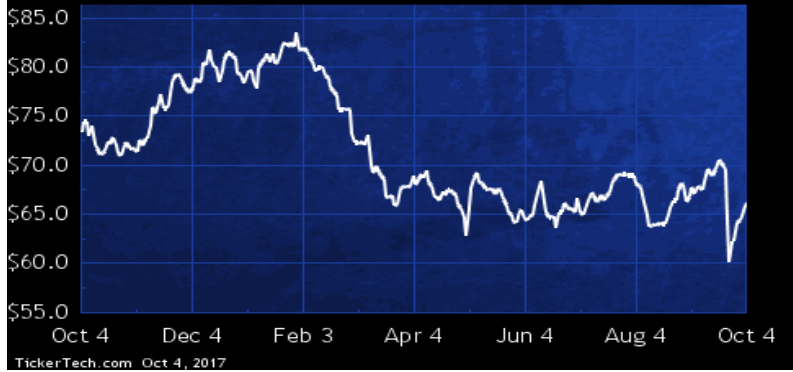
CMP Dividend History



TickerTech.com Oct 4, 2017

CMP — 4.4% Yield

Compass Minerals International Inc

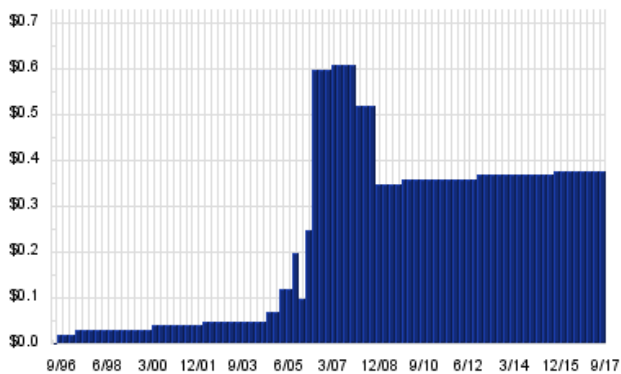


Compass Minerals International is a holding company. Through its wholly owned subsidiaries, Co. is a provider of minerals, including salt, plant nutrition minerals, and chemicals. Co. has three reportable segments: Salt, which products include rock salt, mechanically evaporated salt, solar evaporated salt, brine magnesium chloride and flake magnesium chloride; Plant Nutrition North America, which includes sulfate of potash specialty fertilizer and micronutrients; and Plant Nutrition South America, which manufactures, distributes and markets an array of specialty plant nutrients and supplements developed and formulated from primary and secondary nutrients, micronutrients and biostimulants.

NUE — Key Stats

Name:	Nucor Corp.
Stock buyback:	NUE buyback
Website:	www.nucor.com
Sector:	Non-Precious Metals & Non-Metallic Mining
Number of ETFs Holding NUE:	103 (see which ones)
Total Market Value Held by ETFs:	\$1,507,562,918
Total Market Capitalization:	\$17,901,000,000
% of Market Cap. Held by ETFs:	8.42%

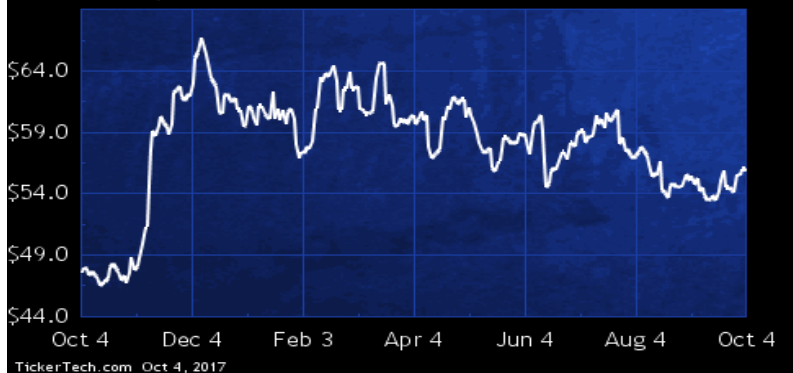
NUE Dividend History



TickerTech.com Oct 4, 2017

NUE — 2.7% Yield

Nucor Corp.

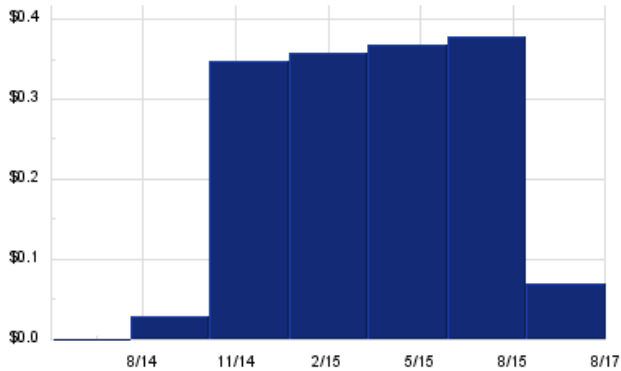


Nucor is engaged in the manufacturing of steel and steel products. Co. has three segments: steel mills, which produces and distributes sheet steel (hot-rolled, cold-rolled and galvanized), tubular products, plate steel, structural steel and bar steel; steel products, which produces steel joists and joist girders, steel deck, fabricated concrete reinforcing steel, cold finished steel, steel fasteners, metal building systems, steel grating, and wire and wire mesh; and raw materials, which produces direct reduced iron (DRI); brokers ferrous and nonferrous metals, pig iron, hot briquetted iron and DRI; supplies ferro-alloys; and processes ferrous and nonferrous scrap metal.

FELP — Key Stats

Name:	Foresight Energy LP
Website:	www.foresight.com
Sector:	Metals & Mining
Number of ETFs Holding FELP:	1 (see which ones)
Total Market Value Held by ETFs:	\$50,949
Total Market Capitalization:	\$328,000,000
% of Market Cap. Held by ETFs:	0.02%

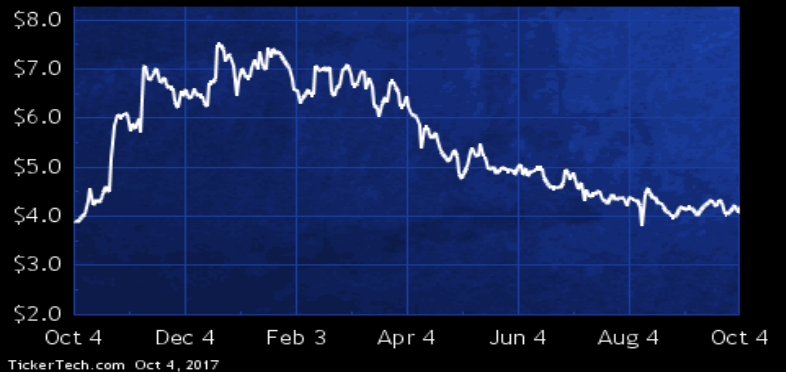
FELP Dividend History



TickerTech.com Oct 4, 2017

FELP — 6.2% Yield

Foresight Energy LP

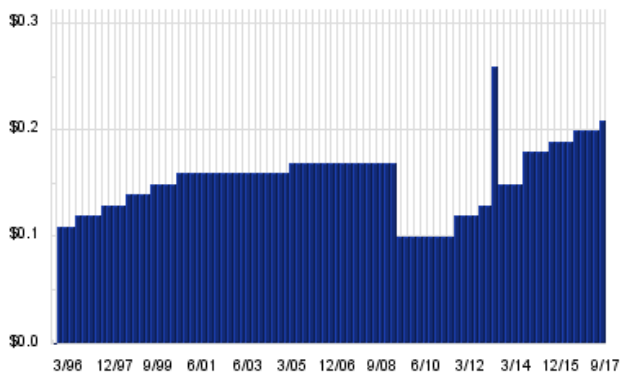


Foresight Energy is engaged in mining and marketing coal from reserves and operations located in the Illinois Basin. Co. controlled 2.1 billion tons of proven and probable coal in the state of Illinois at Dec 31 2016. As of Dec 31 2016, Co. owned four mining complexes where it can operate four longwall mines and one continuous miner operation. Co. markets and sells its coal primarily to electric utility and industrial companies in the eastern half of the U.S. and the international market. Co. sells the majority of its domestic tonnages to electric utilities with installed pollution control devices.

WOR — Key Stats

Name:	Worthington Industries, Inc.
Stock buyback:	WOR buyback
Website:	www.worthingtonindustries.com
Sector:	Non-Precious Metals & Non-Metallic Mining
Number of ETFs Holding WOR:	63 (see which ones)
Total Market Value Held by ETFs:	\$245,161,759
Total Market Capitalization:	\$2,910,000,000
% of Market Cap. Held by ETFs:	8.42%

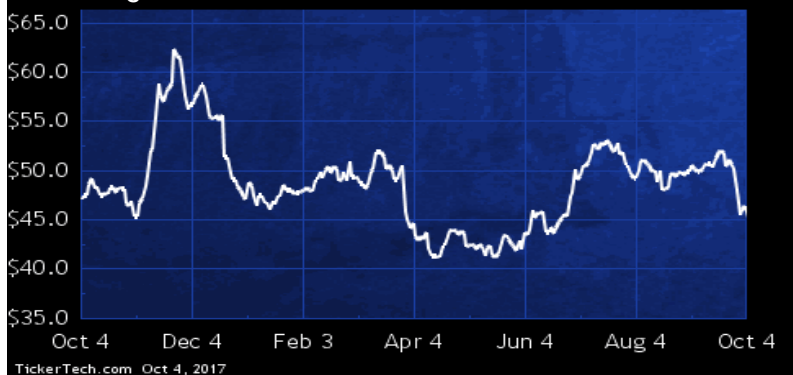
WOR Dividend History



TickerTech.com Oct 4, 2017

WOR — 1.9% Yield

Worthington Industries, Inc.



Worthington Industries is a metals manufacturing company, focused on steel processing and manufactured metal products. Co. operates three segments: Steel Processing, which buys coils of steel from steel mills and mini-mills and processes them to customer specifications; Pressure Cylinders, which manufactures and sells filled and unfilled pressure cylinders, tanks, hand torches, and oil and gas equipment with accessories and related products for end-use market applications; and Engineered Cabs, which designs and manufactures open and enclosed cabs and operator stations and custom fabrications for mobile equipment, and provides complementary products such as machined structural components.



Nothing in Dividend Channel is intended to be investment advice, nor does it represent the opinion of, counsel from, or recommendations by BNK Invest Inc. or any of its affiliates, subsidiaries or partners. None of the information contained herein constitutes a recommendation that any particular security, portfolio, transaction, or investment strategy is suitable for any specific person. All viewers agree that under no circumstances will BNK Invest, Inc., its subsidiaries, partners, officers, employees, affiliates, or agents be held liable for any loss or damage caused by your reliance on information obtained. By visiting, using or viewing this site, you agree to the following [Full Disclaimer & Terms of Service](#). Video widget and dividend videos powered by Market News Video. Quote data delayed at least 20 minutes; [data powered by Ticker Technologies](#), and Mergent. [Contact Dividend Channel](#); [Meet Our Editorial Staff](#).