

## 10 Dividend Paying Metals Stocks

<http://www.metalschannel.com/>

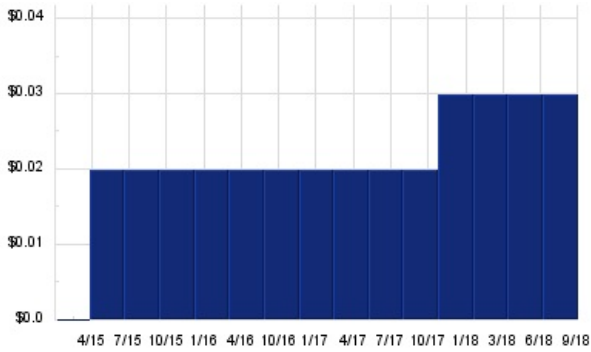
Metals Channel paired our coverage universe of metals stocks, with Dividend Channel's proprietary DividendRank formula, to bring you this list of 10 top ranked dividend paying metals stocks. The DividendRank formula considers a variety of data – dividend history & yield, book value, quarterly earnings – and compares it to the stock's trading data to come up with certain calculations about profitability and about the stock's valuation (whether we think it looks "cheap" or "expensive"). The result is this list of the top most "interesting" ideas that merit further research.



## ATUSF — KEY STATS

Name: [Altius Minerals Corp](#)  
 Website: [www.altiusminerals.com](http://www.altiusminerals.com)  
 Sector: [Non-Precious Metals & Non-Metallic Mining](#)

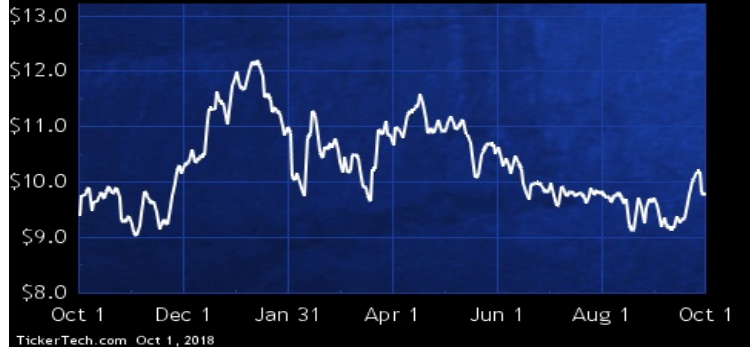
## ATUSF DIVIDEND HISTORY



TickerTech.com Oct 1, 2018

## ATUSF — 1.2% YIELD

### Altius Minerals Corp

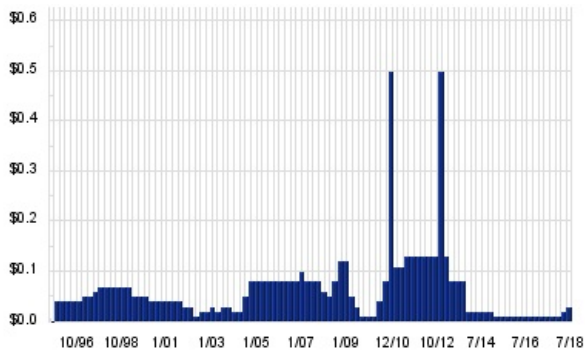


Altius Minerals is engaged in the generation and acquisition of mineral properties, royalties, and investments. Co. prefers to generate alliances or corporate structures related to the mineral exploration and natural resource opportunities it generates, which results in Co. carrying minority and non-operating project or equity interests and/or royalty interests.

## FRD — KEY STATS

Name: [Friedman Industries, Inc.](#)  
 Website: [www.friedmanindustries.com](http://www.friedmanindustries.com)  
 Sector: [Non-Precious Metals & Non-Metallic Mining](#)  
 Number of ETFs Holding FRD: 3 ([see which ones](#))  
 Total Market Value Held by ETFs: \$213,815  
 Total Market Capitalization: \$63,000,000  
 % of Market Cap. Held by ETFs: 0.34%

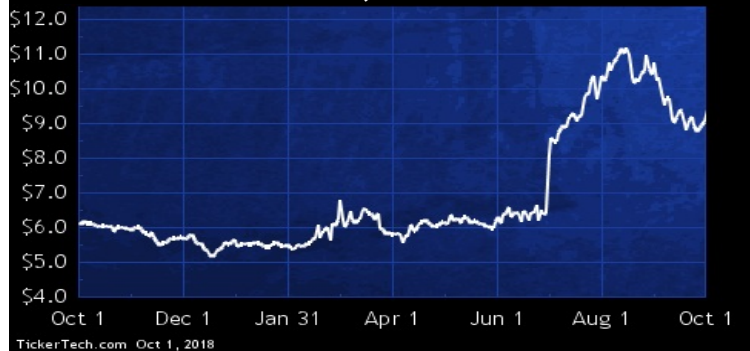
## FRD DIVIDEND HISTORY



TickerTech.com Sep 29, 2018

## FRD — 2.5% YIELD

### Friedman Industries, Inc.

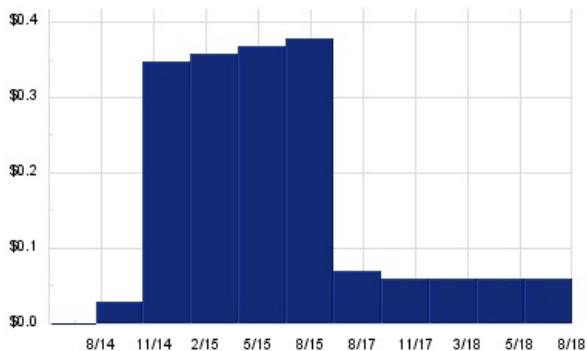


Friedman Industries is engaged in steel processing, pipe manufacturing and processing and steel and pipe distribution. Co. has two product groups: coil, which involves purchasing prime hot-rolled steel coils, processes the coils into flat, finished sheet and plate and sells these products on a wholesale basis, and coils are processed to the specifications required for a particular order; and tubular products, which manufactures, purchases, processes and markets tubular products, and also employs various pipe processing equipment, including beveling machines, pipe handling equipment and other related machinery.

## FELP — KEY STATS

Name: Foresight Energy LP  
 Website: [www.foresight.com](http://www.foresight.com)  
 Sector: Metals & Mining

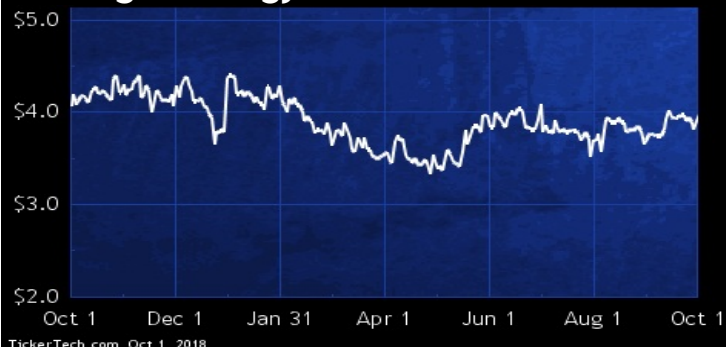
## FELP DIVIDEND HISTORY



TickerTech.com Sep 30, 2018

## FELP — 5.7% YIELD

### Foresight Energy LP

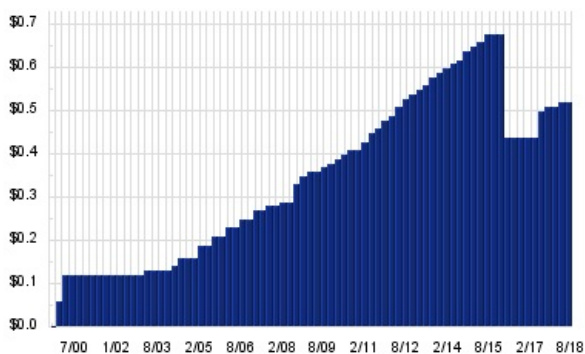


Foresight Energy is engaged in mining and marketing coal from reserves and operations located in the Illinois Basin. Co. controlled 2.1 billion tons of proven and probable coal in the state of Illinois at Dec 31 2017. As of Dec 31 2017, Co. owned four mining complexes where it can operate four longwall mines and one continuous miner operation. Co. markets and sells its coal primarily to electric utility and industrial companies in the eastern half of the U.S. and the international market. Co. sells the majority of its domestic tonnages to electric utilities with installed pollution control devices.

## ARLP — KEY STATS

Name: Alliance Resource Partners LP  
 Website: [www.arlp.com](http://www.arlp.com)  
 Sector: Metals & Mining  
 Number of ETFs Holding ARLP: 8 (see which ones)  
 Total Market Value Held by ETFs: \$49,753,595.47  
 Total Market Capitalization: \$2,654,000,000  
 % of Market Cap. Held by ETFs: 1.87%

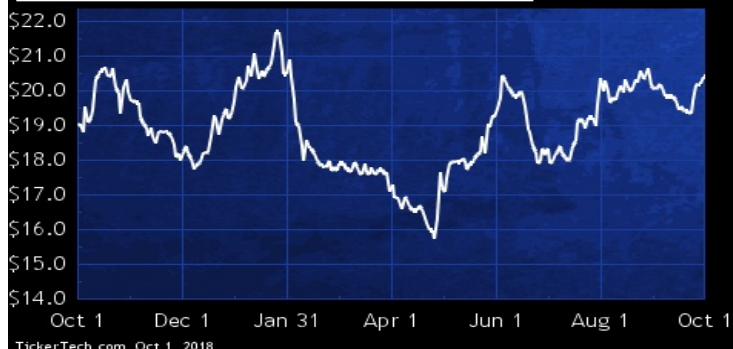
## ARLP DIVIDEND HISTORY



TickerTech.com Sep 29, 2018

## ARLP — 10.2% YIELD

### Alliance Resource Partners LP

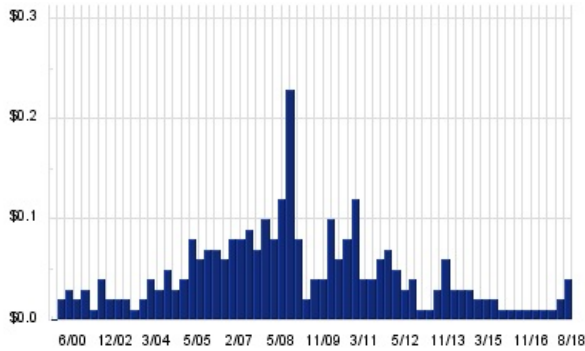


Alliance Resource Partners is a producer and marketer of coal to U.S. utilities and industrial users. Co. produces a range of steam coal with varying sulfur and heat contents. As of Dec 31 2016, Co. operated eight underground mining complexes in Illinois, Indiana, Kentucky, Maryland and West Virginia. Co. also operates a coal loading terminal on the Ohio River at Mt. Vernon, IN. Co.'s mining activities are conducted in two geographic regions referred to in the coal industry as the Illinois Basin and Appalachian regions. Also, at Dec 31 2016, Co. had approximately 1.76 billion tons of proven and probable coal reserves in Illinois, Indiana, Kentucky, Maryland, Pennsylvania and West Virginia.

## GGB — KEY STATS

Name:	Gerdau S.A.
Website:	<a href="http://www.gerdau.com.br">www.gerdau.com.br</a>
Sector:	<u>Non-Precious Metals &amp; Non-Metallic Mining</u>
Number of ETFs Holding GGB:	9 ( <u>see which ones</u> )
Total Market Value Held by ETFs:	\$20,718,127.76
Total Market Capitalization:	\$4,310,000,000
% of Market Cap. Held by ETFs:	0.48%

## GGB DIVIDEND HISTORY

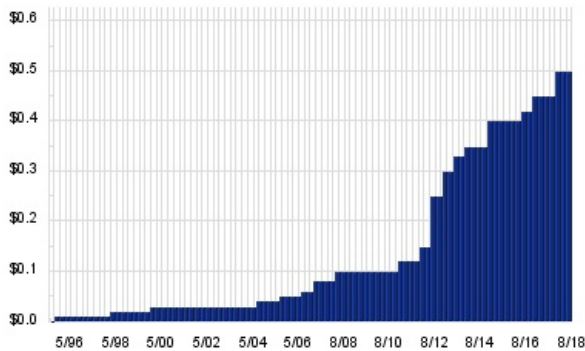


TickerTech.com Sep 29, 2018

## RS — KEY STATS

Name:	Reliance Steel & Aluminum Co.
Website:	<a href="http://www.rsac.com">www.rsac.com</a>
Sector:	<u>Non-Precious Metals &amp; Non-Metallic Mining</u>
Number of ETFs Holding RS:	56 ( <u>see which ones</u> )
Total Market Value Held by ETFs:	\$449,098,599
Total Market Capitalization:	\$6,139,000,000
% of Market Cap. Held by ETFs:	7.32%

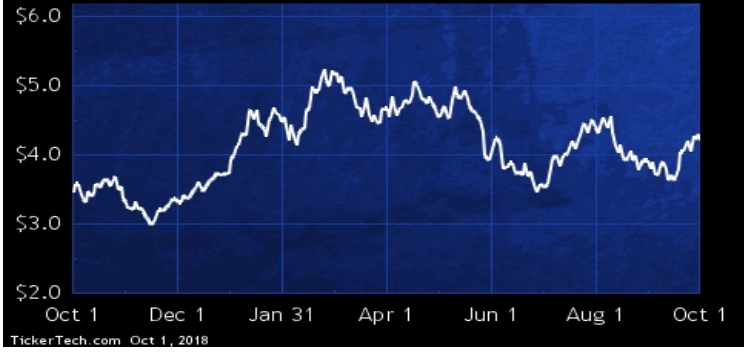
## RS DIVIDEND HISTORY



TickerTech.com Oct 1, 2018

## GGB — 3.3% YIELD

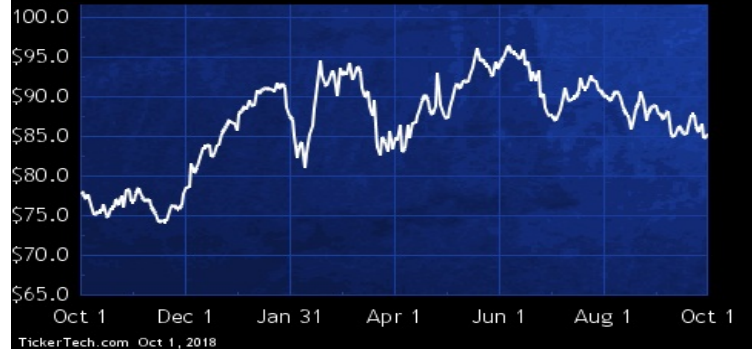
### Gerdau S.A.



Gerdau is a steel production group based in Brazil. Co. is engaged in the production and commercialization of steel products in general, through its mills located in Argentina, Brazil, Canada, Chile, Colombia, U.S., India, Mexico, Peru, the Dominican Republic, Uruguay and Venezuela. Co.'s product mix includes crude steel (slabs, blooms and billets) sold to rolling mills, finished products for the construction industry such as rebars, wire rods, structural bars, hot rolled coils and heavy plates; finished products for consumer goods industry such as commercial bars, light shapes and mesh wire and products for farming and agriculture such as poles, smooth wire and barbed wire.

## RS — 2.3% YIELD

### Reliance Steel & Aluminum Co.

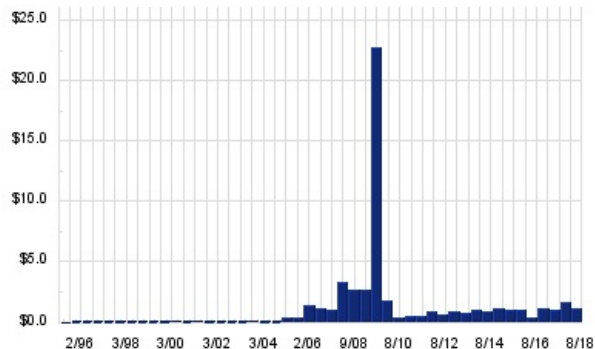


Reliance Steel & Aluminum is a metals service center company. Co. provides metals processing services and distributes a line of metal products, including alloy, aluminum, brass, copper, carbon steel, stainless steel, titanium and specialty steel products to customers in a range of industries, including general manufacturing, non-residential construction (including infrastructure), transportation (rail, truck trailer and shipbuilding), aerospace and defense, energy (oil and gas), electronics and semiconductor fabrication, and heavy industry (agricultural, construction and mining equipment). Co. also services the auto industry, primarily through its toll processing operations.

## RIO — KEY STATS

Name:	Rio Tinto Plc
Website:	<a href="http://www.riotinto.com">www.riotinto.com</a>
Sector:	<a href="#">Metals &amp; Mining</a>
Number of ETFs Holding RIO:	7 ( <a href="#">see which ones</a> )
Total Market Value Held by ETFs:	\$19,375,469
Total Market Capitalization:	\$70,885,000,000
% of Market Cap. Held by ETFs:	0.03%

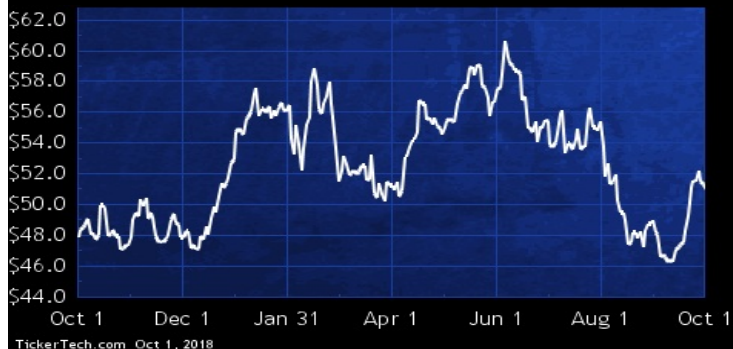
## RIO DIVIDEND HISTORY



TickerTech.com Sep 29, 2018

## RIO — 5.0% YIELD

### Rio Tinto Plc

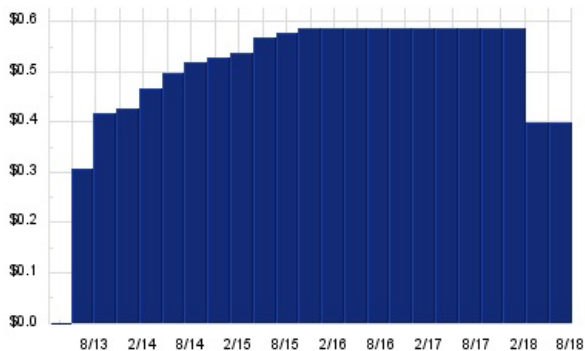


Rio Tinto is engaged in finding, mining and processing mineral resources. Co. has four product groups: iron ore, which supplies the global seaborne iron ore trade; aluminium, which includes bauxite mines, alumina refineries, and aluminium smelters; Copper and Diamonds, which has managed operations in Australia, Canada, Mongolia and the U.S., and non-managed operations in Chile and Indonesia, with by-product including gold, silver, molybdenum and others such as sulphuric acid, rhenium, and lead carbonate; and Energy and Minerals, which comprises mining, refining and marketing operations across borates, coal, iron ore concentrate and pellets, salt, titanium dioxide and uranium sectors.

## SXCP — KEY STATS

Name:	SunCoke Energy Partners LP
Stock buyback:	<a href="#">SXCP buyback</a>
Website:	<a href="http://www.suncoke.com">www.suncoke.com</a>
Sector:	<a href="#">Metals Fabrication &amp; Products</a>
Number of ETFs Holding SXCP:	2 ( <a href="#">see which ones</a> )
Total Market Value Held by ETFs:	\$5,270,552
Total Market Capitalization:	\$707,000,000
% of Market Cap. Held by ETFs:	0.75%

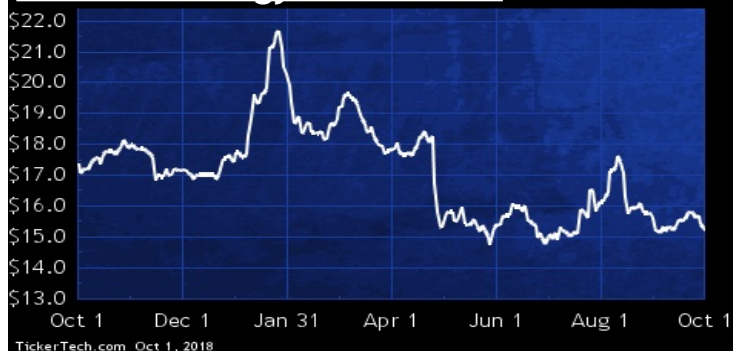
## SXCP DIVIDEND HISTORY



TickerTech.com Sep 29, 2018

## SXCP — 10.5% YIELD

### SunCoke Energy Partners LP

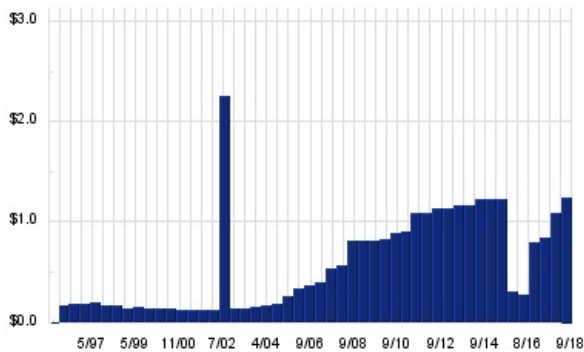


SunCoke Energy Partners primarily produces coke used in the blast furnace production of steel. Co. also provides handling and/or mixing services to steel, coke, electric utility, coal producing and other manufacturing based customers. Co. has two segments: Domestic Coke and Logistics. Domestic Coke segment consists of Co.'s cokemaking and heat recovery operations located in Franklin Furnace, OH; Middletown, OH; and Granite City, IL. Logistics segment consists of Co.'s handling and/or mixing services in Convent, LA; Ceredo and Belle, WV; and East Chicago, IN.

## BHP — KEY STATS

Name:	BHP Billiton Ltd
Website:	<a href="http://www.bhpbilliton.com">www.bhpbilliton.com</a>
Sector:	<u>Non-Precious Metals &amp; Non-Metallic Mining</u>
Number of ETFs Holding BHP:	7 ( <a href="#">see which ones</a> )
Total Market Value Held by ETFs:	\$10,560,937.46
Total Market Capitalization:	\$30,640,000,000
% of Market Cap. Held by ETFs:	0.03%

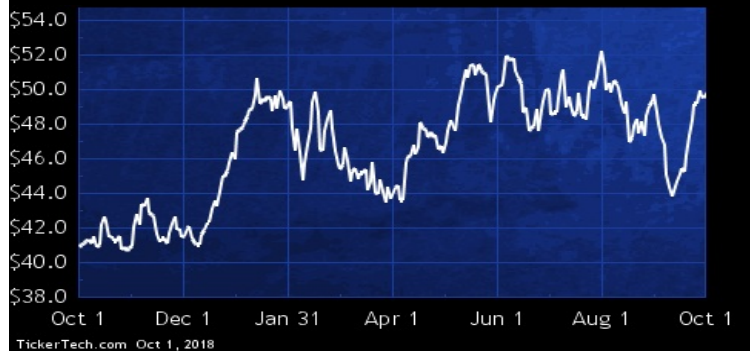
## BHP DIVIDEND HISTORY



TickerTech.com Sep 29, 2018

## BHP — 5.1% YIELD

### BHP Billiton Ltd

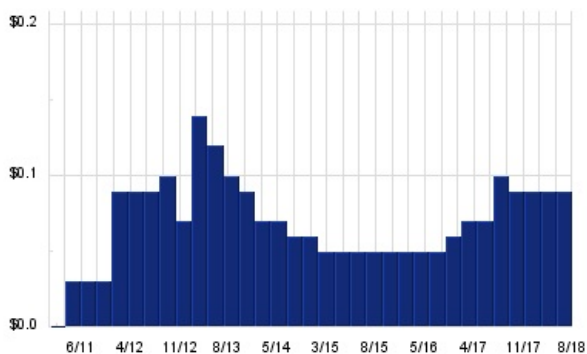


BHP Billiton is a global resources company. Co. operates under a Dual Listed Company (DLC) structure, which consists of the BHP Billiton Limited Group and the BHP Billiton Plc Group, operating as a single economic entity. As of June 30 2017, Co. operated four reportable segments: Petroleum, which is involved in the exploration, development and production of oil and gas; Copper, which is involved in the mining of copper, silver, lead, zinc, molybdenum, uranium and gold; Iron ore, which is involved in the mining of iron ore; and Coal, which is involved in the mining of metallurgical coal and thermal (energy) coal.

## WPM — KEY STATS

Name:	Wheaton Precious Metals Corp
Website:	<a href="http://www.wheatonpm.com">www.wheatonpm.com</a>
Sector:	<u>Precious Metals</u>
Number of ETFs Holding WPM:	5 ( <a href="#">see which ones</a> )
Total Market Value Held by ETFs:	\$400,068,947
Total Market Capitalization:	\$7,355,000,000
% of Market Cap. Held by ETFs:	5.44%

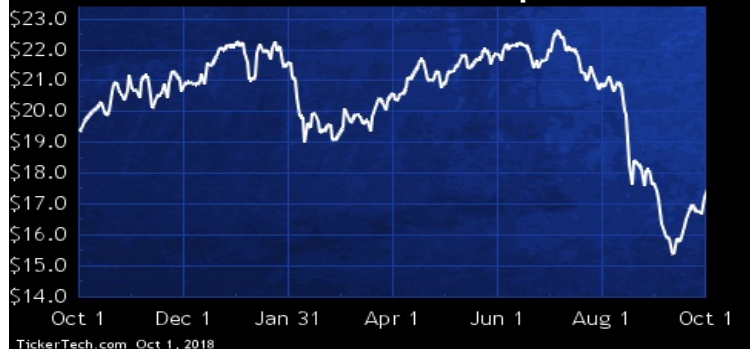
## WPM DIVIDEND HISTORY



TickerTech.com Oct 1, 2018

## WPM — 2.1% YIELD

### Wheaton Precious Metals Corp



Wheaton Precious Metals is engaged in the silver mining business.



Nothing in Dividend Channel is intended to be investment advice, nor does it represent the opinion of, counsel from, or recommendations by BNK Invest Inc. or any of its affiliates, subsidiaries or partners. None of the information contained herein constitutes a recommendation that any particular security, portfolio, transaction, or investment strategy is suitable for any specific person. All viewers agree that under no circumstances will BNK Invest, Inc., its subsidiaries, partners, officers, employees, affiliates, or agents be held liable for any loss or damage caused by your reliance on information obtained. By visiting, using or viewing this site, you agree to the following [Full Disclaimer & Terms of Service](#). Video widget and dividend videos powered by Market News Video. Quote data delayed at least 20 minutes; data powered by Ticker Technologies, and Mergent. [Contact Dividend Channel](#); [Meet Our Editorial Staff](#).