

10 Dividend Paying Metals Stocks

<http://www.metalschannel.com/>

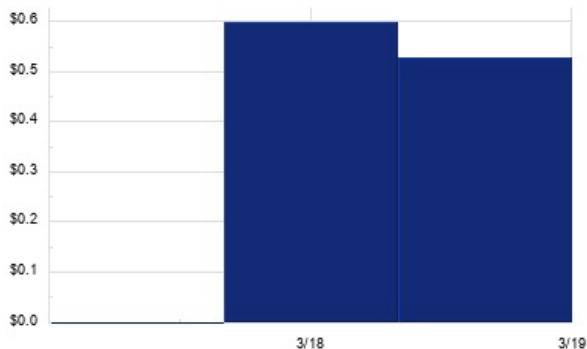
Metals Channel paired our coverage universe of metals stocks, with Dividend Channel's proprietary DividendRank formula, to bring you this list of 10 top ranked dividend paying metals stocks. The DividendRank formula considers a variety of data – dividend history & yield, book value, quarterly earnings – and compares it to the stock's trading data to come up with certain calculations about profitability and about the stock's valuation (whether we think it looks "cheap" or "expensive"). The result is this list of the top most "interesting" ideas that merit further research.



NEXA — KEY STATS

Name:	Nexa Resources SA
Website:	www.nexaresources.com
Sector:	Metals Fabrication & Products
Number of ETFs Holding NEXA:	3 (see which ones)
Total Market Value Held by ETFs:	\$2,164,850
Total Market Capitalization:	\$1,245,000,000
% of Market Cap. Held by ETFs:	0.17%

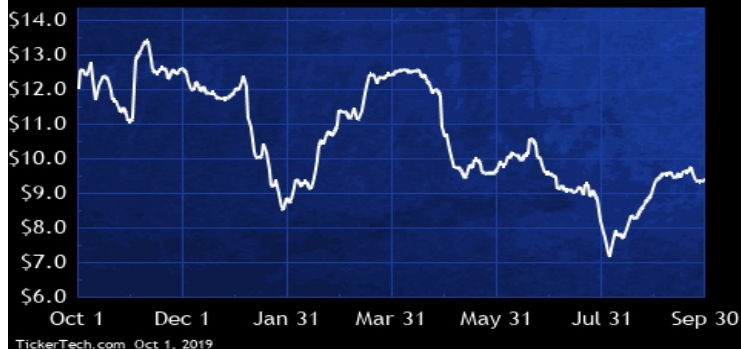
NEXA DIVIDEND HISTORY



TickerTech.com Oct 1, 2019

NEXA — 5.6% YIELD

Nexa Resources SA

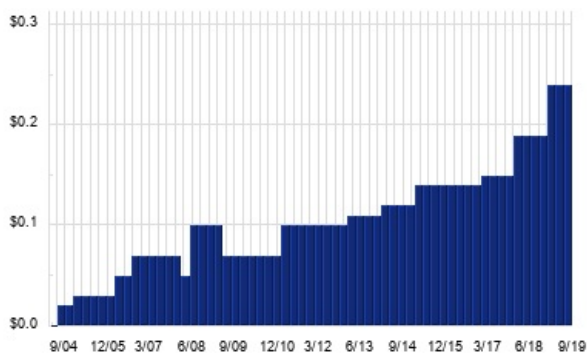


Nexa Resources produces, refines, processes, and sells zinc in Peru and Brazil. Co. explores, extracts, produces, and trades zinc, copper, and lead concentrates through its mining sites located in the regions of Pasco, Ica, and Moquegua in Peru. Co. refines byproducts, such as sulfuric acid, copper, and silver. Co. serves chemical, petrochemical, rubber, pulp, metallurgy, mining, agricultural, and other sectors; and exports its zinc to Europe and the Americas. Co. operates and owns five long-life underground mines, three located in the Central Andes of Peru and two located in the state of Minas Gerais in Brazil.

STLD — KEY STATS

Name:	Steel Dynamics Inc.
Stock buyback:	STLD buyback
Website:	www.steeldynamics.com
Sector:	Non-Precious Metals & Non-Metallic Mining
Number of ETFs Holding STLD:	82 (see which ones)
Total Market Value Held by ETFs:	\$1,029,215,246
Total Market Capitalization:	\$6,393,000,000
% of Market Cap. Held by ETFs:	16.10%

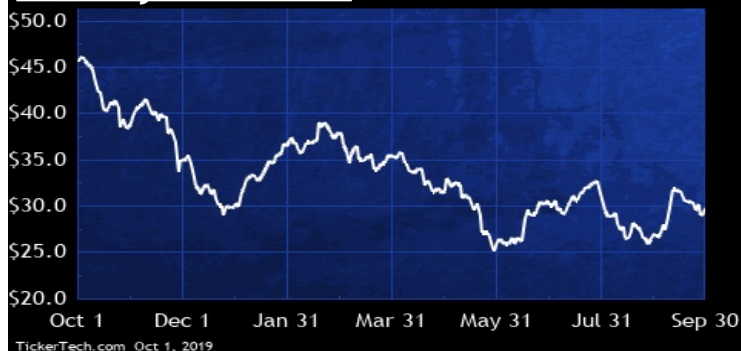
STLD DIVIDEND HISTORY



TickerTech.com Oct 1, 2019

STLD — 3.2% YIELD

Steel Dynamics Inc.

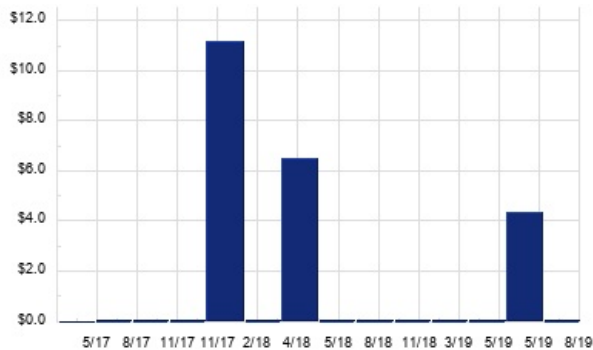


Steel Dynamics is a steel producer and metal recycler. Co. manufactures and sells steel products, processes and sells recycled ferrous and nonferrous metals, and fabricates and sells steel joists and deck products. Co.'s segments are: Steel, which produces steel from ferrous scrap and scrap substitutes, utilizing casting, automated rolling mills and several downstream steel coating and bar processing lines, and Iron Dynamics; metals recycling, which involves the purchase, processing, and resale of ferrous and nonferrous scrap metals into reusable forms and grades; and steel fabrication, which produces steel building components, including steel joists, girders, trusses, and steel deck.

HCC — KEY STATS

Name:	Warrior Met Coal Inc
Stock buyback:	HCC buyback
Website:	www.warriormetcoal.com
Sector:	Metals & Mining
Number of ETFs Holding HCC:	37 (see which ones)
Total Market Value Held by ETFs:	\$142,598,418
Total Market Capitalization:	\$991,000,000
% of Market Cap. Held by ETFs:	14.39%

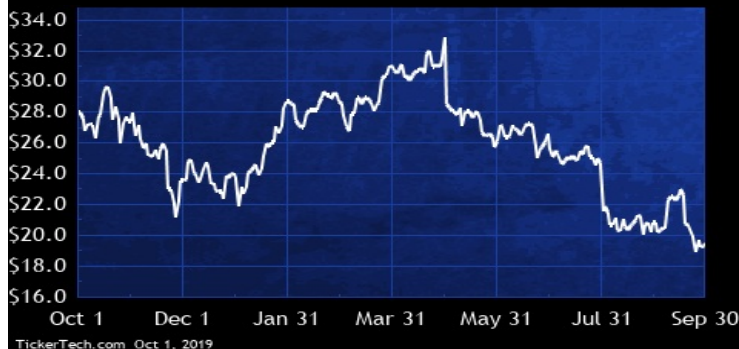
HCC DIVIDEND HISTORY



TickerTech.com Oct 1, 2019

HCC — 1.0% YIELD

Warrior Met Coal Inc

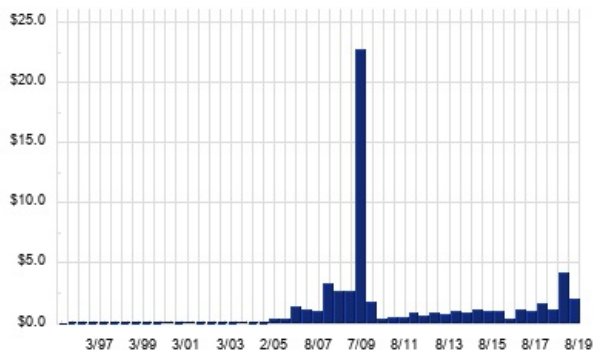


Warrior Met Coal is a holding company. Through its subsidiaries, Co. is a producer and exporter of met coal. Co. sells its coal product to steel producers in Europe and South America. Co.'s mining operations consist of two underground met coal mines in Southern Appalachia's coal seam (Mines No. 7 and No. 4) and other surface met and thermal coal mines. Co.'s natural gas operations remove and sell natural gas from the coal seams owned or leased by Co. and others as a byproduct of coal production. Co.'s degasification operations improve mining operations and safety by reducing natural gas levels in its mines. Co. also owns mineral rights for recoverable reserves at its Blue Creek Energy Mine.

RIO — KEY STATS

Name:	Rio Tinto Plc
Website:	www.riotinto.com
Sector:	Metals & Mining
Number of ETFs Holding RIO:	10 (see which ones)
Total Market Value Held by ETFs:	\$10,836,810
Total Market Capitalization:	\$70,734,000,000
% of Market Cap. Held by ETFs:	0.02%

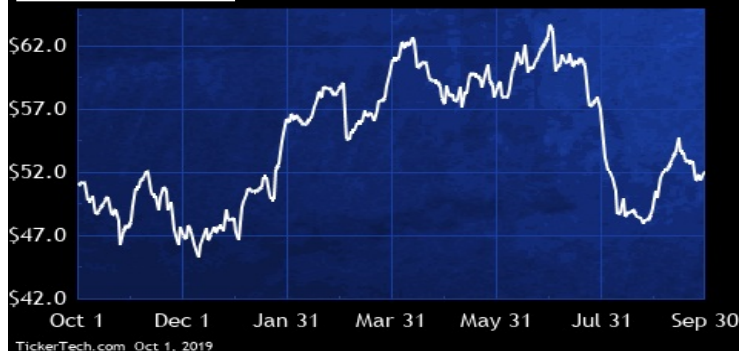
RIO DIVIDEND HISTORY



TickerTech.com Oct 1, 2019

RIO — 5.8% YIELD

Rio Tinto Plc

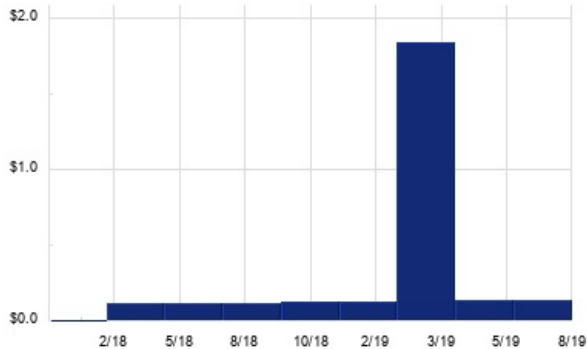


Rio Tinto is engaged in finding, mining and processing mineral resources. Co.'s major products are aluminium, copper, diamonds, gold, industrial minerals (borates, titanium dioxide and salt), iron ore and uranium. Co. operates through four product groups, Iron Ore, Aluminium, Copper & Diamonds, and Energy & Minerals.

BTU — KEY STATS

Name:	Peabody Energy Corp (New)
Website:	www.peabodyenergy.com
Sector:	Metals & Mining
Number of ETFs Holding BTU:	43 (see which ones)
Total Market Value Held by ETFs:	\$167,970,293
Total Market Capitalization:	\$1,552,000,000
% of Market Cap. Held by ETFs:	10.82%

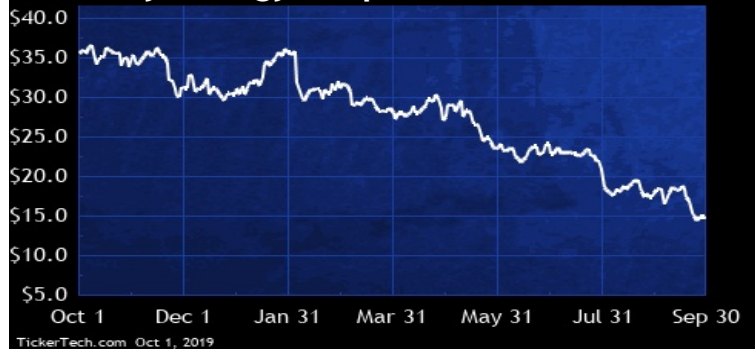
BTU DIVIDEND HISTORY



TickerTech.com Oct 1, 2019

BTU — 3.9% YIELD

Peabody Energy Corp

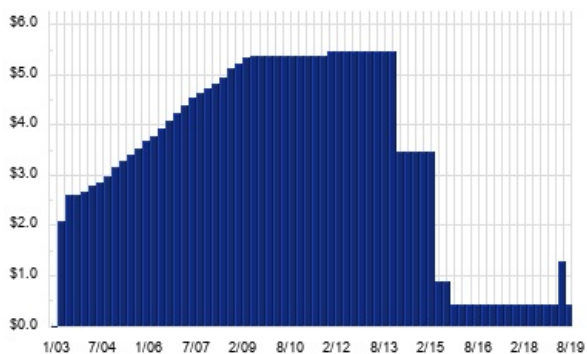


Peabody Energy is a coal company, engaged in the mining of thermal coal for sale primarily to electric utilities and metallurgical coal for sale to industrial customers. Co. owns interests in several coal mining operations located in the U.S. and Australia. Co. has a majority interest in several of those mining operations and an equity interest in Middlemount Coal Pty Ltd. (Middlemount), which owns the Middlemount Mine in Queensland, Australia. In addition to its mining operations, Co. markets and brokers coal from other coal producers, both as principal and agent, and trade coal and freight-related contracts through trading and business offices in the U.S., Australia, China, and the U.K.

NRP — KEY STATS

Name:	Natural Resource Partners LP
Website:	www.nrplp.com
Sector:	Metals & Mining
Number of ETFs Holding NRP:	2 (see which ones)
Total Market Value Held by ETFs:	\$792,227
Total Market Capitalization:	\$308,000,000
% of Market Cap. Held by ETFs:	0.26%

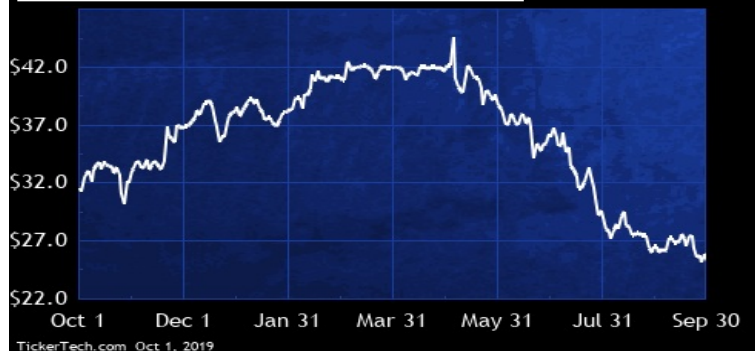
NRP DIVIDEND HISTORY



TickerTech.com Oct 1, 2019

NRP — 7.1% YIELD

Natural Resource Partners LP

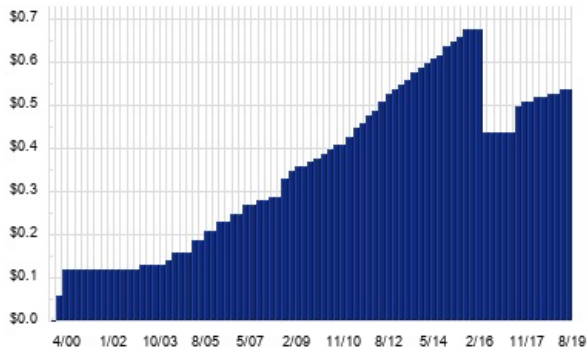


Natural Resource Partners owns, manages and leases a portfolio of mineral properties, including interests in coal, soda ash from trona and other natural resources. Co. has two segments: coal royalty and other, which consists primarily of coal royalty properties and coal related transportation and processing assets; and soda ash, which, via Ciner Resources LP, Co.'s operating partner, mines trona, processes it into soda ash, and distributes the soda ash both domestically and internationally into the glass and chemicals industries. Co.'s operations are conducted through its NRP (Operating) LLC subsidiary, and its operating assets are owned by its subsidiaries.

ARLP — KEY STATS

Name:	Alliance Resource Partners LP
Website:	www.arlp.com
Sector:	Metals & Mining
Number of ETFs Holding ARLP:	6 (see which ones)
Total Market Value Held by ETFs:	\$21,580,214.47
Total Market Capitalization:	\$2,030,000,000
% of Market Cap. Held by ETFs:	1.06%

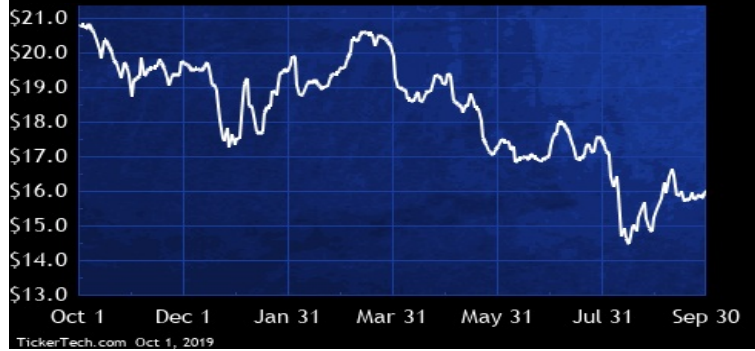
ARLP DIVIDEND HISTORY



TickerTech.com Oct 1, 2019

ARLP — 13.5% YIELD

Alliance Resource Partners LP

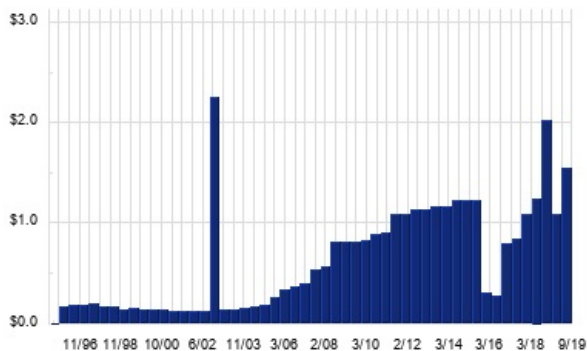


Alliance Resource Partners is a natural resource company. Co. is a coal producer in the eastern United States. Co. markets its coal production to main domestic and international utilities and industrial users. Co. has two reportable segments: Illinois Basin, which comprises of multiple operating segments, including operating mining complexes Webster County Coal's Dotiki mining complex, Gibson County Coal's mining complex, River View's mining complex and the Hamilton mining complex; and Appalachia, which comprises of multiple operating segments, including the Mettiki mining complex, the Tunnel Ridge mining complex, the MC Mining mining complex and the Penn Ridge property.

BHP — KEY STATS

Name:	BHP Group Ltd
Website:	www.bhpbilliton.com
Sector:	Non-Precious Metals & Non-Metallic Mining
Number of ETFs Holding BHP:	10 (see which ones)
Total Market Value Held by ETFs:	\$7,855,524.46
Total Market Capitalization:	\$30,572,000,000
% of Market Cap. Held by ETFs:	0.03%

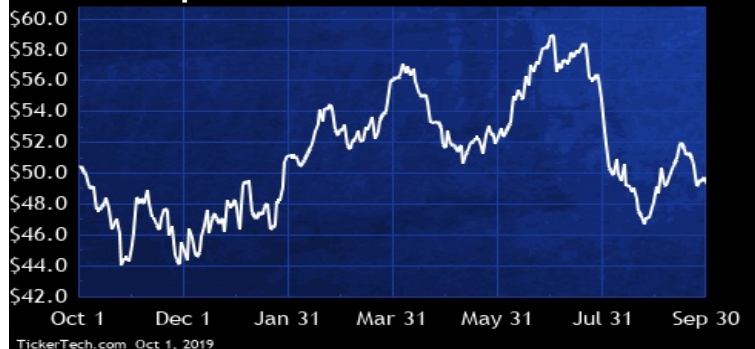
BHP DIVIDEND HISTORY



TickerTech.com Oct 1, 2019

BHP — 6.3% YIELD

BHP Group Ltd

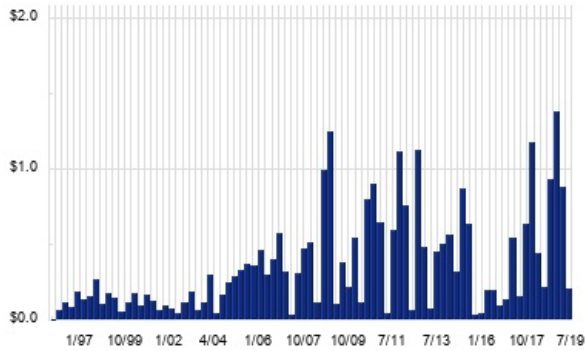


BHP Group is a global resources company. Co. operates under a Dual Listed Company (DLC) structure, which consists of the BHP Billiton Limited Group and the BHP Billiton Plc Group, operating as a single economic entity. As of June 30 2017, Co. operated four reportable segments: Petroleum, which is involved in the exploration, development and production of oil and gas; Copper, which is involved in the mining of copper, silver, lead, zinc, molybdenum, uranium and gold; Iron ore, which is involved in the mining of iron ore; and Coal, which is involved in the mining of metallurgical coal and thermal (energy) coal.

MSB — KEY STATS

Name:	Mesabi Trust
Website:	www.mesabi-trust.com
Sector:	<u>Non-Precious Metals & Non-Metallic Mining</u>
Number of ETFs Holding MSB:	2 (<u>see which ones</u>)
Total Market Value Held by ETFs:	\$96,185
Total Market Capitalization:	\$311,000,000
% of Market Cap. Held by ETFs:	0.03%

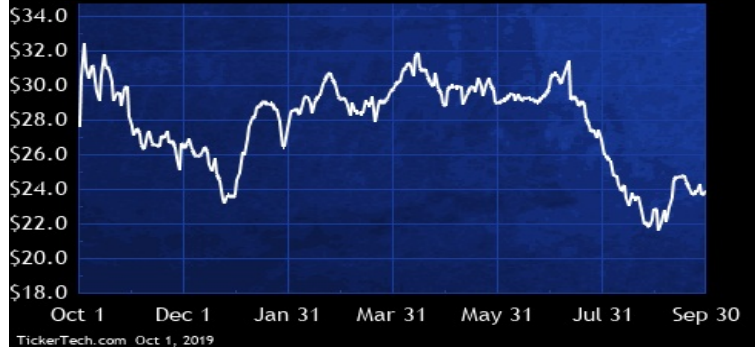
MSB DIVIDEND HISTORY



TickerTech.com Oct 1, 2019

MSB — 3.5% YIELD

Mesabi Trust

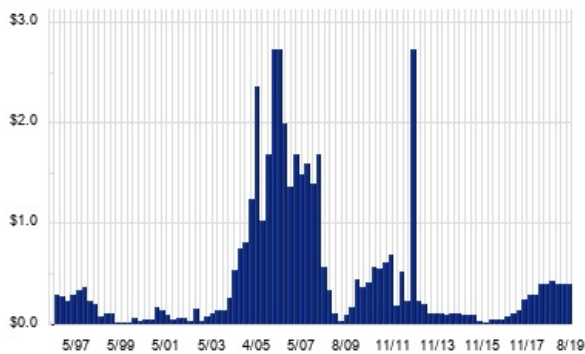


Mesabi Trust is a trust that holds all of the interests formerly owned by Mesabi Iron Company. The principal assets of Co. consist of two different interests in certain properties in the Mesabi Iron Range: Co.'s interest as assignor in the Amended Assignment of Peters Lease and the Amended Assignment of Cloquet Lease in St. Louis County, MN (the Peters Lease Lands and the Cloquet Lease Lands, respectively); and Co.'s ownership of the entire beneficial interest in the Mesabi Land Trust, which has a 20% interest as fee owner in the Peters Lease Lands and a 100% fee ownership in certain non-mineral-bearing lands adjacent to the Peters and Cloquet Lease Lands.

SCCO — KEY STATS

Name:	Southern Copper Corp
Website:	www.southerncoppercorp.com
Sector:	<u>Metals & Mining</u>
Number of ETFs Holding SCCO:	41 (<u>see which ones</u>)
Total Market Value Held by ETFs:	\$109,008,734.59
Total Market Capitalization:	\$26,214,000,000
% of Market Cap. Held by ETFs:	0.42%

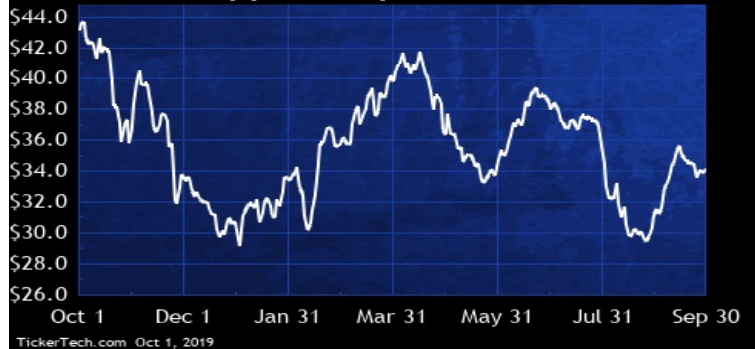
SCCO DIVIDEND HISTORY



TickerTech.com Oct 1, 2019

SCCO — 4.7% YIELD

Southern Copper Corp



Southern Copper is a copper producer. Co.'s mining, smelting and refining facilities are located in Peru and Mexico and Co. conducts exploration activities in those countries and in Argentina, Chile and Ecuador. Co.'s Peruvian copper operations involve mining, milling and flotation of copper ore to produce copper concentrates and molybdenum concentrates, the smelting of copper concentrates to produce blister and anode copper, and the refining of anode copper to produce copper cathodes. Co.'s Mexican operations are conducted through its subsidiary, Minera Mexico, S.A. de C.V., which engages primarily in the mining and processing of copper, molybdenum, zinc, silver, gold and lead.

 **METALS Channel**

 **Dividend Channel**

Nothing in Dividend Channel is intended to be investment advice, nor does it represent the opinion of, counsel from, or recommendations by BNK Invest Inc. or any of its affiliates, subsidiaries or partners. None of the information contained herein constitutes a recommendation that any particular security, portfolio, transaction, or investment strategy is suitable for any specific person. All viewers agree that under no circumstances will BNK Invest, Inc., its subsidiaries, partners, officers, employees, affiliates, or agents be held liable for any loss or damage caused by your reliance on information obtained. By visiting, using or viewing this site, you agree to the following [Full Disclaimer & Terms of Service](#). Video widget and dividend videos powered by Market News Video. Quote data delayed at least 20 minutes; data powered by Ticker Technologies, and Mergent. [Contact Dividend Channel](#); [Meet Our Editorial Staff](#).