

10 Dividend Paying Metals Stocks

<http://www.metalschannel.com/>

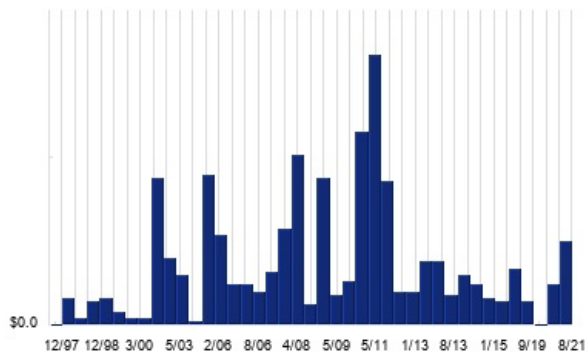
Metals Channel paired our coverage universe of metals stocks, with Dividend Channel's proprietary DividendRank formula, to bring you this list of 10 top ranked dividend paying metals stocks. The DividendRank formula considers a variety of data – dividend history & yield, book value, quarterly earnings – and compares it to the stock's trading data to come up with certain calculations about profitability and about the stock's valuation (whether we think it looks "cheap" or "expensive"). The result is this list of the top most "interesting" ideas that merit further research.



SID — KEY STATS

Name:	Companhia Siderurgica Nacional
Website:	www.csn.com.br
Sector:	<u>Non-Precious Metals & Non-Metallic Mining</u>
Number of ETFs Holding SID:	6 (see which ones)
Total Market Value Held by ETFs:	\$7,406,094
Total Market Capitalization:	\$8,830,000,000
% of Market Cap. Held by ETFs:	0.08%

SID DIVIDEND HISTORY

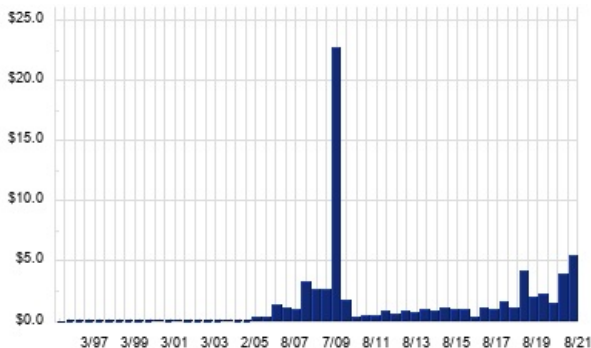


TickerTech.com Oct 1, 2021

RIO — KEY STATS

Name:	Rio Tinto Plc
Website:	www.riotinto.com
Sector:	<u>Metals & Mining</u>
Number of ETFs Holding RIO:	6 (see which ones)
Total Market Value Held by ETFs:	\$25,586,060
Total Market Capitalization:	\$90,557,000,000
% of Market Cap. Held by ETFs:	0.03%

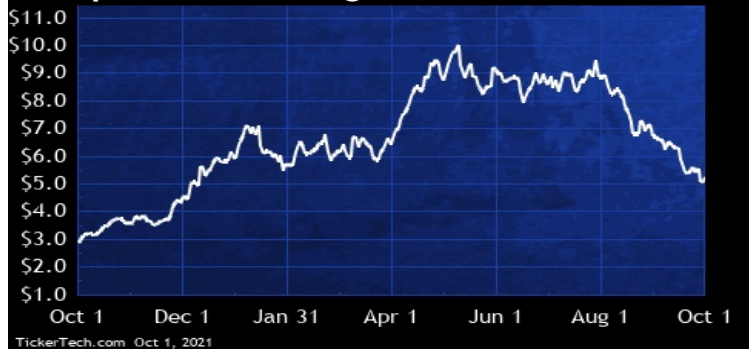
RIO DIVIDEND HISTORY



TickerTech.com Oct 1, 2021

SID — 9.3% YIELD

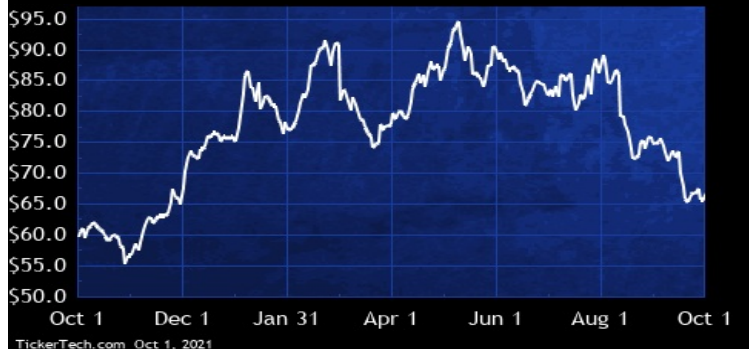
Companhia Siderurgica Nacional



Companhia Siderurgica Nacional is a steel producer in Brazil and Latin America. Co. operates throughout the entire steel production chain, from the mining of iron ore to the production and sale of a range of steel products. Co. divides its business into five segments: steel, which produces carbon steel; mining, which focuses on exploration of one of its iron ore reserves, Casa de Pedra, in the state of Minas Gerais; cement, which consolidates the cement production, distribution and sale operations, which use the slag produced by the Volta Redonda plant's blast furnaces; logistics, which comprises railway and port facilities; and energy, which is comprised of generation plants.

RIO — 11.2% YIELD

Rio Tinto Plc

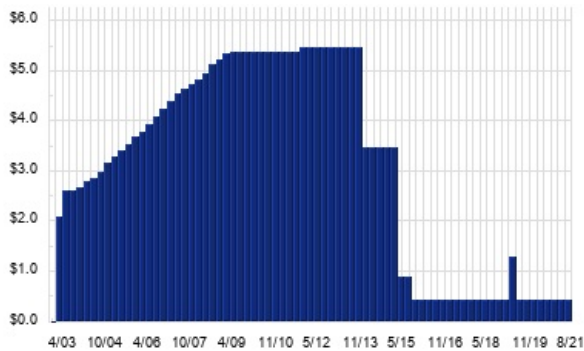


Rio Tinto is engaged in finding, mining and processing mineral resources. Co.'s major products are aluminium, copper, diamonds, gold, industrial minerals (borates, titanium dioxide and salt), iron ore and uranium. Co.'s four product groups include Iron Ore, Aluminium, Copper & Diamonds, and Energy & Minerals. Co. owns and operates the Oyu Tolgoi underground project in Mongolia, the Resolution Copper Project in Arizona, United States, the Gudai-Darri project and the Winu project in Western Australia, Australia, the Simandou project in Guinea, and the Jadar project in Serbia.

NRP — KEY STATS

Name: Natural Resource Partners LP
 Website: www.nrplp.com
 Sector: [Metals & Mining](#)

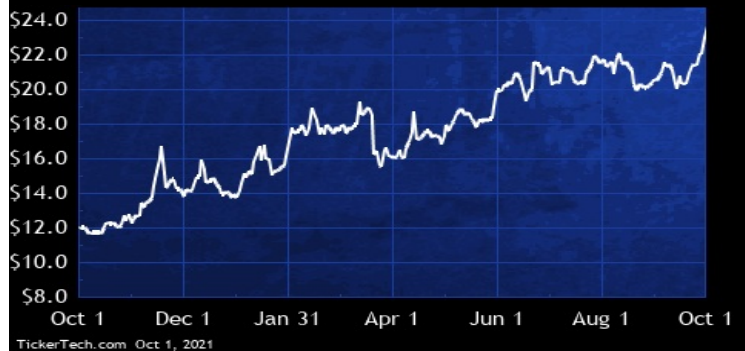
NRP DIVIDEND HISTORY



TickerTech.com Oct 1, 2021

NRP — 7.6% YIELD

Natural Resource Partners LP

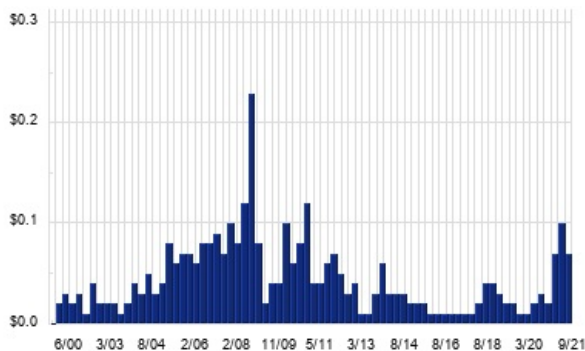


Natural Resource Partners owns, manages and leases a portfolio of mineral properties, including interests in coal and other natural resources and owns a non-controlling 49% interest in Ciner Wyoming LLC, a trona ore mining and soda ash production business. Co.'s business is organized into the following segments: Coal Royalty and Other, which consists primarily of coal royalty properties and coal-related transportation and processing assets; and Soda Ash, in which Ciner Resources LP, Co.'s operating partner, mines the trona, processes it into soda ash, and distributes the soda ash both domestically and internationally into the glass and chemicals industries.

GGB — KEY STATS

Name: Gerdau S.A.
 Website: www.gerdau.com.br
 Sector: [Non-Precious Metals & Non-Metallic Mining](#)
 Number of ETFs Holding GGB: 12 ([see which ones](#))
 Total Market Value Held by ETFs: \$53,581,990.76
 Total Market Capitalization: \$4,852,000,000
 % of Market Cap. Held by ETFs: 1.10%

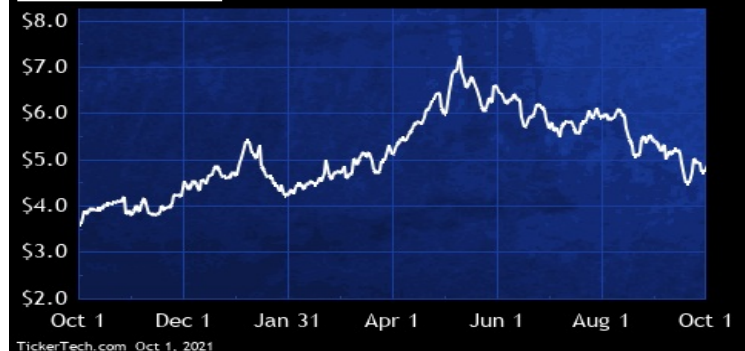
GGB DIVIDEND HISTORY



TickerTech.com Oct 1, 2021

GGB — 5.9% YIELD

Gerdau S.A.

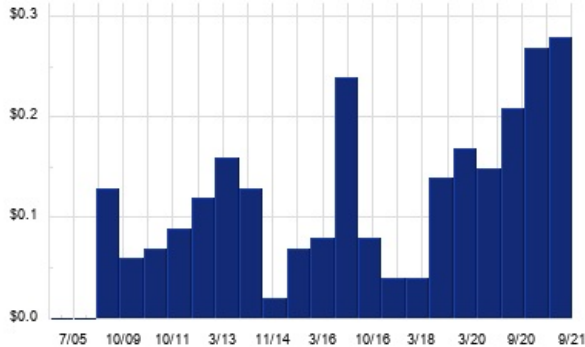


Gerdau is mainly focused on the production and commercialization of steel products in general. Co. operates steel mills that produce steel by direct iron ore reduction in blast furnaces and in electric arc furnaces. Its product mix includes crude steel (slabs, blooms and billets), which is sold to rolling plants; finished products for the construction industry, such as rebar, wire-rods, structural shapes, hot-rolled coils and heavy plates; finished industrial products, such as commercial rolled-steel bars, light profiles and wires; and agricultural products, such as stakes, smooth wire and barbed-wire. Co. also produces steel items.

DRD — KEY STATS

Name:	DRD Gold Ltd
Website:	www.drdgold.com
Sector:	Precious Metals
Number of ETFs Holding DRD:	2 (see which ones)
Total Market Value Held by ETFs:	\$50,869,803
Total Market Capitalization:	\$152,000,000
% of Market Cap. Held by ETFs:	33.47%

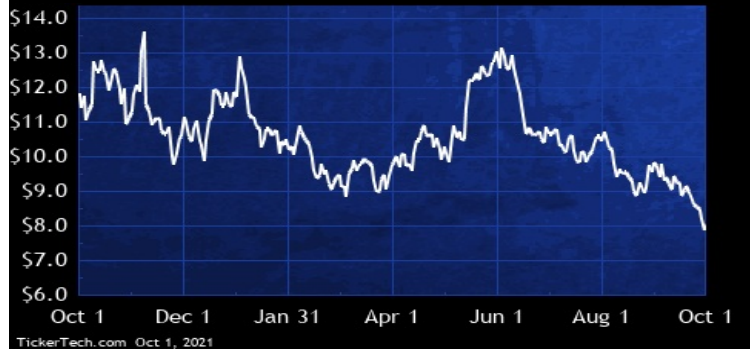
DRD DIVIDEND HISTORY



TickerTech.com Oct 1, 2021

DRD — 6.9% YIELD

DRD Gold Ltd

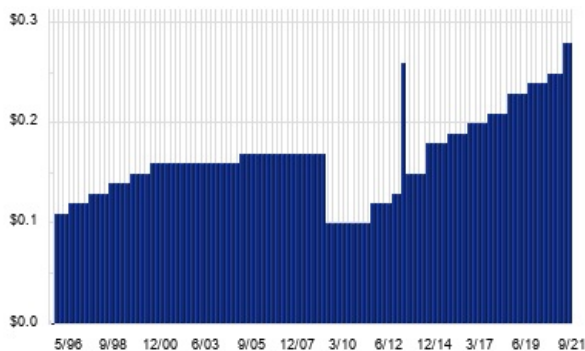


DRDGOLD Is a mining company focused on treatment of surface gold tailings. Co. is engaged in the retreatment of mine dump sand tailings dams. Co. reclaims mine tailings mainly by way of high pressure hydromechanical mining. Reclaimed gold bearing materials are transported through a network of pipelines to its metallurgical plants and process water returned by way of a closed circuit to the reclamation sites. After processing, the ensuing residue tail is disposed of on tailings storage facilities.

WOR — KEY STATS

Name:	Worthington Industries, Inc.
Stock buyback:	WOR buyback
Website:	www.worthingtonindustries.com
Sector:	Non-Precious Metals & Non-Metallic Mining
Number of ETFs Holding WOR:	68 (see which ones)
Total Market Value Held by ETFs:	\$435,345,034.86
Total Market Capitalization:	\$2,882,000,000
% of Market Cap. Held by ETFs:	15.11%

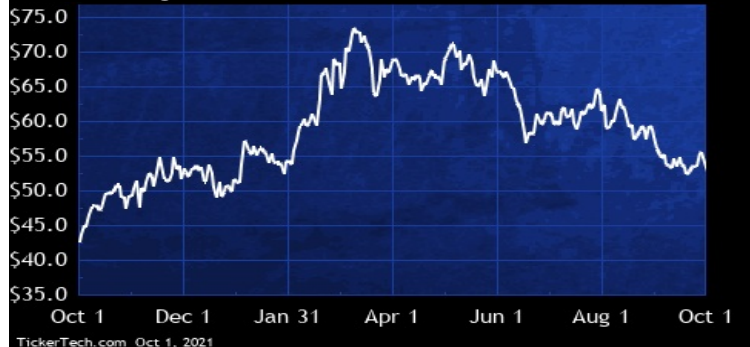
WOR DIVIDEND HISTORY



TickerTech.com Oct 1, 2021

WOR — 2.1% YIELD

Worthington Industries, Inc.

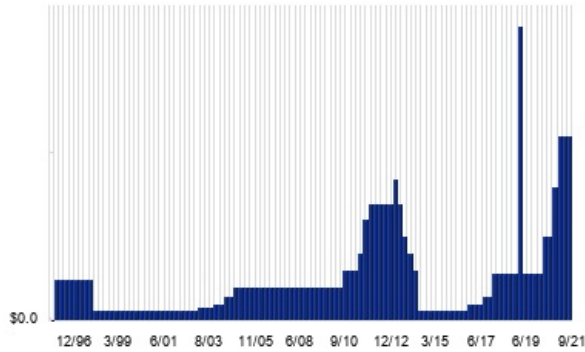


Worthington Industries is an industrial manufacturing company, focused on steel processing and manufactured metal products. Co. has two segments: Steel Processing, which buys coils of steel from integrated steel mills and mini-mills and processes them to the precise type, thickness, length, width, shape and surface quality required by customer specifications, and toll processes steel for steel mills, end-users, service centers and other processors; and Pressure Cylinders, which manufactures and sells filled and unfilled pressure cylinders, tanks, hand torches, tools, well water and expansion tanks, along with various accessories and related products for various end-use market applications.

NEM — KEY STATS

Name:	Newmont Corp
Website:	www.newmont.com
Sector:	<u>Precious Metals</u>
Number of ETFs Holding NEM:	120 (see which ones)
Total Market Value Held by ETFs:	\$7,497,924,783.66
Total Market Capitalization:	\$43,616,000,000
% of Market Cap. Held by ETFs:	17.19%

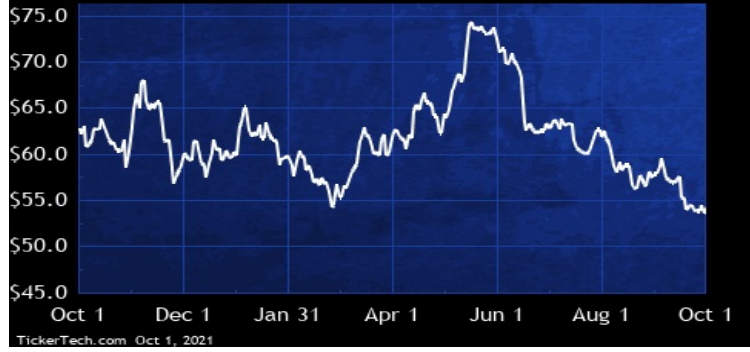
NEM DIVIDEND HISTORY



TickerTech.com Oct 1, 2021

NEM — 4.0% YIELD

Newmont Corp

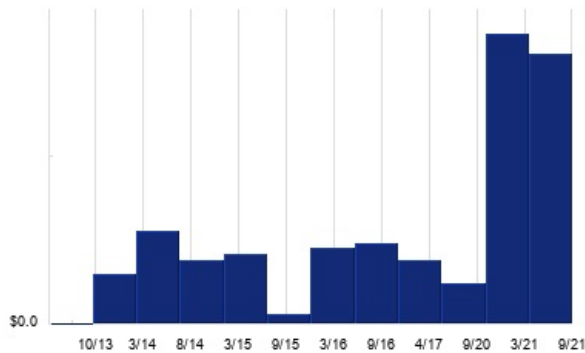


Newmont is primarily a gold producer with operations and/or assets in the United States, Canada, Mexico, Dominican Republic, Peru, Suriname, Argentina, Chile, Australia and Ghana. Co. is also engaged in the production of copper, silver, lead and zinc. Co.'s operations are organized in five geographic regions; North America, South America, Australia, Africa and Nevada.

SBSW — KEY STATS

Name:	Sibanye Stillwater Ltd
Website:	www.sibanyestillwater.com
Sector:	<u>Precious Metals</u>
Number of ETFs Holding SBSW:	1 (see which ones)
Total Market Value Held by ETFs:	\$638,125
Total Market Capitalization:	\$9,474,000,000
% of Market Cap. Held by ETFs:	0.01%

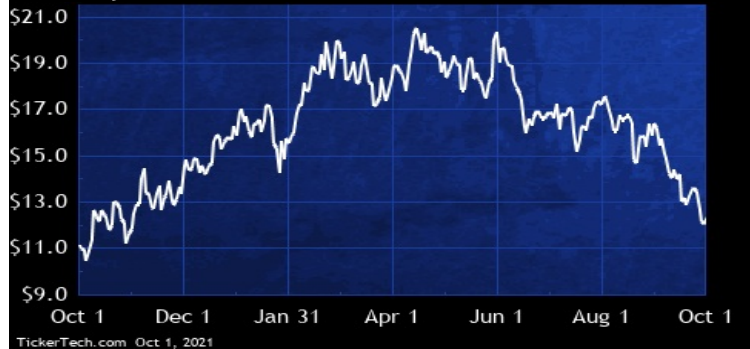
SBSW DIVIDEND HISTORY



TickerTech.com Oct 1, 2021

SBSW — 12.7% YIELD

Sibanye Stillwater Ltd

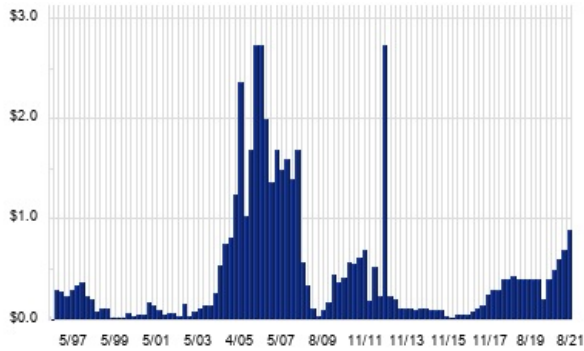


Sibanye-Stillwater is a precious metals mining company, which produces a mix of metals that includes gold and the platinum group metals (PGMs). Co. owns and operates a portfolio of operations and projects, which are grouped into two regions: the southern Africa region and the United States region. Co.'s projects include: the Marathon PGM project in Ontario, Canada; the Altar and Rio Grande copper-gold projects in the Andes in north-west Argentina, close to the Chilean border; Denison project, a PGM project in Ontario, Canada; the Hoedspruit, Zondernaam and Vygenhoek, PGM projects in South Africa; and the Burnstone and the southern Free State gold projects in South Africa.

SCCO — KEY STATS

Name:	Southern Copper Corp
Website:	www.southerncoppercorp.com
Sector:	<u>Non-Precious Metals & Non-Metallic Mining</u>
Number of ETFs Holding SCCO:	46 (<u>see which ones</u>)
Total Market Value Held by ETFs:	\$234,250,067.79
Total Market Capitalization:	\$44,993,000,000
% of Market Cap. Held by ETFs:	0.52%

SCCO DIVIDEND HISTORY

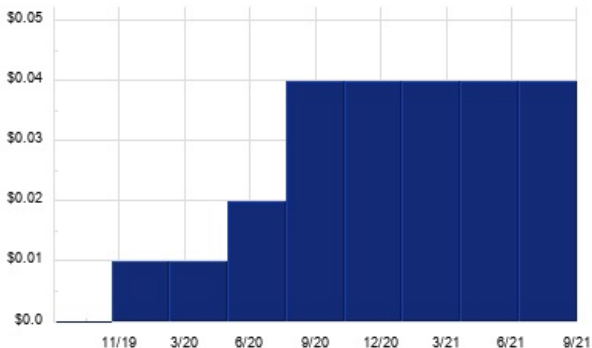


TickerTech.com Oct 1, 2021

BTG — KEY STATS

Name:	B2Gold Corp
Website:	www.b2gold.com
Sector:	<u>Precious Metals</u>
Number of ETFs Holding BTG:	5 (<u>see which ones</u>)
Total Market Value Held by ETFs:	\$311,602,333
Total Market Capitalization:	\$3,545,000,000
% of Market Cap. Held by ETFs:	8.79%

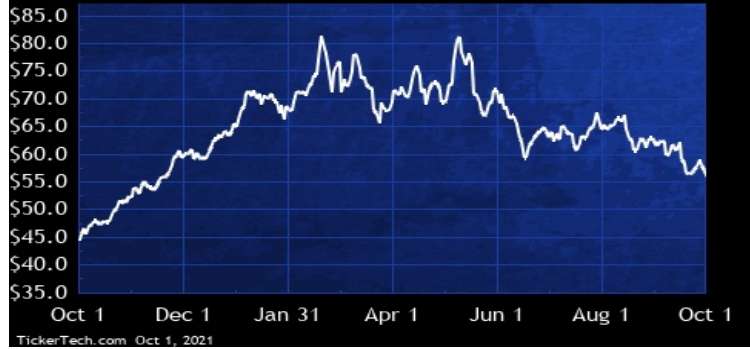
BTG DIVIDEND HISTORY



TickerTech.com Oct 1, 2021

SCCO — 6.4% YIELD

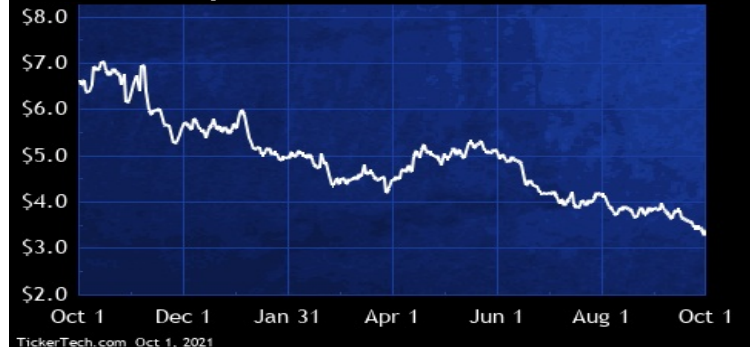
Southern Copper Corp



Southern Copper is a copper producer. Co.'s mining, smelting and refining facilities are located in Peru and Mexico and Co. conducts exploration activities in those countries and in Argentina, Chile and Ecuador. Co.'s Peruvian copper operations involve mining, milling and flotation of copper ore to produce copper concentrates and molybdenum concentrates; the smelting of copper concentrates to produce blister and anode copper; and the refining of anode copper to produce copper cathodes. Co.'s Mexican operations are conducted through its subsidiary, Minera Mexico, S.A. de C.V., which engages primarily in the mining and processing of copper, molybdenum, zinc, silver, gold and lead.

BTG — 4.7% YIELD

B2Gold Corp



B2Gold is a Vancouver-based gold producer with three operating mines. Co. operates the Fekola Mine in Mali, the Masbate Mine in the Philippines and the Otjikoto Mine in Namibia. Co. also has a portfolio of other evaluation and exploration assets in Colombia, Mali, Burkina Faso, Namibia, Uzbekistan and Finland. Co.'s reportable operating segments include its mining operations, namely the Fekola, Masbate and Otjikoto mines. The "Other Mineral Properties" segment consists of Co.'s interests in mineral properties which are at various stages of exploration and development. The "Corporate and Other" segment includes corporate operations.

 **METALS Channel**

 **Dividend Channel**

Nothing in Dividend Channel is intended to be investment advice, nor does it represent the opinion of, counsel from, or recommendations by BNK Invest Inc. or any of its affiliates, subsidiaries or partners. None of the information contained herein constitutes a recommendation that any particular security, portfolio, transaction, or investment strategy is suitable for any specific person. All viewers agree that under no circumstances will BNK Invest, Inc., its subsidiaries, partners, officers, employees, affiliates, or agents be held liable for any loss or damage caused by your reliance on information obtained. By visiting, using or viewing this site, you agree to the following [Full Disclaimer & Terms of Service](#). Video widget and dividend videos powered by Market News Video. Quote data delayed at least 20 minutes; data powered by Ticker Technologies, and Mergent. [Contact Dividend Channel](#); [Meet Our Editorial Staff](#).