

## 10 Dividend Paying Metals Stocks

<http://www.metalschannel.com/>

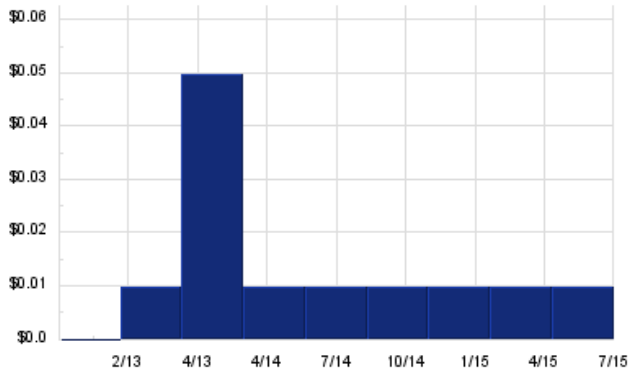
Metals Channel paired our coverage universe of metals stocks, with Dividend Channel's proprietary DividendRank formula, to bring you this list of 10 top ranked dividend paying metals stocks. The DividendRank formula considers a variety of data – dividend history & yield, book value, quarterly earnings – and compares it to the stock's trading data to come up with certain calculations about profitability and about the stock's valuation (whether we think it looks "cheap" or "expensive"). The result is this list of the top most "interesting" ideas that merit further research.



## CALVF — Key Stats

Name: Caledonia Mining Corp.  
 Website: [www.caledoniamining.com](http://www.caledoniamining.com)  
 Sector: Precious Metals

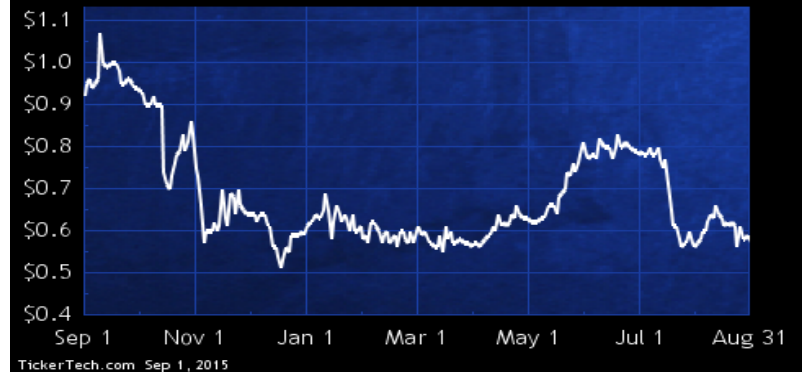
## CALVF Dividend History



TickerTech.com Sep 1, 2015

## CALVF — 10.5% Yield

### Caledonia Mining Corp.



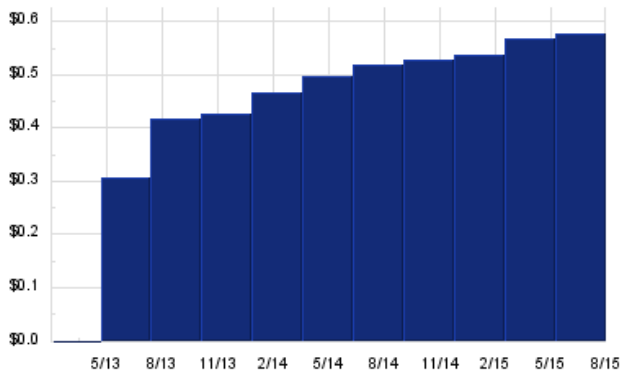
TickerTech.com Sep 1, 2015

Caledonia Mining is engaged in the acquisition, exploration and development of mineral properties for the exploitation of base and precious metals. The ability of Co. to recover the amounts shown for its capital assets and mineral properties is dependent upon the existence of economically recoverable reserves; the ability of Co. to obtain the necessary financing to complete exploration and development; and future profitable production or proceeds from the disposition of such capital assets and mineral properties.

## SXCP — Key Stats

Name: SunCoke Energy Partners LP  
 Stock buyback: SXCP buyback  
 Website: [www.sxcpartners.com](http://www.sxcpartners.com)  
 Sector: Metals Fabrication & Products

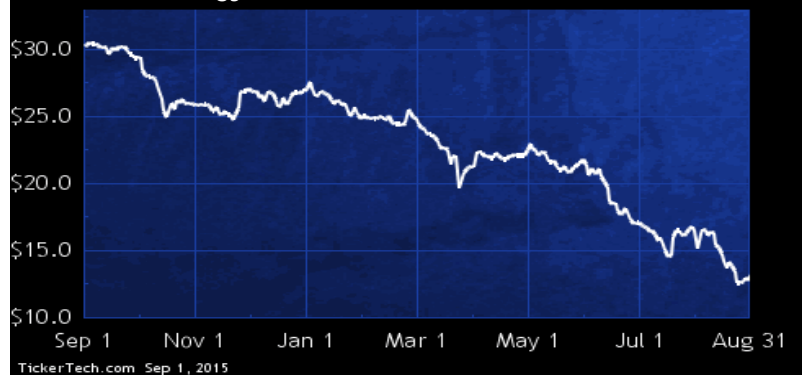
## SXCP Dividend History



TickerTech.com Sep 1, 2015

## SXCP — 17.6% Yield

### SunCoke Energy Partners LP



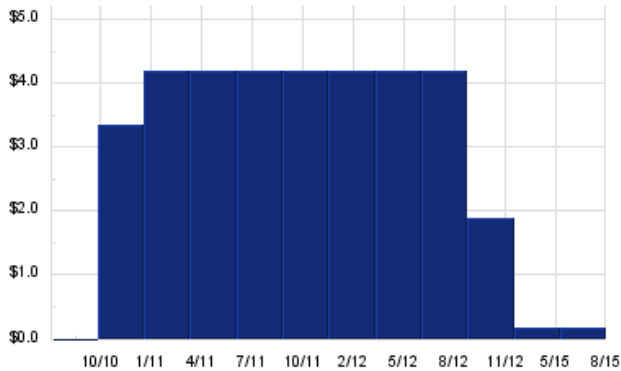
TickerTech.com Sep 1, 2015

SunCoke Energy Partners manufactures coke used in the blast furnace production of steel. Co.'s cokemaking ovens utilizes heat recovery technology designed to combust the coal's volatile components liberated during the cokemaking process and use the resulting heat to create steam or electricity for sale. Co. has two segments: Domestic Coke, which consists of its Haverhill Coke Company LLC and Middletown Coke Company, LLC cokemaking and heat recovery operations located in Franklin Furnace, OH and Middletown, OH, respectively; and Coal Logistics, which consists of its coal handling and blending service operations in East Chicago, IN; Ceredo, WV; Belle, WV; and Catlettsburg, KY.

## WMLP — Key Stats

Name: Westmoreland Resource Partners LP  
 Website: [www.oxfordresources.com](http://www.oxfordresources.com)  
 Sector: Metals & Mining

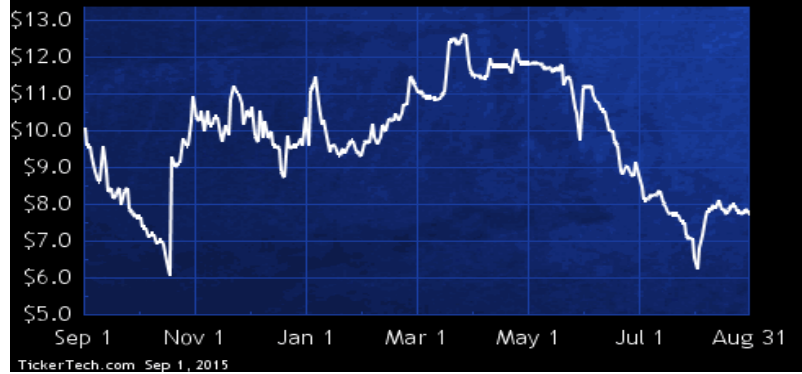
## WMLP Dividend History



TickerTech.com Sep 1, 2015

## WMLP — 10.3% Yield

### Westmoreland Resource Partners LP



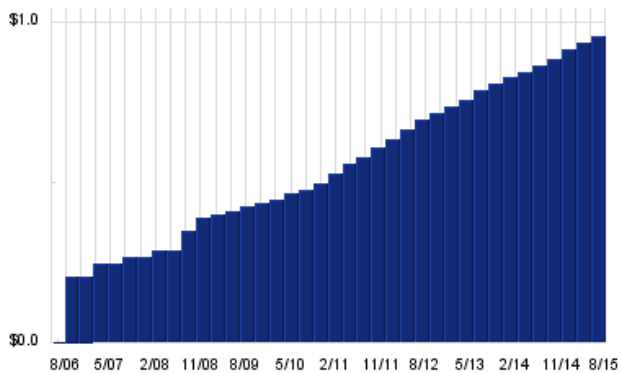
TickerTech.com Sep 1, 2015

Westmoreland Resource Partners is a producer and marketer of thermal coal to electric utilities with coal-fired, base-load scrubbed power plants under coal sales contracts. Co. has four operating subsidiaries, Oxford Mining Company, LLC, which participate in the business of utilizing surface mining methods to mine domestic coal and prepare it for sale to its customers or lease its controlled coal reserves to others to mine; Oxford Mining Company-Kentucky, LLC, an inactive subsidiary holding coal reserves in the Illinois Basin; Westmoreland Kemmerer Fee Coal Holdings, LLC (WKFCH) and Harrison Resources, LLC (Harrison Resources). WKFCH and Harrison Resources own and hold coal reserves.

## AHGP — Key Stats

Name: Alliance Holdings Group LP  
 Website: [www.ahgp.com](http://www.ahgp.com)  
 Sector: Metals & Mining  
 Number of ETFs Holding AHGP: 6 (see which ones)  
 Total Market Value Held by ETFs: \$11,997,642  
 Total Market Capitalization: \$2,168,000,000  
 % of Market Cap. Held by ETFs: 0.55%

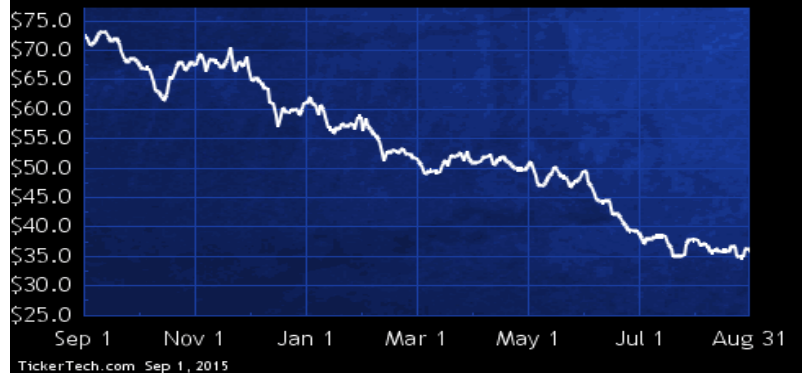
## AHGP Dividend History



TickerTech.com Sep 1, 2015

## AHGP — 10.7% Yield

### Alliance Holdings Group LP



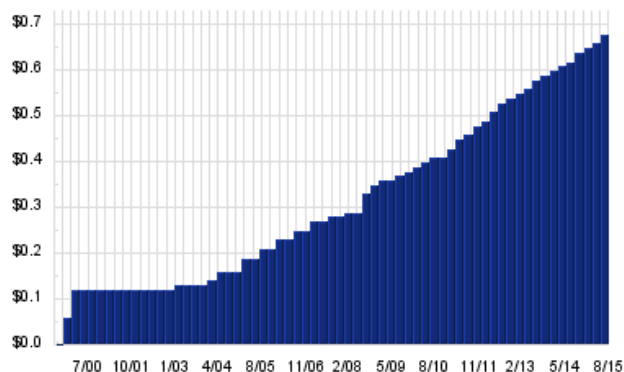
TickerTech.com Sep 1, 2015

Alliance Holdings Group is a limited partnership. Co. owns 100% of the members' interest in Alliance Resource Management GP, LLC, the managing general partner of Alliance Resource Partners, L.P. (ARLP). Co., ARLP, and its subsidiaries (collectively, ARLP Partnership), produce and market coal primarily to U.S. utilities and industrial users. The ARLP Partnership's mining activities are conducted in three geographic regions: Illinois Basin, with mining operations located in western Kentucky, southern Illinois and southern Indiana; Central Appalachian, with mining operations located in eastern Kentucky; and Northern Appalachian, with mining operations located in Maryland and West Virginia.

## ARLP — Key Stats

Name:	Alliance Resource Partners LP
Website:	<a href="http://www.arlp.com">www.arlp.com</a>
Sector:	Metals & Mining
Number of ETFs Holding ARLP:	5 (see which ones)
Total Market Value Held by ETFs:	\$19,752,768
Total Market Capitalization:	\$1,828,000,000
% of Market Cap. Held by ETFs:	1.08%

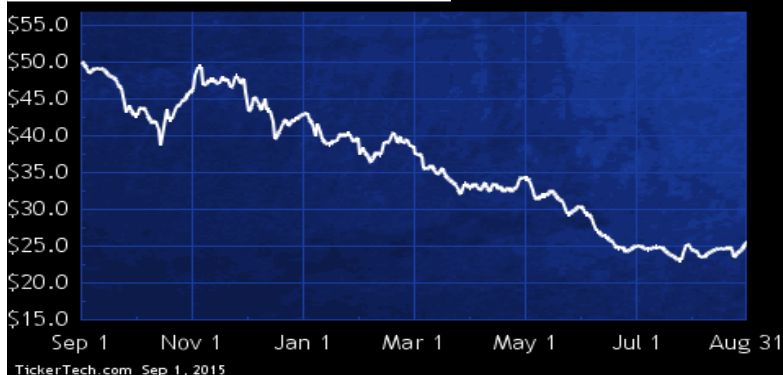
## ARLP Dividend History



TickerTech.com Sep 1, 2015

## ARLP — 10.6% Yield

### Alliance Resource Partners LP

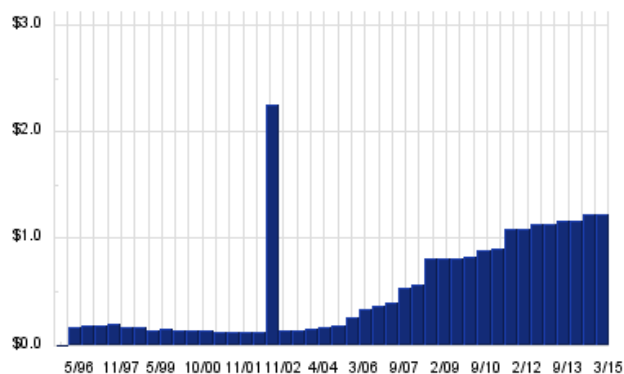


Alliance Resource Partners is a producer and marketer of coal primarily to main U.S. utilities and industrial users. In addition, Co. develops and markets additional services, which include ash and scrubber sludge removal, coal yard maintenance and arranging alternate transportation services. As of Dec 31 2014, Co. operated 10 underground mining complexes in Illinois, Indiana, Kentucky, Maryland and West Virginia. Co. also operates a coal loading terminal on the Ohio River at Mt. Vernon, IN. Also, at Dec 31 2014, Co. had approximately 1.50 billion tons of proven and probable coal reserves in Illinois, Indiana, Kentucky, Maryland, Pennsylvania and West Virginia.

## BHP — Key Stats

Name:	BHP Billiton Ltd.
Website:	<a href="http://www.bhpbilliton.com">www.bhpbilliton.com</a>
Sector:	Non-Precious Metals & Non-Metallic Mining
Number of ETFs Holding BHP:	8 (see which ones)
Total Market Value Held by ETFs:	\$90,122,325
Total Market Capitalization:	\$22,243,000,000
% of Market Cap. Held by ETFs:	0.41%

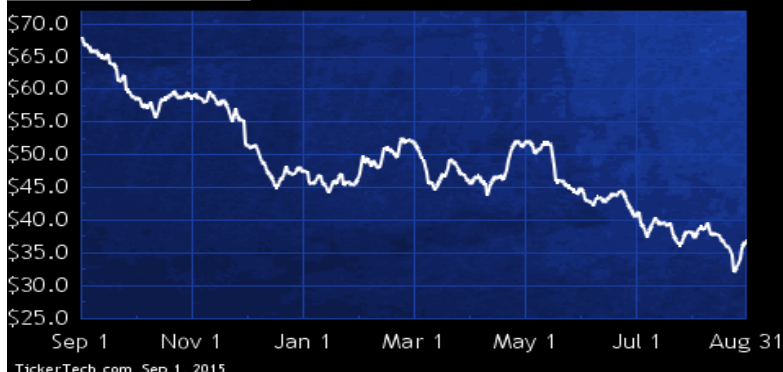
## BHP Dividend History



TickerTech.com Sep 1, 2015

## BHP — 6.7% Yield

### BHP Billiton Ltd.

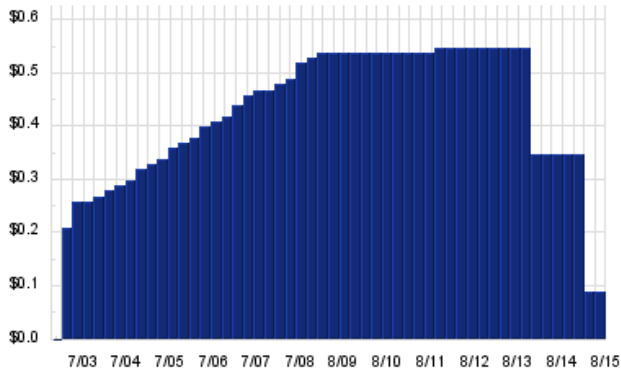


BHP Billiton is engaged in the minerals exploration, development, production and processing (in respect of iron ore, metallurgical and energy coal, conventional and unconventional oil and gas, copper, aluminium, manganese, uranium, nickel and silver), and oil and gas exploration, development and production. Co. operates five groups aligned with the commodities which Co. extracts and markets: Petroleum and Potash; Copper; Iron Ore; Coal; and Aluminium, Manganese and Nickel. Co. extracts and processes minerals, oils and gas from its production operations located primarily in Australia, the Americas and southern Africa. 576,220.00

## NRP — Key Stats

Name:	Natural Resources Partners L.P.
Website:	<a href="http://www.nrplp.com">www.nrplp.com</a>
Sector:	Metals & Mining
Number of ETFs Holding NRP:	4 (see which ones)
Total Market Value Held by ETFs:	\$3,808,586
Total Market Capitalization:	\$366,000,000
% of Market Cap. Held by ETFs:	1.04%

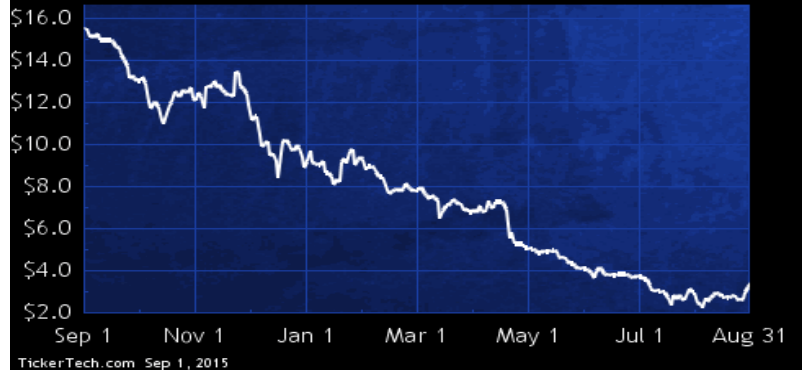
## NRP Dividend History



TickerTech.com Sep 1, 2015

## NRP — 10.6% Yield

### Natural Resources Partners L.P.



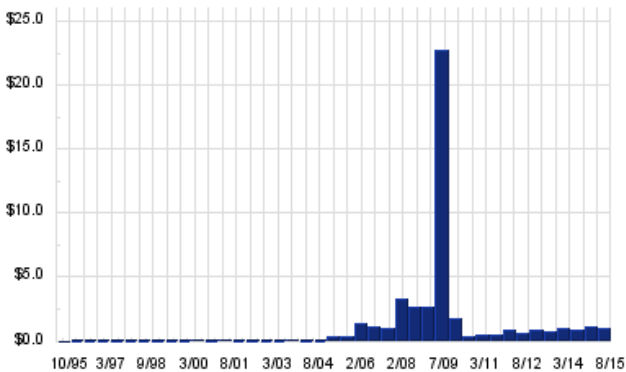
TickerTech.com Sep 1, 2015

Natural Resource Partners is engaged principally in the business of owning, managing and leasing a diversified portfolio of mineral properties in the United States, including interests in coal, trona and soda ash, crude oil and natural gas, construction aggregates, frac sand and other natural resources. Co.'s coal reserves are located in the three major U.S. coal-producing regions: Appalachia, the Illinois Basin and the Western United States, as well as lignite reserves in the Gulf Coast region. As of Dec. 31, 2014, Co. owned or controlled approximately 2.33 billion tons of proven and probable coal reserves, and it also owned approximately 500.0 million tons of aggregate reserves.

## RIO — Key Stats

Name:	Rio Tinto Plc
Website:	<a href="http://www.riotinto.com">www.riotinto.com</a>
Sector:	Metals & Mining
Number of ETFs Holding RIO:	8 (see which ones)
Total Market Value Held by ETFs:	\$46,382,281
Total Market Capitalization:	\$50,292,000,000
% of Market Cap. Held by ETFs:	0.09%

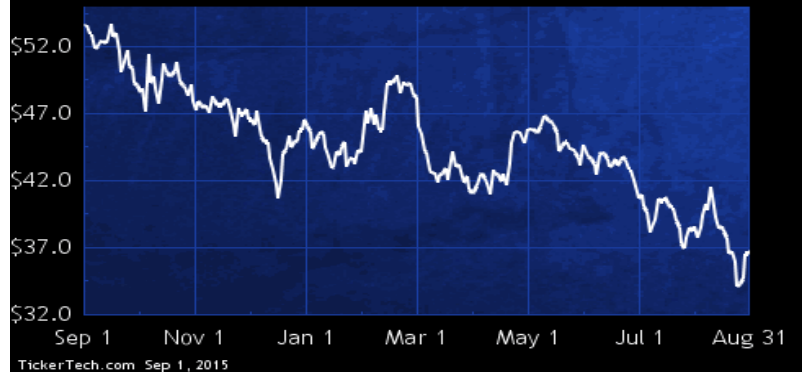
## RIO Dividend History



TickerTech.com Sep 1, 2015

## RIO — 5.8% Yield

### Rio Tinto Plc



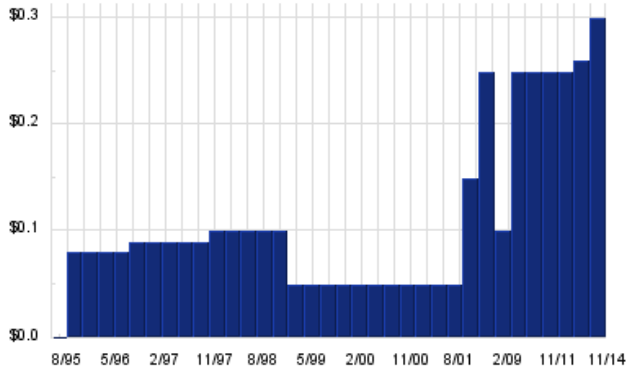
TickerTech.com Sep 1, 2015

Rio Tinto is a mining group based in the United Kingdom. Co. is engaged in the business of finding, mining and processing mineral resources. Co.'s major products are iron ore, aluminium, copper, diamonds, coal, uranium, gold and industrial minerals (borax, titanium dioxide and salt). Co.'s activities span the world but are strongly represented in Australia and North America with significant businesses in South America, Asia, Europe and Africa. Co.'s operations comprise five principal product groups - Aluminium, Copper, Diamonds & Minerals, Energy and Iron Ore - plus two support groups: Technology & Innovation and Exploration.

## SYNL — Key Stats

Name:	Synalloy Corp.
Stock buyback:	SYNL buyback
Website:	<a href="http://www.synalloy.com">www.synalloy.com</a>
Sector:	Non-Precious Metals & Non-Metallic Mining
Number of ETFs Holding SYNL:	2 (see which ones)
Total Market Value Held by ETFs:	\$435,461
Total Market Capitalization:	\$84,000,000
% of Market Cap. Held by ETFs:	0.52%

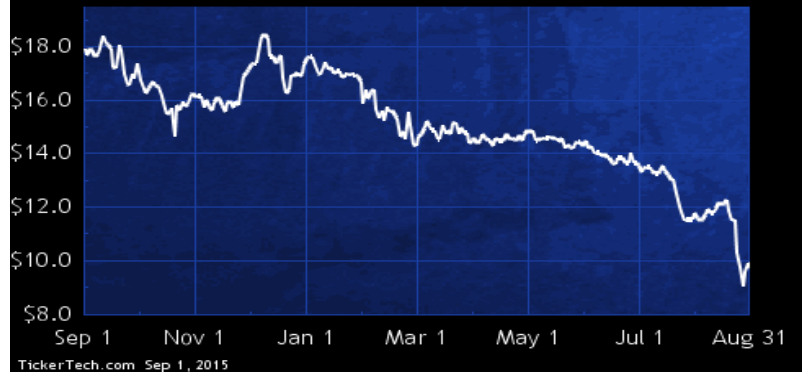
## SYNL Dividend History



TickerTech.com Sep 1, 2015

## SYNL — 3.1% Yield

### Synalloy Corp.

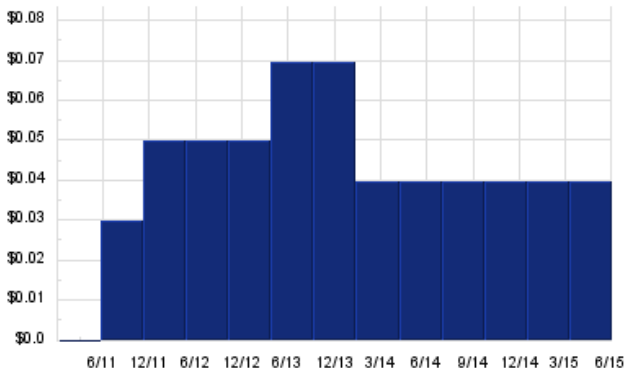


Synalloy is engaged in two business segments. The Metals Segment operates as Bristol Metals, LLC (Bristol), Ram-Fab, LLC and Palmer of Texas Tanks, Inc. Bristol manufactures pipe and fabricates piping systems from stainless steel and other alloys, and Ram-Fab fabricates piping systems. Palmer manufactures liquid storage solutions and separation equipment. The Specialty Chemicals Segment operates as Manufacturers Chemicals, LLC and CRI Tolling, LLC. The Specialty Chemicals Segment produces chemicals and dyes for the carpet, chemical, paper, metals, mining, agricultural, fiber, paint, textile, automotive, petroleum, cosmetics, mattress, furniture, janitorial and other industries.

## NSU — Key Stats

Name:	Nevsun Resources Ltd.
Website:	<a href="http://www.nevsun.com">www.nevsun.com</a>
Sector:	Precious Metals
Number of ETFs Holding NSU:	3 (see which ones)
Total Market Value Held by ETFs:	\$995,680
Total Market Capitalization:	\$571,000,000
% of Market Cap. Held by ETFs:	0.17%

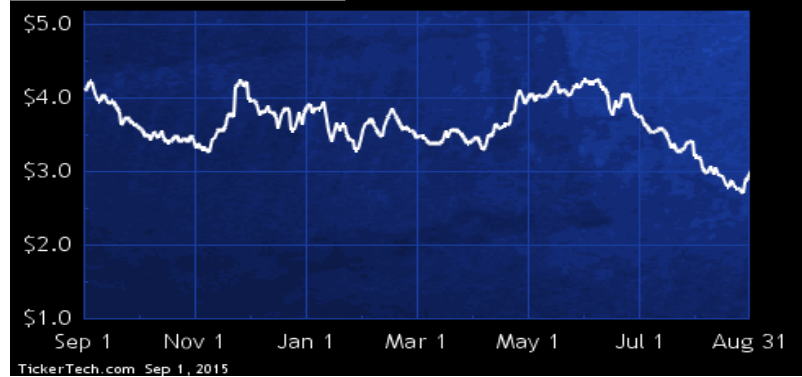
## NSU Dividend History



TickerTech.com Sep 1, 2015

## NSU — 5.3% Yield

### Nevsun Resources Ltd.



Nevsun Resources is engaged in the acquisition, exploration, development, extraction and production of gold and base metals mineral resources in Africa.

 **METALS Channel**

 **Dividend Channel**

Nothing in Dividend Channel is intended to be investment advice, nor does it represent the opinion of, counsel from, or recommendations by BNK Invest Inc. or any of its affiliates, subsidiaries or partners. None of the information contained herein constitutes a recommendation that any particular security, portfolio, transaction, or investment strategy is suitable for any specific person. All viewers agree that under no circumstances will BNK Invest, Inc., its subsidiaries, partners, officers, employees, affiliates, or agents be held liable for any loss or damage caused by your reliance on information obtained. By visiting, using or viewing this site, you agree to the following [Full Disclaimer & Terms of Service](#). Video widget and dividend videos powered by Market News Video. Quote data delayed at least 20 minutes; [data powered by Ticker Technologies](#), and Mergent. [Contact Dividend Channel!](#) [Meet Our Editorial Staff](#).