

10 Dividend Paying Metals Stocks

<http://www.metalschannel.com/>

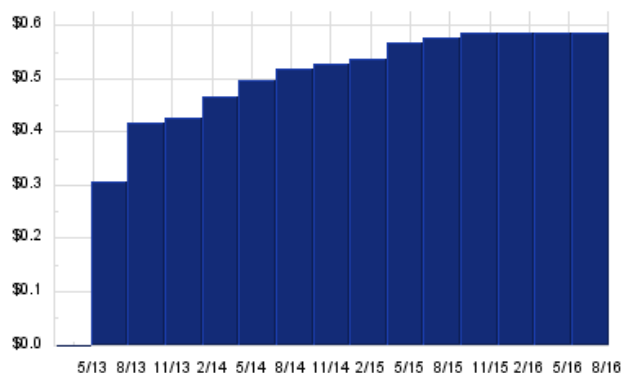
Metals Channel paired our coverage universe of metals stocks, with Dividend Channel's proprietary DividendRank formula, to bring you this list of 10 top ranked dividend paying metals stocks. The DividendRank formula considers a variety of data – dividend history & yield, book value, quarterly earnings – and compares it to the stock's trading data to come up with certain calculations about profitability and about the stock's valuation (whether we think it looks "cheap" or "expensive"). The result is this list of the top most "interesting" ideas that merit further research.



SXCP — Key Stats

| | |
|----------------------------------|--|
| Name: | SunCoke Energy Partners LP |
| Stock buyback: | SXCP buyback |
| Website: | www.suncoke.com |
| Sector: | Metals Fabrication & Products |
| Number of ETFs Holding SXCP: | 1 (see which ones) |
| Total Market Value Held by ETFs: | \$73,016 |
| Total Market Capitalization: | \$602,000,000 |
| % of Market Cap. Held by ETFs: | 0.01% |

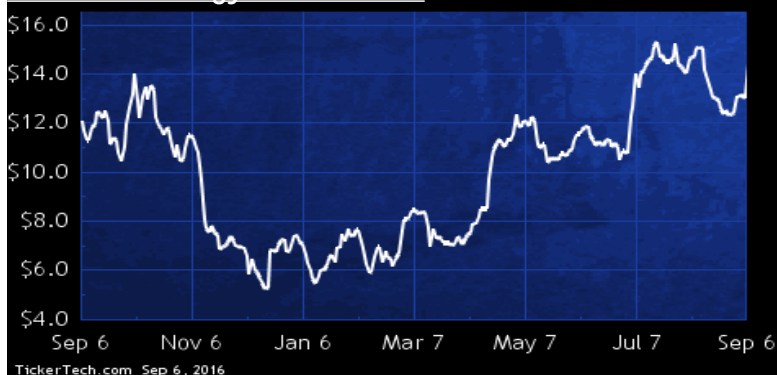
SXCP Dividend History



TickerTech.com Sep 6, 2016

SXCP — 16.4% Yield

SunCoke Energy Partners LP

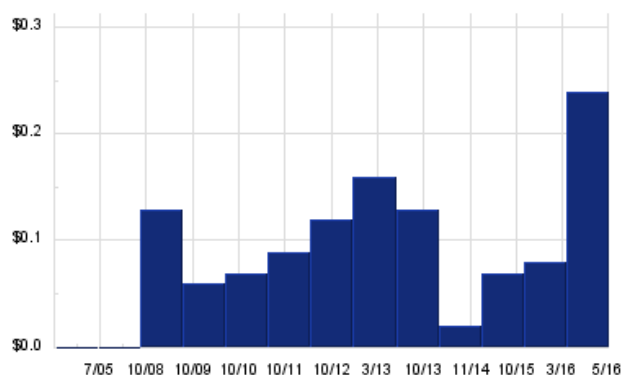


SunCoke Energy Partners primarily produces coke used in the blast furnace production of steel. Co. also provides coal handling and/or mixing services at its Coal Logistics terminals to steel, coke, electric utility and coal mining customers. Co. has two segments: Domestic Coke and Coal Logistics. Domestic Coke consists of its cokemaking and heat recovery operations located in Franklin Furnace, OH; Middletown, OH; and Granite City, IL. Coal Logistics consists of Co.'s coal handling and mixing service operations in East Chicago, IN; Ceredo, WV; Belle, WV; Catlettsburg, KY; and Convent, LA.

DRD — Key Stats

| | |
|----------|--|
| Name: | DRDGold Ltd |
| Website: | www.drdgold.com |
| Sector: | Precious Metals |

DRD Dividend History



TickerTech.com Sep 6, 2016

DRD — 17.7% Yield

DRDGold Ltd

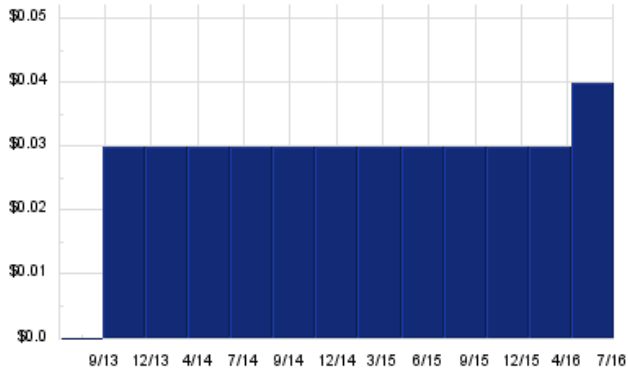


DRDGold is a gold mining company engaged in underground and surface gold mining including exploration, extraction, processing and smelting. Co.'s segments include: Blyvoor, which incorporates the Doornfontein mine, situated on the north-western edge of the Witwatersrand Basin; Crown, which is a surface retreatment operation and treats old slime and sand dumps to the south of Johannesburg's CBD; and Ergo, which consists of Phase 1, a surface retreatment operation which treats East Rand Proprietary Mines Limited's old slime dumps and Phase 2, which explores, evaluates and processes surface uranium- and sulfur bearing tailings on the East and Central Rand goldfields of South Africa.

ERS — Key Stats

| | |
|----------------------------------|--|
| Name: | Empire Resources Inc |
| Website: | www.empireresources.com |
| Sector: | Metals Fabrication & Products |
| Number of ETFs Holding ERS: | 1 (see which ones) |
| Total Market Value Held by ETFs: | \$4,324 |
| Total Market Capitalization: | \$42,000,000 |
| % of Market Cap. Held by ETFs: | 0.01% |

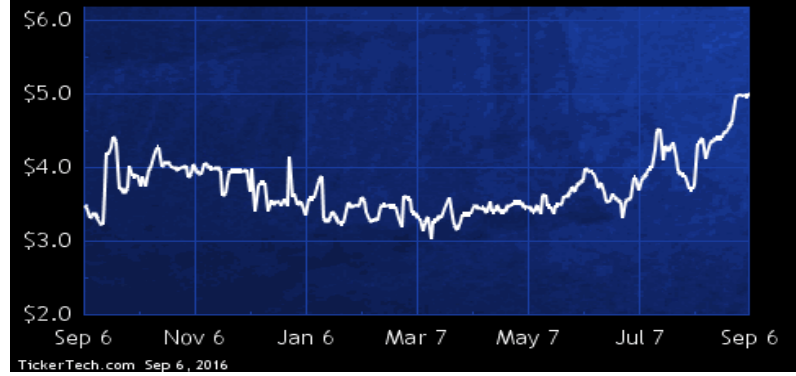
ERS Dividend History



TickerTech.com Sep 6, 2016

ERS — 3.2% Yield

Empire Resources Inc

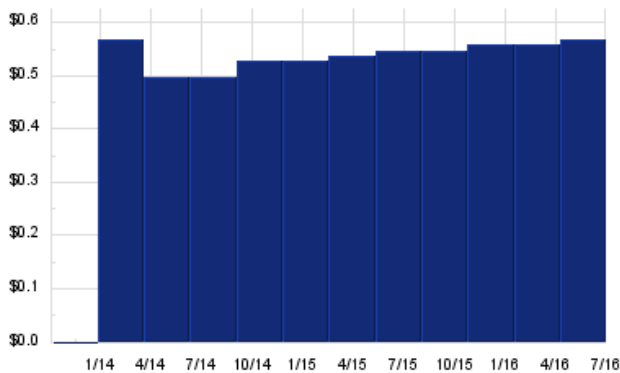


Empire Resources is engaged in the purchase, sale and distribution of semi-finished aluminum and steel products to a customer base located in the Americas, Europe, Australia and New Zealand. Co. sells its products through its own marketing and sales personnel as well as through commission based independent sales agents located in North America and Europe. Co. sells semi-finished aluminum and steel products, which are produced by processing primary aluminum or steel and/or aluminum or steel scrap. Co. provides these forms of semi-finished products to its customers, for use as follows: aluminum sheet/coil, aluminum plate, aluminum treadplate, aluminum foil, stainless steel, and carbon steel.

CINR — Key Stats

| | |
|----------------------------------|--|
| Name: | Ciner Resources LP |
| Website: | www.ociresources.com |
| Sector: | Metals & Mining |
| Number of ETFs Holding CINR: | 1 (see which ones) |
| Total Market Value Held by ETFs: | \$55,439 |
| Total Market Capitalization: | \$288,000,000 |
| % of Market Cap. Held by ETFs: | 0.02% |

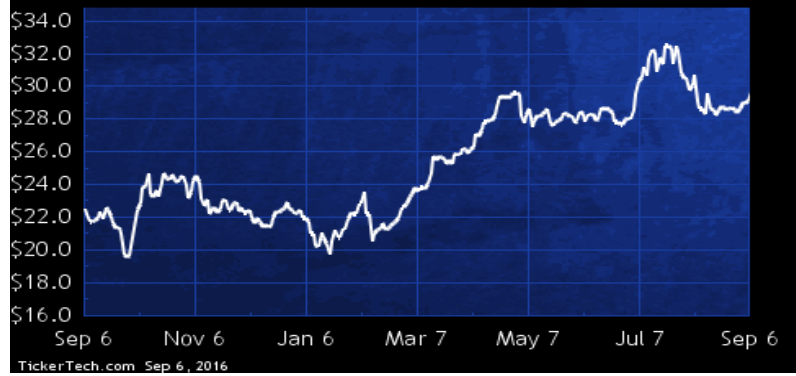
CINR Dividend History



TickerTech.com Sep 6, 2016

CINR — 7.6% Yield

Ciner Resources LP

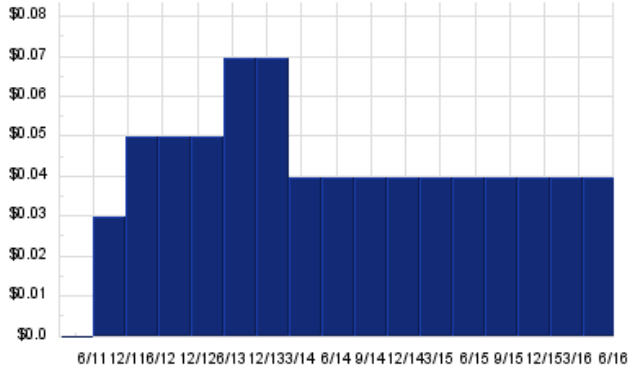


Ciner Resources, as of Dec 31 2015, owned 51% membership interest in Ciner Wyoming LLC (Ciner Wyoming). Ciner Wyoming is a producer of soda ash, serving a global market from its facility in the Green River Basin of Wyoming. Trona, a soft mineral, is also known as sodium sesquicarbonate and consists mainly of sodium carbonate, or soda ash, sodium bicarbonate and water. Co. processes trona ore into soda ash, which is a raw material in flat glass, container glass, detergents, chemicals, paper and other consumer and industrial products. At Dec 31 2015, Co. had estimated proven and probable reserves of about 267.5 million short tons, which is equivalent to 145.8 million short tons of soda ash.

NSU — Key Stats

| | |
|----------------------------------|--|
| Name: | Nevsun Resources Ltd. |
| Website: | www.nevsun.com |
| Sector: | Precious Metals |
| Number of ETFs Holding NSU: | 3 (see which ones) |
| Total Market Value Held by ETFs: | \$1,718,931 |
| Total Market Capitalization: | \$639,000,000 |
| % of Market Cap. Held by ETFs: | 0.27% |

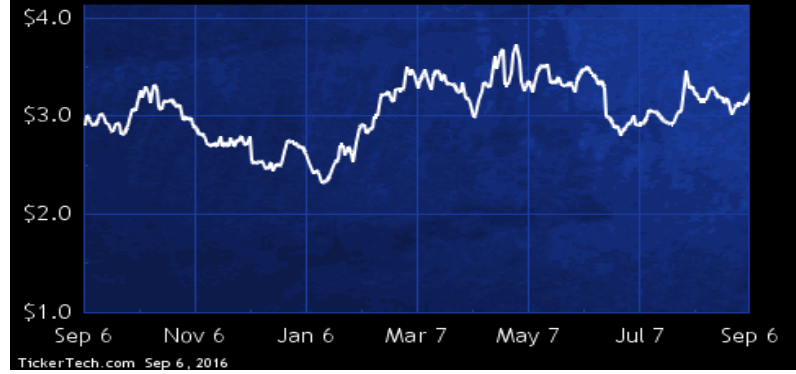
NSU Dividend History



TickerTech.com Sep 6, 2016

NSU — 4.9% Yield

Nevsun Resources Ltd.

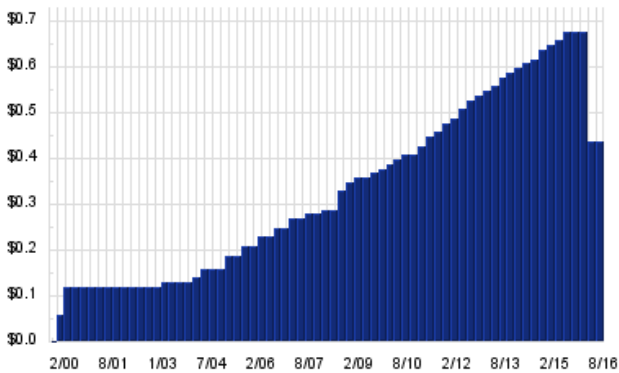


Nevsun Resources is engaged in the acquisition, exploration, development, extraction and production of gold and base metals mineral resources in Africa.

ARLP — Key Stats

| | |
|----------------------------------|--|
| Name: | Alliance Resource Partners LP |
| Website: | www.arlp.com |
| Sector: | Metals & Mining |
| Number of ETFs Holding ARLP: | 7 (see which ones) |
| Total Market Value Held by ETFs: | \$22,605,507 |
| Total Market Capitalization: | \$1,527,000,000 |
| % of Market Cap. Held by ETFs: | 1.48% |

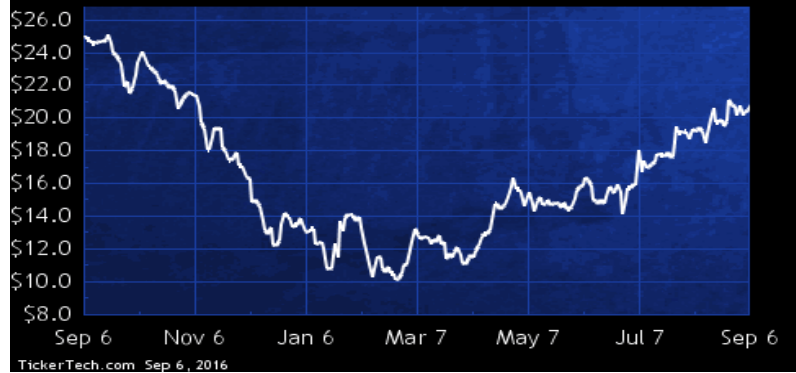
ARLP Dividend History



TickerTech.com Sep 6, 2016

ARLP — 10.6% Yield

Alliance Resource Partners LP

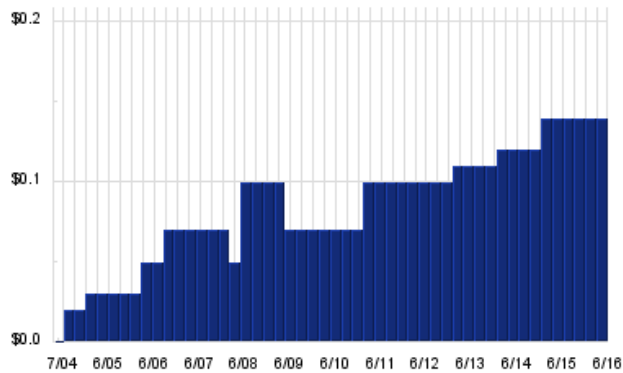


Alliance Resource Partners is a producer and marketer of coal to U.S. utilities and industrial users. Co. produces a range of steam coal with varying sulfur and heat contents. As of Dec 31 2015, Co. operated 10 underground mining complexes in Illinois, Indiana, Kentucky, Maryland and West Virginia. Co. also operates a coal loading terminal on the Ohio River at Mt. Vernon, IN. Co.'s mining activities are conducted in two geographic regions referred to in the coal industry as the Illinois Basin and Appalachian regions. Also, at Dec 31 2015, Co. had approximately 1.80 billion tons of proven and probable coal reserves in Illinois, Indiana, Kentucky, Maryland, Pennsylvania and West Virginia.

STLD — Key Stats

| | |
|----------------------------------|--|
| Name: | Steel Dynamics Inc. |
| Website: | www.steeldynamics.com |
| Sector: | Non-Precious Metals & Non-Metallic Mining |
| Number of ETFs Holding STLD: | 47 (see which ones) |
| Total Market Value Held by ETFs: | \$356,607,421 |
| Total Market Capitalization: | \$6,023,000,000 |
| % of Market Cap. Held by ETFs: | 5.92% |

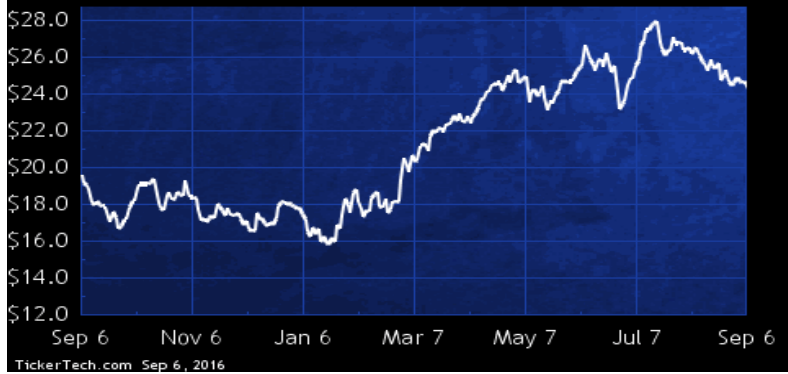
STLD Dividend History



TickerTech.com Sep 6, 2016

STLD — 2.3% Yield

Steel Dynamics Inc.

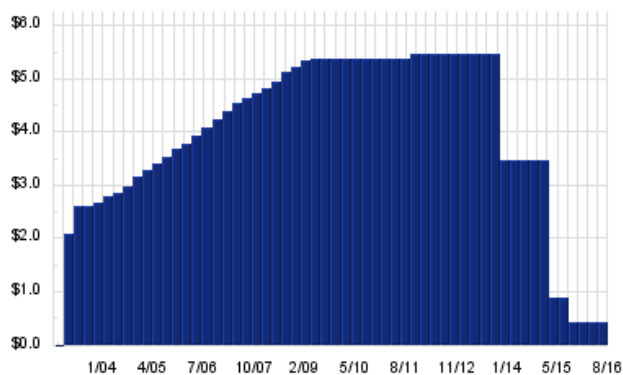


Steel Dynamics is a manufacturer of steel products and metals recycler. Co. has three reporting segments: steel operations, which consist of electric arc furnace steel mills, producing steel from ferrous scrap and scrap substitutes, using continuous casting, automated rolling mills, and downstream steel coating lines; metals recycling operations, which involve the purchase, processing, and resale of ferrous and nonferrous scrap metals into reusable forms and grades and processes various grades of nonferrous products, including aluminum, brass, copper, stainless steel, and other nonferrous metals; and steel fabrication operations, which produce steel building components such as steel joists.

NRP — Key Stats

| | |
|----------|--|
| Name: | Natural Resources Partners L.P. |
| Website: | www.nrplp.com |
| Sector: | Metals & Mining |

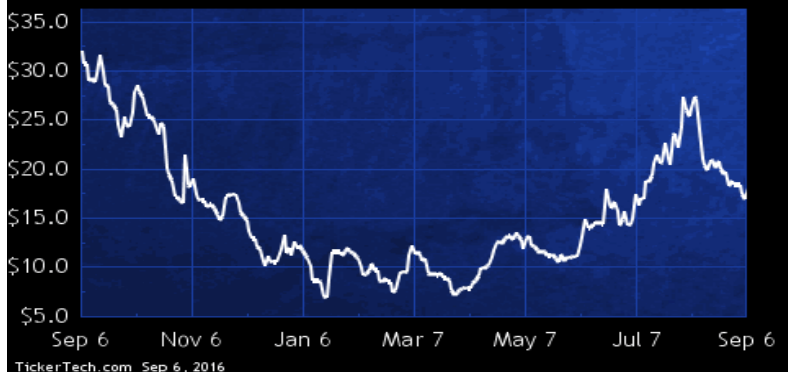
NRP Dividend History



TickerTech.com Sep 6, 2016

NRP — 9.9% Yield

Natural Resources Partners L.P.

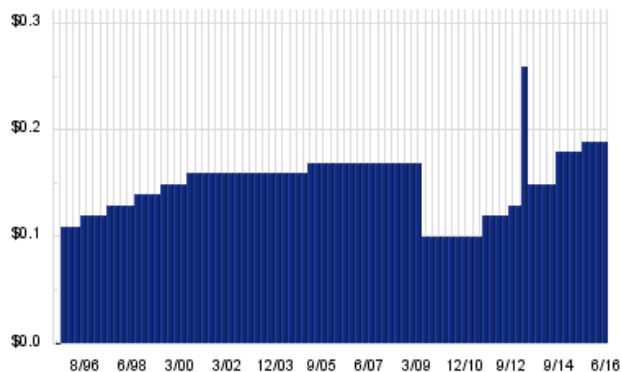


Natural Resource Partners is engaged principally in the business of owning, managing and leasing a portfolio of mineral properties in the U.S., including interests in coal, trona and soda ash, crude oil and natural gas, construction aggregates, frac sand and other natural resources. Co.'s coal reserves are located in three U.S. coal-producing regions: Appalachia, the Illinois Basin and the Western U.S., as well as lignite reserves in the Gulf Coast region. As of Dec 31 2015, Co. had 1.80 billion tons of proven and probable coal reserves for the properties that it owned, and it also owned an estimated 500.0 million tons of aggregates reserves located in a number of states across the country.

WOR — Key Stats

| | |
|----------------------------------|--|
| Name: | Worthington Industries, Inc. |
| Stock buyback: | WOR buyback |
| Website: | www.worthingtonindustries.com |
| Sector: | Non-Precious Metals & Non-Metallic Mining |
| Number of ETFs Holding WOR: | 53 (see which ones) |
| Total Market Value Held by ETFs: | \$186,744,379.2 |
| Total Market Capitalization: | \$2,771,000,000 |
| % of Market Cap. Held by ETFs: | 6.74% |

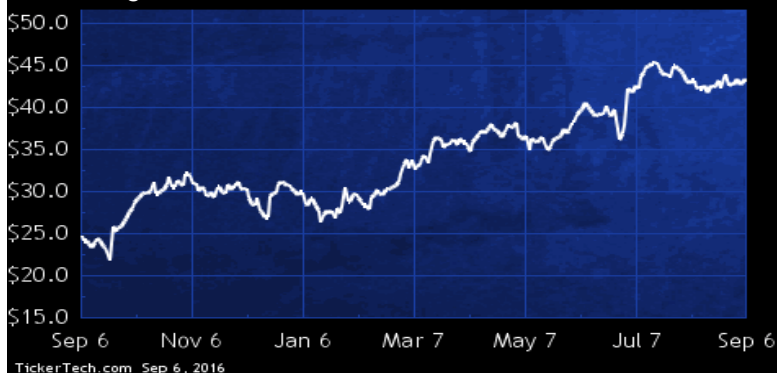
WOR Dividend History



TickerTech.com Sep 6, 2016

WOR — 1.9% Yield

Worthington Industries, Inc.

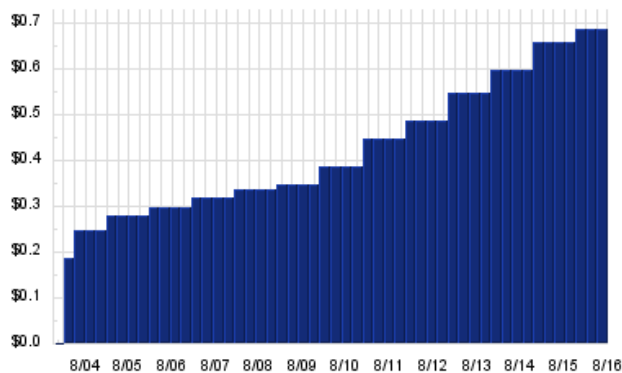


Worthington Industries is a metals manufacturing company, focused on steel processing and manufactured metal products. Co. operates three segments: Steel Processing, which buys coils of steel from steel mills and mini-mills and processes them to customer specifications; Pressure Cylinders, which manufactures and sells filled and unfilled pressure cylinders, tanks, hand torches, and oil and gas equipment with accessories and related products for end-use market applications; and Engineered Cabs, which designs and manufactures open and enclosed cabs and operator stations and custom fabrications for mobile equipment, and provides complementary products such as machined structural components.

CMP — Key Stats

| | |
|----------------------------------|--|
| Name: | Compass Minerals International Inc |
| Website: | www.compassminerals.com |
| Sector: | Metals & Mining |
| Number of ETFs Holding CMP: | 63 (see which ones) |
| Total Market Value Held by ETFs: | \$223,096,787 |
| Total Market Capitalization: | \$2,503,000,000 |
| % of Market Cap. Held by ETFs: | 8.91% |

CMP Dividend History



TickerTech.com Sep 6, 2016

CMP — 3.7% Yield

Compass Minerals International Inc



Compass Minerals International is a holding company, which produces and markets minerals, such as salt, sulfate of potash specialty fertilizer magnesium chloride and micronutrients. Co. also sells micronutrient products under its Wolf Trax brand. Additionally, Co. produces and markets consumer deicing and water conditioning products, ingredients used in consumer and commercial food preparation, and other mineral-based products for consumer, agricultural and industrial applications. In the U.K., Co. operates a records management business utilizing excavated areas of its Winsford salt mine with one other locations in London, England. Co. has two segments: salt, and plant nutrition.



Nothing in Dividend Channel is intended to be investment advice, nor does it represent the opinion of, counsel from, or recommendations by BNK Invest Inc. or any of its affiliates, subsidiaries or partners. None of the information contained herein constitutes a recommendation that any particular security, portfolio, transaction, or investment strategy is suitable for any specific person. All viewers agree that under no circumstances will BNK Invest, Inc., its subsidiaries, partners, officers, employees, affiliates, or agents be held liable for any loss or damage caused by your reliance on information obtained.

By visiting, using or viewing this site, you agree to the following [Full Disclaimer & Terms of Service](#). Video widget and dividend videos powered by Market News Video. Quote data delayed at least 20 minutes; [data powered by Ticker Technologies](#), and Mergent. [Contact Dividend Channel](#); [Meet Our Editorial Staff](#).