

10 Dividend Paying Metals Stocks

<http://www.metalschannel.com/>

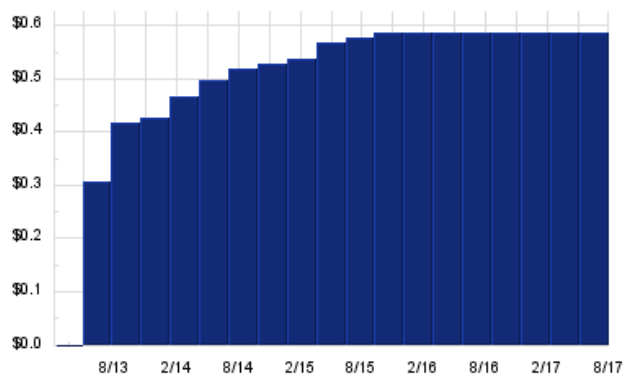
Metals Channel paired our coverage universe of metals stocks, with Dividend Channel's proprietary DividendRank formula, to bring you this list of 10 top ranked dividend paying metals stocks. The DividendRank formula considers a variety of data – dividend history & yield, book value, quarterly earnings – and compares it to the stock's trading data to come up with certain calculations about profitability and about the stock's valuation (whether we think it looks "cheap" or "expensive"). The result is this list of the top most "interesting" ideas that merit further research.



SXCP — Key Stats

Name:	SunCoke Energy Partners LP
Stock buyback:	SXCP buyback
Website:	www.suncoke.com
Sector:	Metals Fabrication & Products
Number of ETFs Holding SXCP:	2 (see which ones)
Total Market Value Held by ETFs:	\$3,558,364
Total Market Capitalization:	\$809,000,000
% of Market Cap. Held by ETFs:	0.44%

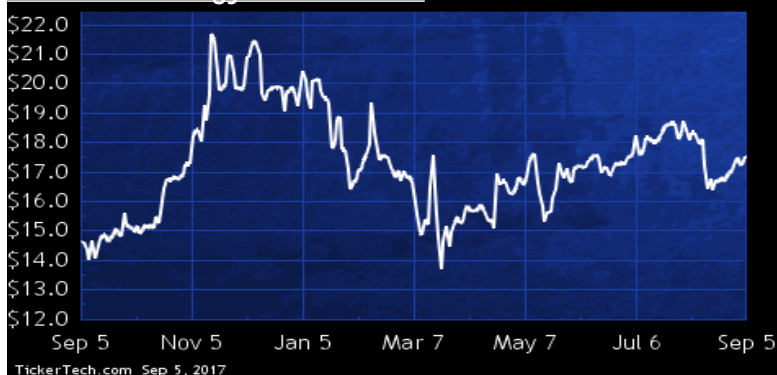
SXCP Dividend History



TickerTech.com Sep 5, 2017

SXCP — 13.6% Yield

SunCoke Energy Partners LP



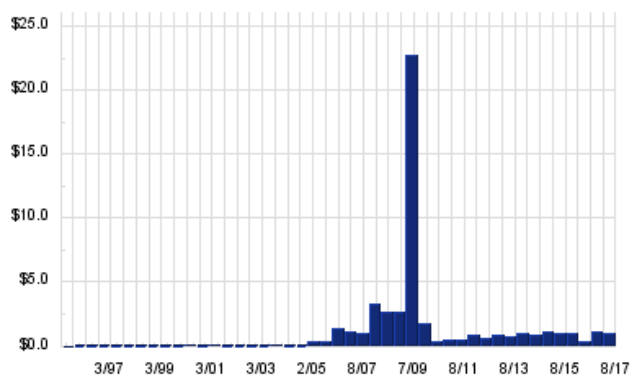
TickerTech.com Sep 5, 2017

SunCoke Energy Partners primarily produces coke used in the blast furnace production of steel. Co. also provides coal handling and/or mixing services at its Coal Logistics terminals to steel, coke (including some of its domestic cokemaking facilities), electric utility and coal mining customers. Co. has two segments: Domestic Coke and Coal Logistics. Domestic Coke segment consists of Co.'s cokemaking and heat recovery operations located in Franklin Furnace, OH; Middletown, OH; and Granite City, IL. Coal Logistics segment consists of Co.'s coal handling and/or mixing service operations in Convent, LA; Ceredo and Belle, WV; and East Chicago, IN.

RIO — Key Stats

Name:	Rio Tinto Plc
Website:	www.riotinto.com
Sector:	Metals & Mining
Number of ETFs Holding RIO:	7 (see which ones)
Total Market Value Held by ETFs:	\$23,278,760
Total Market Capitalization:	\$68,134,000,000
% of Market Cap. Held by ETFs:	0.03%

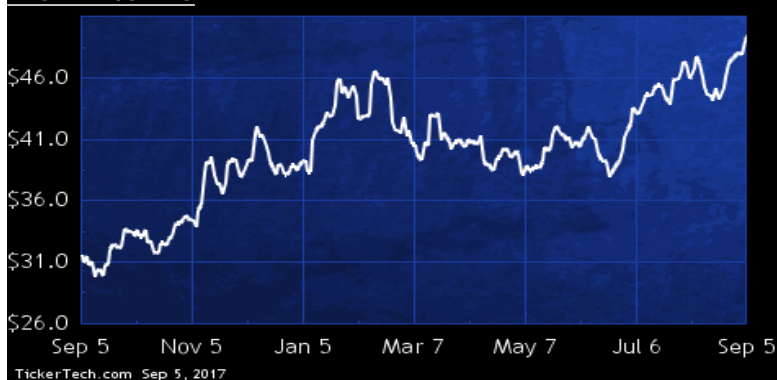
RIO Dividend History



TickerTech.com Sep 5, 2017

RIO — 4.4% Yield

Rio Tinto Plc



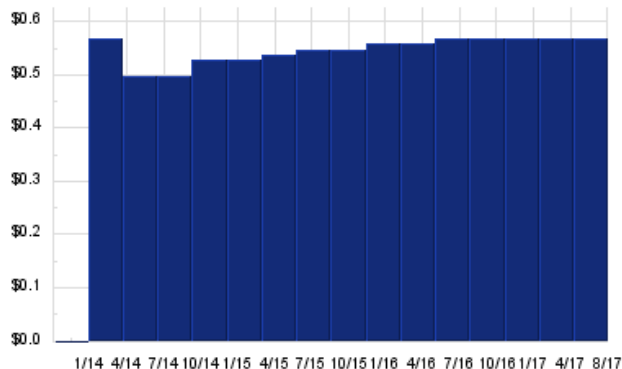
TickerTech.com Sep 5, 2017

Rio Tinto is a mining group based in the United Kingdom and Australia. Co. is engaged in the business of finding, mining and processing mineral resources. Co.'s major products are iron ore, aluminium, copper, diamonds, coal, uranium, gold and industrial minerals (borax, titanium dioxide and salt). Co.'s activities span the world but are strongly represented in Australia and North America with significant businesses in South America, Asia, Europe and Africa. Co.'s operations comprise four principal product groups - Iron Ore, Aluminium, Copper and Diamonds, and Energy & Minerals.

CINR — Key Stats

Name: Ciner Resources LP
 Website: www.ociresources.com
 Sector: Metals & Mining

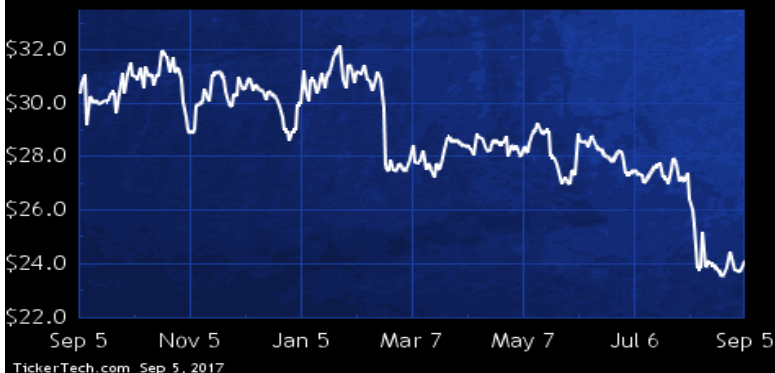
CINR Dividend History



TickerTech.com Sep 5, 2017

CINR — 9.4% Yield

Ciner Resources LP

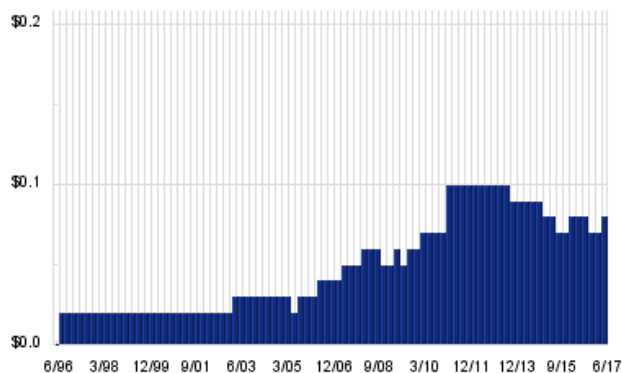


Ciner Resources, as of Dec 31 2016, owned a controlling interest comprised of 51.0% membership interest in Ciner Wyoming LLC (Ciner Wyoming). Ciner Wyoming is a producer of soda ash, serving a global market from Co.'s facility in the Green River Basin of Wyoming. Trona, a soft mineral, is also known as sodium sesquicarbonate and consists primarily of sodium carbonate, or soda ash, sodium bicarbonate and water. Co. processes trona ore into soda ash, which is a raw material in flat glass, container glass, detergents, chemicals, paper, and other consumer and industrial products.

CCJ — Key Stats

Name: Cameco Corp.
 Website: www.cameco.com
 Sector: Metals & Mining
 Number of ETFs Holding CCJ: 7 (see which ones)
 Total Market Value Held by ETFs: \$26,617,645
 Total Market Capitalization: \$3,962,000,000
 % of Market Cap. Held by ETFs: 0.67%

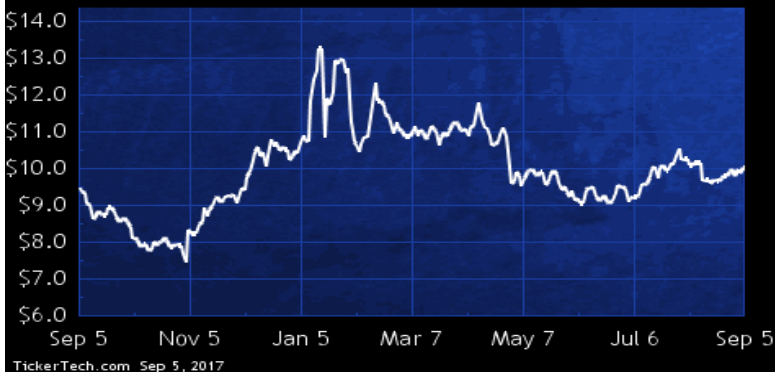
CCJ Dividend History



TickerTech.com Sep 5, 2017

CCJ — 4.0% Yield

Cameco Corp.

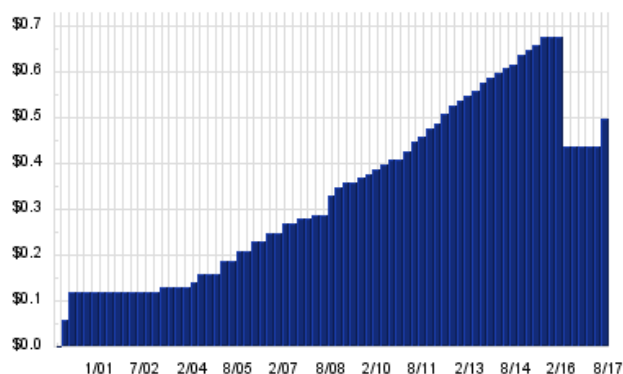


Cameco and its subsidiaries are engaged in the exploration for and the development, mining, refining, conversion and fabrication of uranium for sale as fuel for generating electricity in nuclear power reactors in Canada and other countries. Co. has three reportable segments: uranium, which explores for, mines, mills, purchases, and sells uranium concentrate; fuel services, which refines, converts and fabricates uranium concentrate, and purchases and sells conversion services; and electricity, which generates and sells electricity through its 31.6% interest in the Bruce Power Limited Partnership, which operates four nuclear reactors and manages the overall site in southern Ontario.

ARLP — Key Stats

Name:	Alliance Resource Partners LP
Website:	www.arlp.com
Sector:	Metals & Mining
Number of ETFs Holding ARLP:	5 (see which ones)
Total Market Value Held by ETFs:	\$21,971,831
Total Market Capitalization:	\$1,417,000,000
% of Market Cap. Held by ETFs:	1.55%

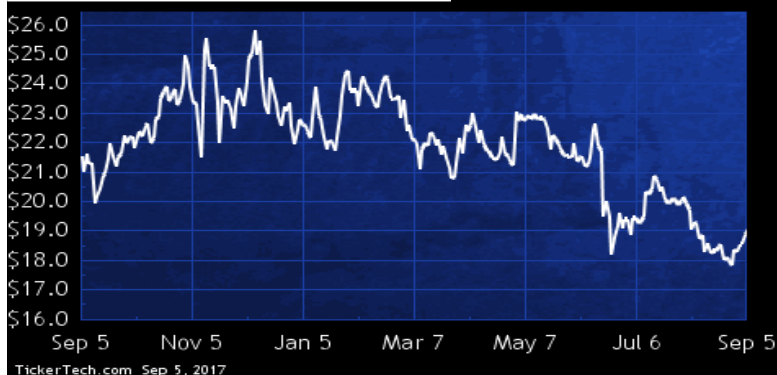
ARLP Dividend History



TickerTech.com Sep 5, 2017

ARLP — 10.5% Yield

Alliance Resource Partners LP

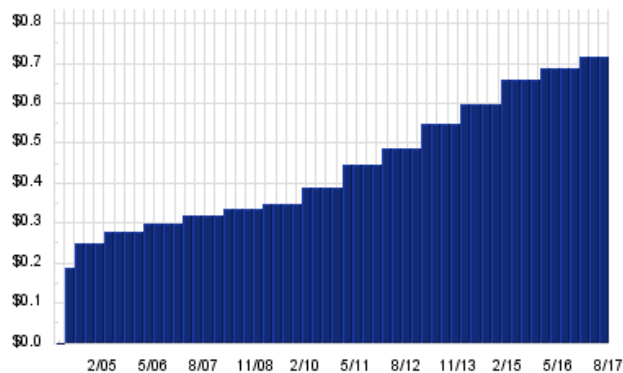


Alliance Resource Partners is a producer and marketer of coal to U.S. utilities and industrial users. Co. produces a range of steam coal with varying sulfur and heat contents. As of Dec 31 2016, Co. operated eight underground mining complexes in Illinois, Indiana, Kentucky, Maryland and West Virginia. Co. also operates a coal loading terminal on the Ohio River at Mt. Vernon, IN. Co.'s mining activities are conducted in two geographic regions referred to in the coal industry as the Illinois Basin and Appalachian regions. Also, at Dec 31 2016, Co. had approximately 1.76 billion tons of proven and probable coal reserves in Illinois, Indiana, Kentucky, Maryland, Pennsylvania and West Virginia.

CMP — Key Stats

Name:	Compass Minerals International Inc
Website:	www.compassminerals.com
Sector:	Metals & Mining
Number of ETFs Holding CMP:	69 (see which ones)
Total Market Value Held by ETFs:	\$356,498,958
Total Market Capitalization:	\$2,293,000,000
% of Market Cap. Held by ETFs:	15.55%

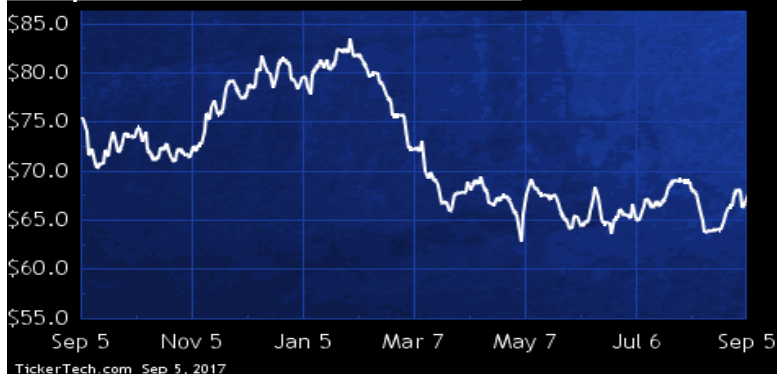
CMP Dividend History



TickerTech.com Sep 5, 2017

CMP — 4.2% Yield

Compass Minerals International Inc

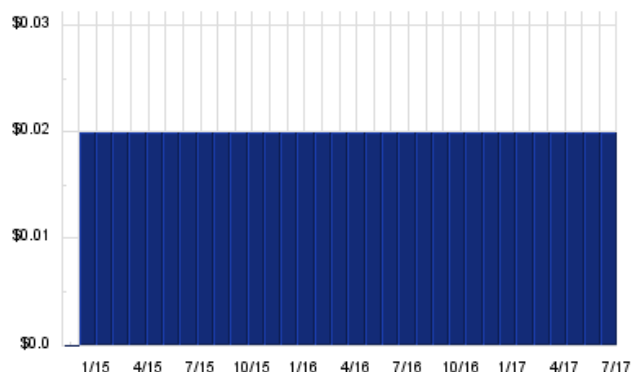


Compass Minerals International is a holding company. Through its wholly owned subsidiaries, Co. is a provider of minerals, including salt, plant nutrition minerals, and chemicals. Co. has three reportable segments: Salt, which products include rock salt, mechanically evaporated salt, solar evaporated salt, brine magnesium chloride and flake magnesium chloride; Plant Nutrition North America, which includes sulfate of potash specialty fertilizer and micronutrients; and Plant Nutrition South America, which manufactures, distributes and markets an array of specialty plant nutrients and supplements developed and formulated from primary and secondary nutrients, micronutrients and biostimulants.

TAHO — Key Stats

Name:	Tahoe Resources Inc.
Website:	www.tahoeresourcesinc.com
Sector:	Precious Metals
Number of ETFs Holding TAHO:	19 (see which ones)
Total Market Value Held by ETFs:	\$183,283,100
Total Market Capitalization:	\$1,094,000,000
% of Market Cap. Held by ETFs:	16.75%

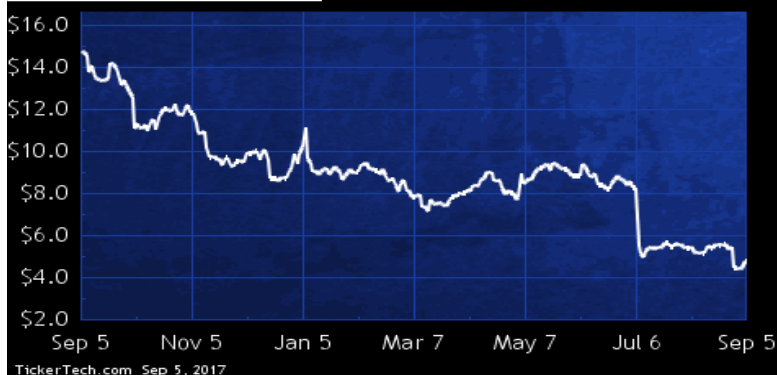
TAHO Dividend History



TickerTech.com Sep 5, 2017

TAHO — 5.0% Yield

Tahoe Resources Inc.

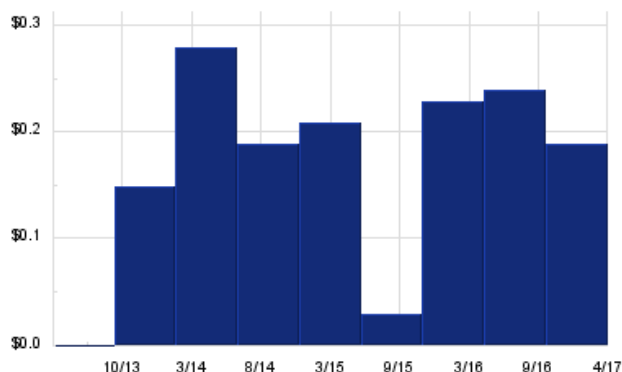


Tahoe Resources is engaged in the operation of mineral properties for the mining of precious metals and the acquisition, exploration and development of mineral interests in the Americas.

SBGL — Key Stats

Name:	Sibanye Gold Ltd
Website:	www.sibanyegold.co.za
Sector:	Metals & Mining
Number of ETFs Holding SBGL:	7 (see which ones)
Total Market Value Held by ETFs:	\$421,640,015
Total Market Capitalization:	\$4,729,000,000
% of Market Cap. Held by ETFs:	8.92%

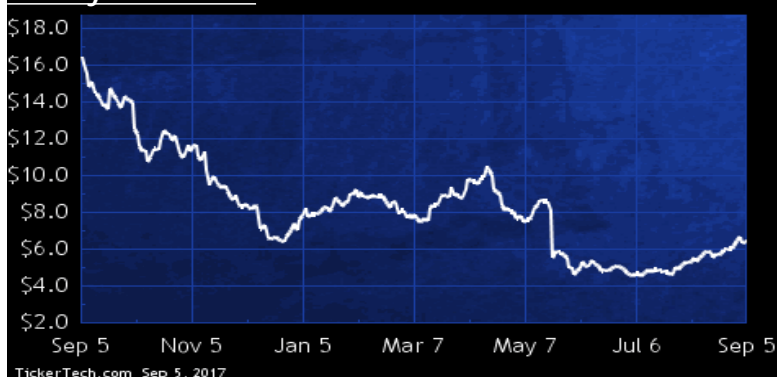
SBGL Dividend History



TickerTech.com Sep 5, 2017

SBGL — 5.7% Yield

Sibanye Gold Ltd

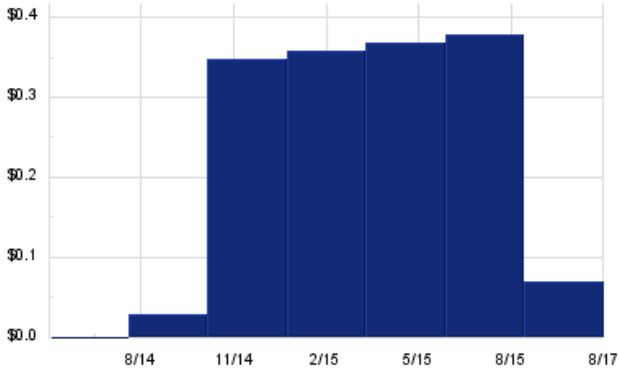


Sibanye Gold is a gold mining group based in South Africa. Co.'s operations consist of deep-level underground gold mines located along the northern and western margins of the Witwatersrand Basin in South Africa. These properties include the KDC operation and the Beatrix operation. Co. is engaged in mining only gold, with silver as a by-product. Co.'s mining process is divided into two principal activities: developing access to the ore body; and extracting the ore body once accessed. Co.'s exploration activities are focused on the extension of existing ore bodies and identification of new ore bodies at existing sites.

FELP — Key Stats

Name:	Foresight Energy LP
Website:	www.foresight.com
Sector:	Metals & Mining
Number of ETFs Holding FELP:	1 (see which ones)
Total Market Value Held by ETFs:	\$55,815
Total Market Capitalization:	\$321,000,000
% of Market Cap. Held by ETFs:	0.02%

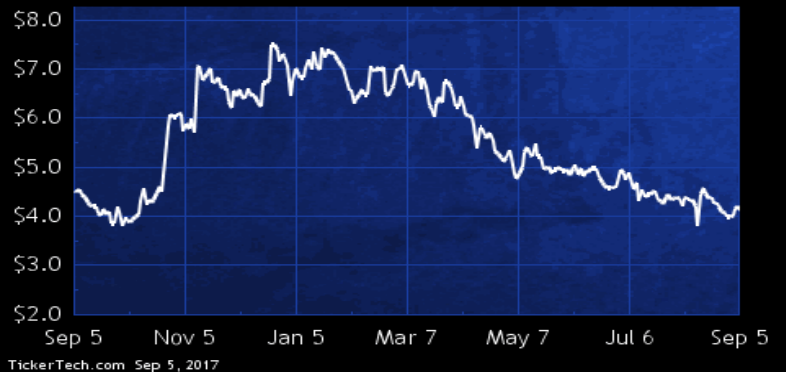
FELP Dividend History



TickerTech.com Sep 5, 2017

FELP — 6.3% Yield

Foresight Energy LP

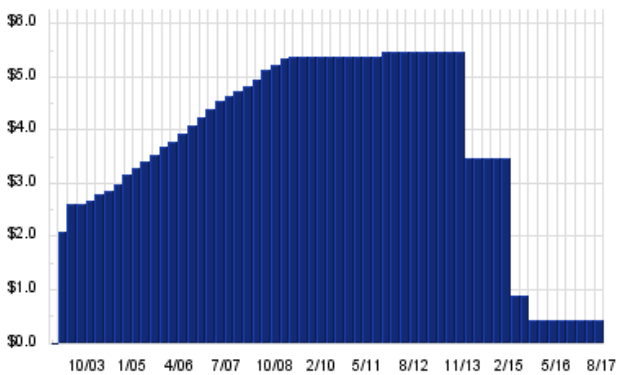


Foresight Energy is engaged in mining and marketing coal from reserves and operations located in the Illinois Basin. Co. controlled 2.1 billion tons of proven and probable coal in the state of Illinois at Dec 31 2016. As of Dec 31 2016, Co. owned four mining complexes where it can operate four longwall mines and one continuous miner operation. Co. markets and sells its coal primarily to electric utility and industrial companies in the eastern half of the U.S. and the international market. Co. sells the majority of its domestic tonnages to electric utilities with installed pollution control devices.

NRP — Key Stats

Name:	Natural Resources Partners L.P.
Website:	www.nrplp.com
Sector:	Metals & Mining
Number of ETFs Holding NRP:	1 (see which ones)
Total Market Value Held by ETFs:	\$53,468
Total Market Capitalization:	\$306,000,000
% of Market Cap. Held by ETFs:	0.02%

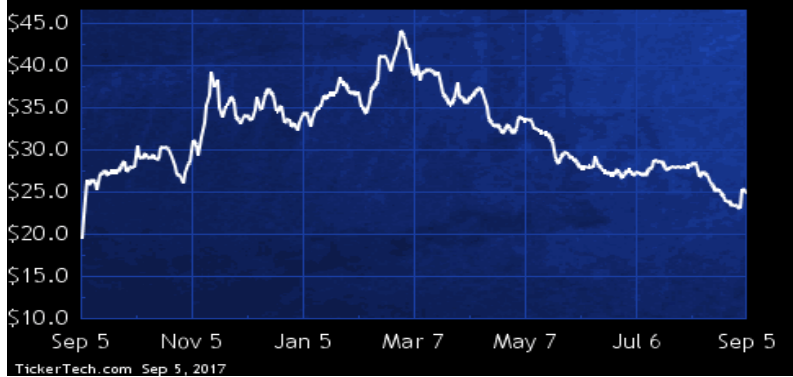
NRP Dividend History



TickerTech.com Sep 5, 2017

NRP — 7.2% Yield

Natural Resources Partners L.P.



Natural Resource Partners owns, operates, manages and leases a portfolio of mineral properties, including interests in coal, trona and soda ash, construction aggregates, and other natural resources. Co. has three operating segments: coal royalty and other, which consists primarily of coal royalty and coal related transportation and processing assets; soda ash, which, through Ciner Resources LP, mines trona, processes it into soda ash, and distributes the soda ash both domestically and internationally into the glass and chemicals industries; and VantaCore, which operates hard rock quarries, an underground limestone mine, sand and gravel plants, asphalt plants and marine terminals.



Nothing in Dividend Channel is intended to be investment advice, nor does it represent the opinion of, counsel from, or recommendations by BNK Invest Inc. or any of its affiliates, subsidiaries or partners. None of the information contained herein constitutes a recommendation that any particular security, portfolio, transaction, or investment strategy is suitable for any specific person. All viewers agree that under no circumstances will BNK Invest, Inc., its subsidiaries, partners, officers, employees, affiliates, or agents be held liable for any loss or damage caused by your reliance on information obtained. By visiting, using or viewing this site, you agree to the following [Full Disclaimer & Terms of Service](#). Video widget and dividend videos powered by Market News Video. Quote data delayed at least 20 minutes; [data powered by Ticker Technologies](#), and Mergent. [Contact Dividend Channel](#); [Meet Our Editorial Staff](#).