

10 Dividend Paying Metals Stocks

<http://www.metalschannel.com/>

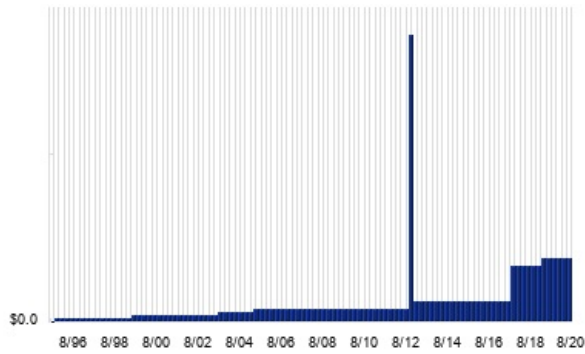
Metals Channel paired our coverage universe of metals stocks, with Dividend Channel's proprietary DividendRank formula, to bring you this list of 10 top ranked dividend paying metals stocks. The DividendRank formula considers a variety of data – dividend history & yield, book value, quarterly earnings – and compares it to the stock's trading data to come up with certain calculations about profitability and about the stock's valuation (whether we think it looks "cheap" or "expensive"). The result is this list of the top most "interesting" ideas that merit further research.



NC — KEY STATS

Name:	NACCO Industries Inc
Stock buyback:	NC buyback
Website:	www.nacco.com
Sector:	Metals & Mining
Number of ETFs Holding NC:	19 (see which ones)
Total Market Value Held by ETFs:	\$7,708,388
Total Market Capitalization:	\$115,000,000
% of Market Cap. Held by ETFs:	6.70%

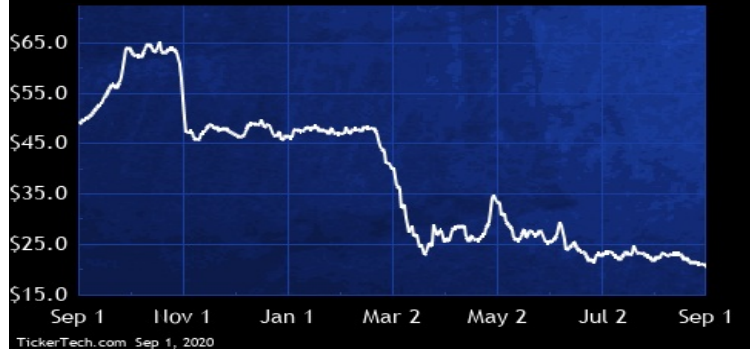
NC DIVIDEND HISTORY



TickerTech.com Sep 1, 2020

NC — 3.8% YIELD

NACCO Industries Inc

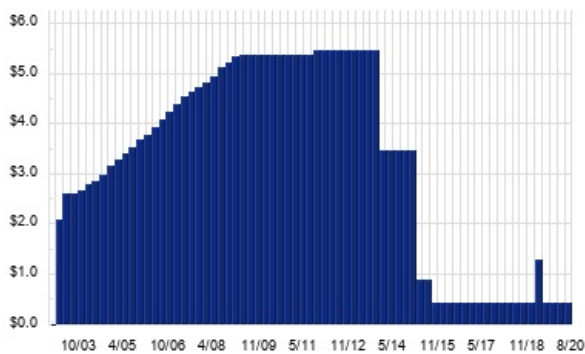


NACCO Industries is a holding company. Through its subsidiaries Co. operates in the mining and natural resources industries. The Coal Mining segment operates surface coal mines under long-term contracts with power generation companies and activated carbon producers pursuant to a service-based business model. The North American Mining segment provides contract mining and other services for producers of aggregates, lithium and other minerals. This segment provides contract mining services for independently owned mines and quarries. NAMining operates primarily at limestone quarries in Florida. The minerals management segment promotes the development of Co.'s oil, gas and coal reserves.

NRP — KEY STATS

Name:	Natural Resource Partners LP
Website:	www.nrplp.com
Sector:	Metals & Mining

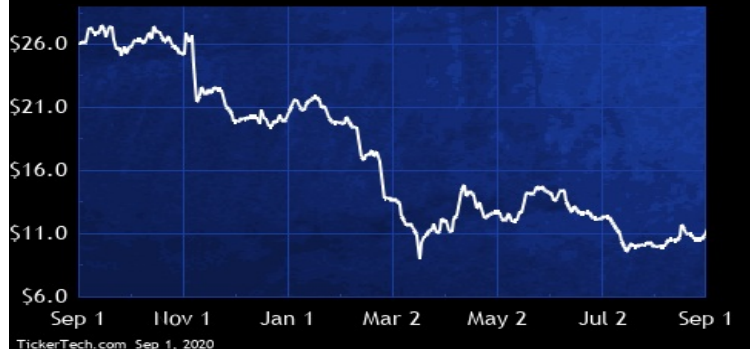
NRP DIVIDEND HISTORY



TickerTech.com Sep 1, 2020

NRP — 15.8% YIELD

Natural Resource Partners LP



Natural Resource Partners owns, manages and leases a portfolio of mineral properties, including interests in coal and other natural resources and owns a non-controlling 49% interest in Ciner Wyoming LLC, a trona ore mining and soda ash production business. Co.'s business is organized into the following segments: Coal Royalty and Other, which consists primarily of coal royalty properties and coal-related transportation and processing assets; and Soda Ash, in which Ciner Resources LP, Co.'s operating partner, mines the trona, processes it into soda ash, and distributes the soda ash both domestically and internationally into the glass and chemicals industries.

STLD — KEY STATS

Name:	Steel Dynamics Inc.
Stock buyback:	STLD buyback
Website:	www.steeldynamics.com
Sector:	Non-Precious Metals & Non-Metallic Mining
Number of ETFs Holding STLD:	89 (see which ones)
Total Market Value Held by ETFs:	\$1,035,705,404
Total Market Capitalization:	\$6,267,000,000
% of Market Cap. Held by ETFs:	16.53%

STLD DIVIDEND HISTORY

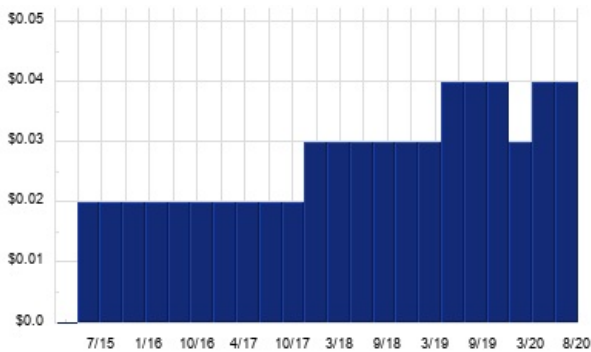


TickerTech.com Sep 1, 2020

ATUSF — KEY STATS

Name:	Altius Minerals Corp
Website:	www.altiusminerals.com
Sector:	Non-Precious Metals & Non-Metallic Mining

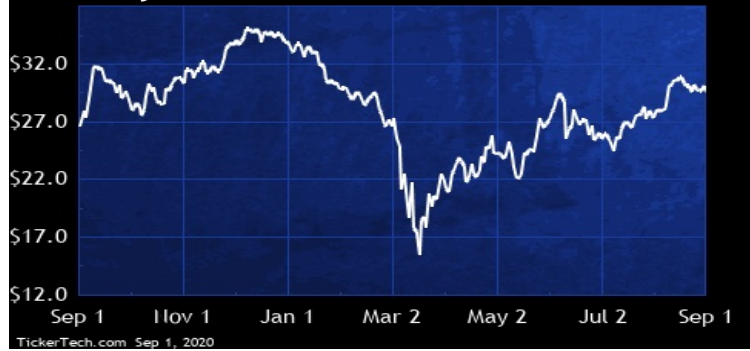
ATUSF DIVIDEND HISTORY



TickerTech.com Sep 1, 2020

STLD — 3.4% YIELD

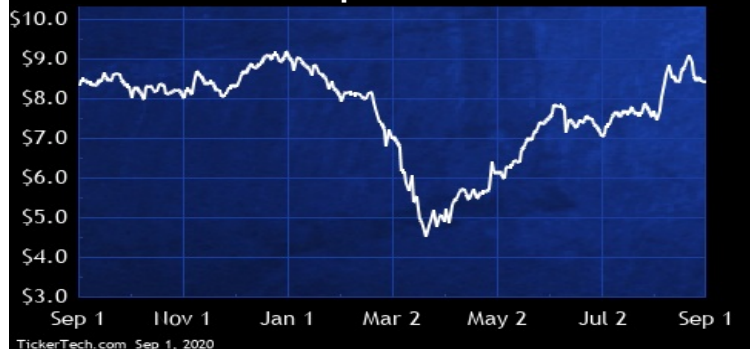
Steel Dynamics Inc.



Steel Dynamics is a steel producer and metal recycler. Co. manufactures and sells steel products, processes and sells recycled ferrous and nonferrous metals, and fabricates and sells steel joists and deck products. Co. has three segments: Steel, which produces steel from ferrous scrap and scrap substitutes, utilizing continuous casting, automated rolling mills and several steel coating and processing lines, and Iron Dynamics; metals recycling, which involves the purchase, processing, and resale of ferrous and nonferrous scrap metals into reusable forms and grades; and steel fabrication, which produces steel building components, including steel joists, girders, trusses, and steel deck.

ATUSF — 1.8% YIELD

Altius Minerals Corp

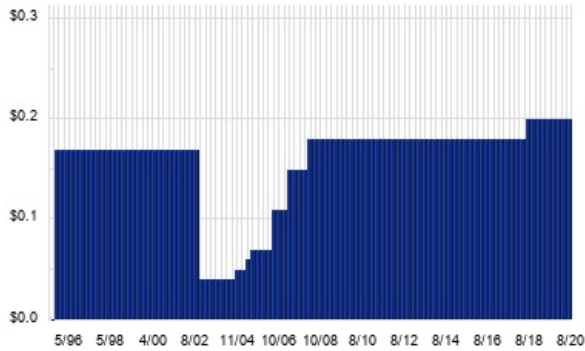


Altius Minerals is engaged in the generation and acquisition of mineral properties, royalties, and investments. Co. prefers to generate alliances or corporate structures related to the mineral exploration and natural resource opportunities it generates, which results in Co. carrying minority and non-operating project or equity interests and/or royalty interests.

CRS — KEY STATS

Name:	Carpenter Technology Corp.
Stock buyback:	CRS buyback
Website:	www.cartech.com
Sector:	Non-Precious Metals & Non-Metallic Mining
Number of ETFs Holding CRS:	61 (see which ones)
Total Market Value Held by ETFs:	\$247,304,103
Total Market Capitalization:	\$1,007,000,000
% of Market Cap. Held by ETFs:	24.56%

CRS DIVIDEND HISTORY

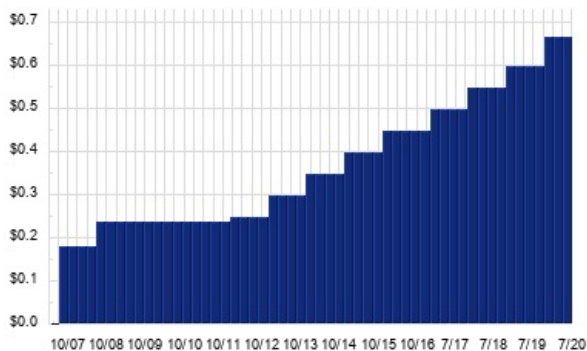


TickerTech.com Sep 1, 2020

KALU — KEY STATS

Name:	Kaiser Aluminum Corp.
Stock buyback:	KALU buyback
Website:	www.kaiseraluminum.com
Sector:	Non-Precious Metals & Non-Metallic Mining
Number of ETFs Holding KALU:	52 (see which ones)
Total Market Value Held by ETFs:	\$250,129,584
Total Market Capitalization:	\$1,036,000,000
% of Market Cap. Held by ETFs:	24.14%

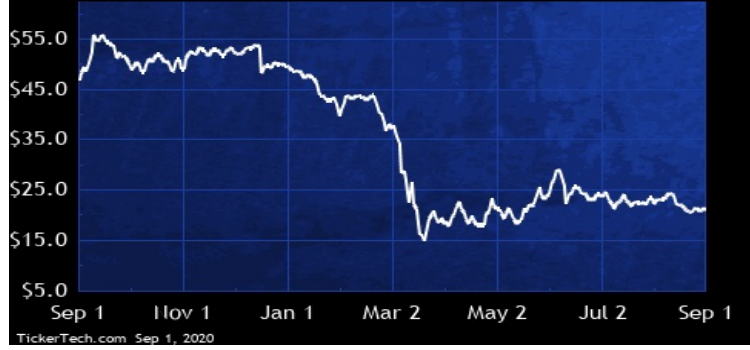
KALU DIVIDEND HISTORY



TickerTech.com Sep 1, 2020

CRS — 3.8% YIELD

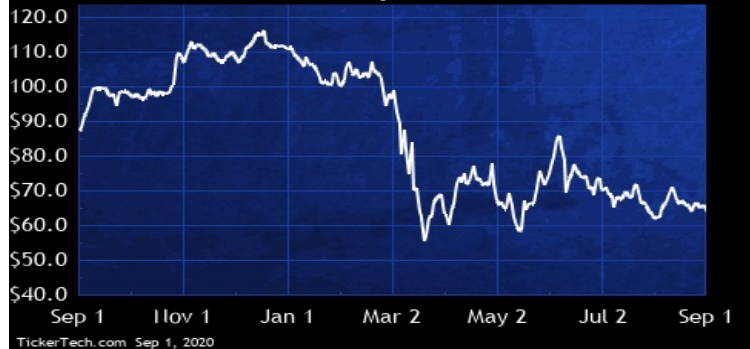
Carpenter Technology Corp.



Carpenter Technology is a producer and distributor of alloys, including titanium alloys, powder metals, stainless steels, alloy steels, and tool steels as well as drilling tools. Co.'s alloy-based materials and process solutions are used for applications in the aerospace, defense, transportation, energy, medical, industrial and consumer markets as well as additive manufacturing processes and soft magnetics applications. Co. also produces metal powders and parts. Co. has two business segments: Specialty Alloys Operations, which consists of Co.'s alloy and stainless steel manufacturing operations; and Performance Engineered Products, which consists of Co.'s differentiated operations.

KALU — 4.2% YIELD

Kaiser Aluminum Corp.

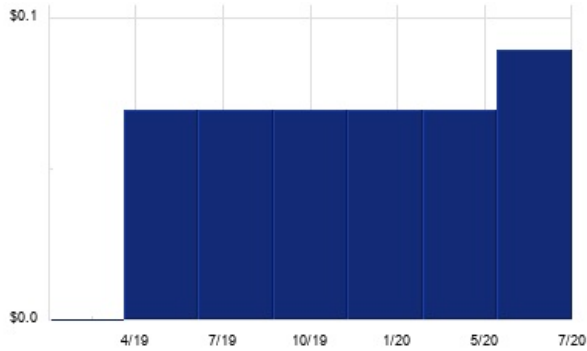


Kaiser Aluminum is a holding company. Through its subsidiaries, Co. manufactures and sells semi-fabricated specialty aluminum mill products for the following end market applications: aerospace and high strength, which includes products such as heat treat plate and sheet, hard alloy extruded shapes, cold finish rod and bar, drawn tube and billet; automotive, which consists of extruded aluminum products for North American automotive applications; general engineering, which consists primarily of 6000-series alloy plate, sheet, rod, bar, tube, wire and standard extruded shapes products; and other industrial, which consists of extruded, drawn and cast billet aluminum products.

CMCL — KEY STATS

Name:	Caledonia Mining Corporation PLC
Website:	www.caledoniamining.com
Sector:	Precious Metals
Number of ETFs Holding CMCL:	8 (see which ones)
Total Market Value Held by ETFs:	\$6,842,331
Total Market Capitalization:	\$192,000,000
% of Market Cap. Held by ETFs:	3.56%

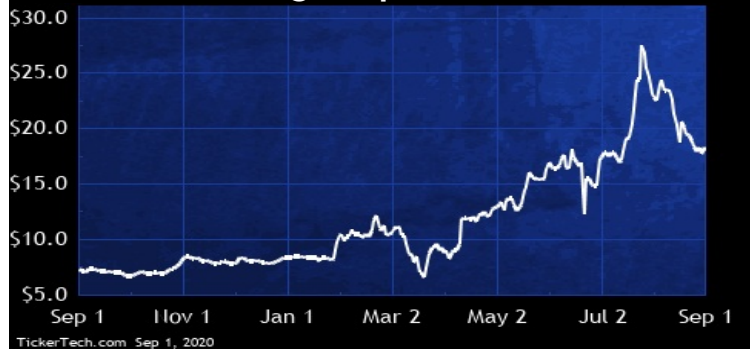
CMCL DIVIDEND HISTORY



TickerTech.com Sep 1, 2020

CMCL — 1.9% YIELD

Caledonia Mining Corporation PLC

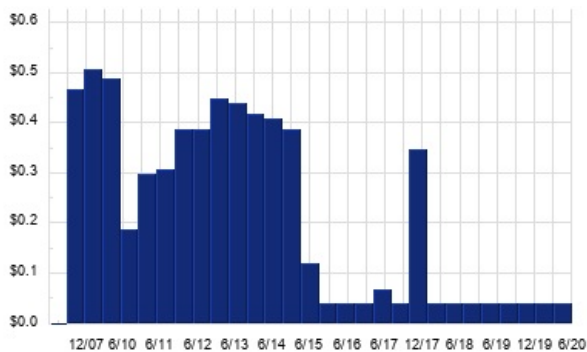


Caledonia Mining Corporation is engaged in the acquisition, exploration and development of mineral properties for the exploitation of base and precious metals focused on Southern Africa. Co.'s primary asset is a 49% interest in the Blanket Mine in Zimbabwe which produced over 50,351 ounces of gold in 2016. Its segments include Corporate, Zimbabwe, and South Africa. The Corporate segment includes administrative functions within the group. The Zimbabwe segment comprise Caledonia Holdings Zimbabwe Ltd. and subsidiaries. The South Africa segment comprises a gold mine, that is on care and maintenance, as well as sales made by Caledonia Mining South Africa Proprietary Limited to the Blanket Mine.

TECK — KEY STATS

Name:	Teck Resources Ltd
Stock buyback:	TECK buyback
Website:	www.teck.com
Sector:	Metals & Mining
Number of ETFs Holding TECK:	3 (see which ones)
Total Market Value Held by ETFs:	\$3,823,544
Total Market Capitalization:	\$6,395,000,000
% of Market Cap. Held by ETFs:	0.06%

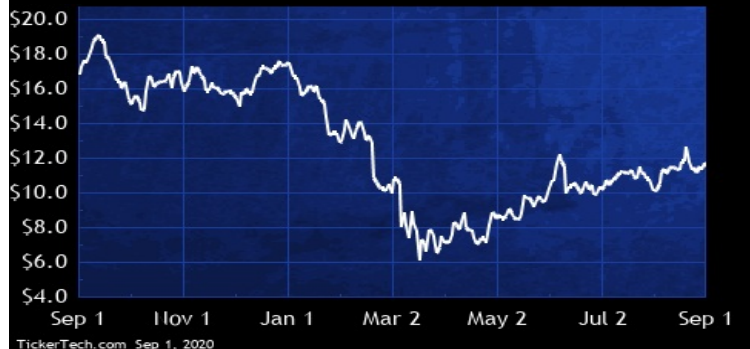
TECK DIVIDEND HISTORY



TickerTech.com Sep 1, 2020

TECK — 1.3% YIELD

Teck Resources Ltd

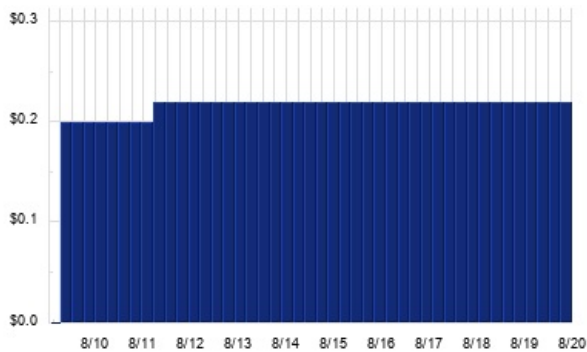


Teck Resources is engaged in mining and related activities including exploration, development, processing, smelting and refining. Co.'s major products are steelmaking coal, copper and zinc. Co. also produces precious metals, lead, molybdenum, electrical power, fertilizers and other metals. Co. also owns an interest in certain oil sands leases and have partnership interests in an oil sands development project and wind power project.

HAYN — KEY STATS

Name:	Haynes International, Inc.
Website:	www.haynesintl.com
Sector:	<u>Non-Precious Metals & Non-Metallic Mining</u>
Number of ETFs Holding HAYN:	43 (see which ones)
Total Market Value Held by ETFs:	\$60,571,189
Total Market Capitalization:	\$248,000,000
% of Market Cap. Held by ETFs:	24.42%

HAYN DIVIDEND HISTORY

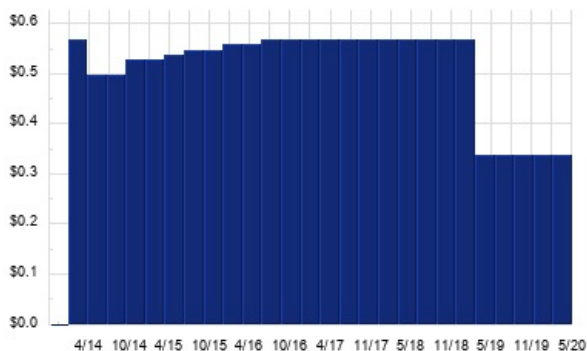


TickerTech.com Sep 1, 2020

CINR — KEY STATS

Name:	Ciner Resources LP
Website:	www.ciner.us.com
Sector:	<u>Metals & Mining</u>

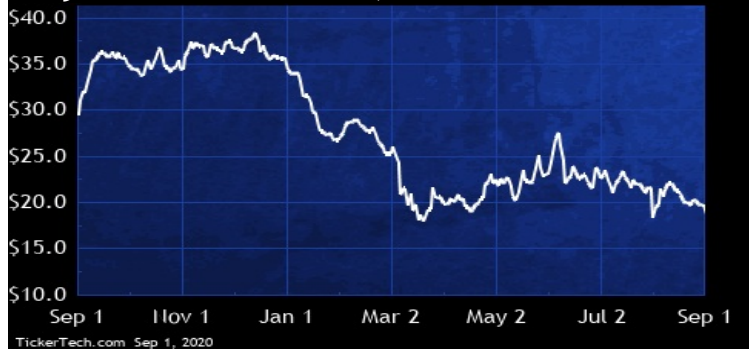
CINR DIVIDEND HISTORY



TickerTech.com Sep 1, 2020

HAYN — 4.7% YIELD

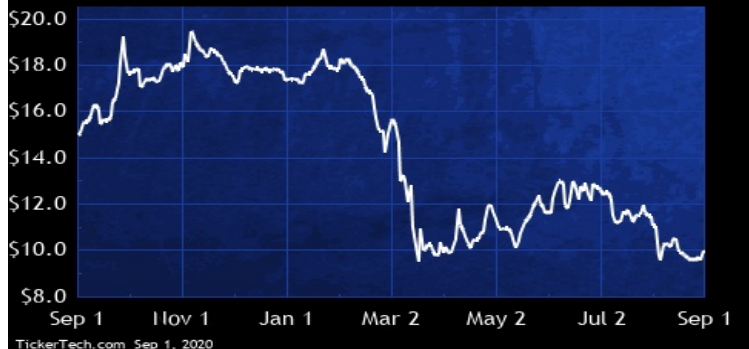
Haynes International, Inc.



Haynes International develops, manufactures, markets and distributes alloys primarily for use in the aerospace, chemical processing and industrial gas turbine industries. Co.'s products are high-temperature resistant alloys (HTA) and corrosion-resistant alloys (CRA). Co.'s HTA products are used by manufacturers of equipment that is subjected to high temperatures, such as jet engines for the aerospace market, gas turbine engines for power generation and industrial heating equipment. Co.'s CRA products are used in applications that require resistance to corrosive media found in chemical processing, power plant emissions control and hazardous waste treatment.

CINR — 13.7% YIELD

Ciner Resources LP



Ciner Resources is a holding company. Through its subsidiary, Ciner Wyoming LLC (Ciner Wyoming), Co. operates the trona ore mining and soda ash production business. Ciner Wyoming is a producer of soda ash, serving a global market from Co.'s facility in the Green River Basin of Wyoming. Trona, a soft mineral, is also known as sodium sesquicarbonate and consists primarily of sodium carbonate, or soda ash, sodium bicarbonate and water. Co. processes trona ore into soda ash, which is a raw material in flat glass, container glass, detergents, chemicals, paper and other consumer and industrial products.



Nothing in Dividend Channel is intended to be investment advice, nor does it represent the opinion of, counsel from, or recommendations by BNK Invest Inc. or any of its affiliates, subsidiaries or partners. None of the information contained herein constitutes a recommendation that any particular security, portfolio, transaction, or investment strategy is suitable for any specific person. All viewers agree that under no circumstances will BNK Invest, Inc., its subsidiaries, partners, officers, employees, affiliates, or agents be held liable for any loss or damage caused by your reliance on information obtained. By visiting, using or viewing this site, you agree to the following [Full Disclaimer & Terms of Service](#). Video widget and dividend videos powered by Market News Video. Quote data delayed at least 20 minutes; data powered by Ticker Technologies, and Mergent. [Contact Dividend Channel](#); [Meet Our Editorial Staff](#).